

RESEARCH ARTICLE

# The Importance of Maize Management on Dung Beetle Communities in Atlantic Forest Fragments

Renata Calixto Campos\*, Malva Isabel Medina Hernández

Programa de Pós-Graduação em Ecologia, Departamento de Ecologia e Zoologia, Universidade Federal de Santa Catarina, Florianópolis, Santa Catarina, Brazil

\* [recalixtocampos@gmail.com](mailto:recalixtocampos@gmail.com)



**OPEN ACCESS**

**Citation:** Campos RC, Hernández MIM (2015) The Importance of Maize Management on Dung Beetle Communities in Atlantic Forest Fragments. PLoS ONE 10(12): e0145000. doi:10.1371/journal.pone.0145000

**Editor:** Ricardo Bomfim Machado, University of Brasilia, BRAZIL

**Received:** May 7, 2015

**Accepted:** November 25, 2015

**Published:** December 22, 2015

**Copyright:** © 2015 Campos, Hernández. This is an open access article distributed under the terms of the [Creative Commons Attribution License](https://creativecommons.org/licenses/by/4.0/), which permits unrestricted use, distribution, and reproduction in any medium, provided the original author and source are credited.

**Data Availability Statement:** All relevant data are within the paper and its Supporting Information files.

**Funding:** The authors thank GenØk (Centre for Biosafety/Norway) for project support. RCC thanks CAPES (Ministry of Education of Brazil) for a PhD Grant. MIMH thanks CNPQ (Science and Technology Ministry of Brazil, Proc. 309030/2013-7) for a Productivity Grant.

**Competing Interests:** The authors have declared that no competing interests exist.

## Abstract

Dung beetle community structures changes due to the effects of destruction, fragmentation, isolation and decrease in tropical forest area, and therefore are considered ecological indicators. In order to assess the influence of type of maize cultivated and associated maize management on dung beetle communities in Atlantic Forest fragments surrounded by conventional and transgenic maize were evaluated 40 Atlantic Forest fragments of different sizes, 20 surrounded by GM maize and 20 surrounded by conventional maize, in February 2013 and 2014 in Southern Brazil. After applying a sampling protocol in each fragment (10 pitfall traps baited with human feces or carrion exposed for 48 h), a total of 3454 individuals from 44 species were captured: 1142 individuals from 38 species in GM maize surrounded fragments, and 2312 from 42 species in conventional maize surrounded fragments. Differences in dung beetle communities were found between GM and conventional maize communities. As expected for fragmented areas, the covariance analysis showed a greater species richness in larger fragments under both conditions; however species richness was greater in fragments surrounded by conventional maize. Dung beetle structure in the forest fragments was explained by environmental variables, fragment area, spatial distance and also type of maize (transgenic or conventional) associated with maize management techniques. In Southern Brazil's scenario, the use of GM maize combined with associated agricultural management may be accelerating the loss of diversity in Atlantic Forest areas, and consequently, important ecosystem services provided by dung beetles may be lost.

## Introduction

The use of genetically modified (GM) technology in agriculture has increased globally, with the largest increase occurring in Brazil (i.e., an increase of 3.7 million hectares) [1]. The effects of GM plants on non-target organisms are highly controversial. A number of articles have reported no effects (see [2–4]), while others have described significant negative effects on several invertebrate species [3, 5–13]. A meta-analysis of 42 field experiments concluded that non-target invertebrate groups were less abundant in GM fields compared to insecticide-free fields [2].

The use of GM technology in Brazil is associated with a type of maize management. The manufacturer of GM technology makes available to the farmer, a “technological package” with products and practices that guide this type of culture [14]. Herbicides, for example, are being used in over 70% maize areas in Brazil [15]. Chemical control should be accomplished through the use of herbicides registered and applied in the correct doses. To select an herbicide, the composition of the weeds present, the environmental characteristics in the area to be treated, and the physical and chemical characteristics of the products should be considered [16].

The use of GM crops could mitigate many of the negative effects of insecticides, but insect species that are not susceptible to the expressed toxin can develop into secondary pests and cause significant damage to the crop [8, 17]. Insecticide spraying could become the immediate solution at farmers’ disposal, and the sustainable use of this genetic modification technology may be not occurring [17]. The negative effects of GM crops on associated fauna via trophic webs are poorly understood [5, 18]. Currently, the actions of Bt toxins (extracted from *Bacillus thuringiensis*) are subject to more controversy than when Bt plants were first developed [19]. Transgenic DNA and proteins may pass through mammalian or avian gastrointestinal tracts [20–22], as well as through animals that consume them, where transgenic DNA and proteins circulate in the blood and internal organs [23]. The propagation effect of a disturbance at the trophic level to other levels of the food chain may also be occurring. For example, when honeybees were exposed to a high concentration of Cry1Ab protein (GM maize) the effects were not lethal, but their behavior and learning ability was disrupted [24]. Subtle effects such as aberrations in behavioral or social competence have not been studied to a comparable extent, but these effects may increase or decrease population and community size. The use of some taxon with acknowledged importance in maintaining ecological processes can serve as a tool for finding general patterns related to GM crops cascade effects on wildlife.

A recent study with dung beetles showed changes in functional group dynamics and abundance of some species in communities inhabiting forest fragments surrounded by GM maize [13]. Indirect behavioral effects, for example the search and exploitation of food resources, can generate cascade effects. If a feces provider (mammals) changes their diet, this may have consequences that result in changes to dung beetle communities via trophic cascade effects. Dung beetles (Coleoptera: Scarabaeinae) are extremely important organisms for tropical ecosystem functioning [25] since they promote soil removal and incorporation of organic matter in nutrient cycling, which helps to regulate and improve physical and chemical properties of soil [26–28]. Most species are detritivores, feeding and nesting on feces (coprophagous) or carcasses (necrophagous), both primarily from mammals [29].

Environmental degradation causes changes in dung beetle community structure and composition, resulting in a decrease of species diversity in comparison to preserved areas [30–34]. The dung beetles rapid response to habitat alterations has led to their recognition as efficient ecological indicators [31, 35–39]. In addition to community-level changes, some species show increased or decreased abundance in areas with particular characteristics caused by environmental change, such as communities found in forest fragments surrounded by GM maize, that show an increase of dweller species and a decrease in tunneler species [13]. Changes in habitat complexity modify not only the insect communities, but also the fauna associated with forests, reducing the richness of some taxonomic groups while increasing others [40]. Furthermore, since dung beetle communities depend on mammal excrements, they may be influenced by changes in mammalian assemblages, which are also affected by landscape alterations [41–42].

The expansion of the agricultural frontier increases fragmentation and subsequently the loss of biodiversity in the Atlantic Forest [43]. In recent studies was found a positive correlation between dung beetle richness and mammal richness and the habitat structure influenced both groups [41–42]. Seventy percent of the Brazilian population lives in the Atlantic Forest, one of

the most diverse regions in the world; however these human activities have disturbed this ecosystem [44]. More than 80% of Atlantic Forest fragments are smaller than 50 ha and there is a large average distance between fragments (1440 m) [45]. Dung beetle spatial distribution may be related to geographic distance or lack of connectivity caused by fragmentation [46], and due to limitations in dispersal ability [47–49].

This study was based on the hypothesis that dung beetle communities in forest fragments surrounded by genetically modified maize crops (GM) may be exposed to plant materials and toxins derived from transgenic maize via feces or carcasses of maize-consuming animals and exposed to the maize management techniques of these maize crops (GM). The aim of the present study was to reveal the possible impacts of GMs crops associated with maize management techniques evaluating the type of maize crop (conventional or transgenic), maize management of these crops and others important recognized factors (environmental effects, mammalian presence, and spatial distance) to dung beetle communities in Atlantic Forest fragments surrounded by conventional and transgenic maize.

## Material and Methods

### Study area

The study was conducted in the region of Campos Novos, Santa Catarina state, Southern Brazil (27°23'S, 51°12'W). This region contains several Atlantic Forest fragments, originally Araucaria Forest [50], surrounded primarily by soybean and maize crops. The region has a mild mesothermal climate according to the Köppen classification system with an altitude ranging from 739 to 953 m and distributed rainfall throughout the year, with annual average of 1750 mm approximately [51].

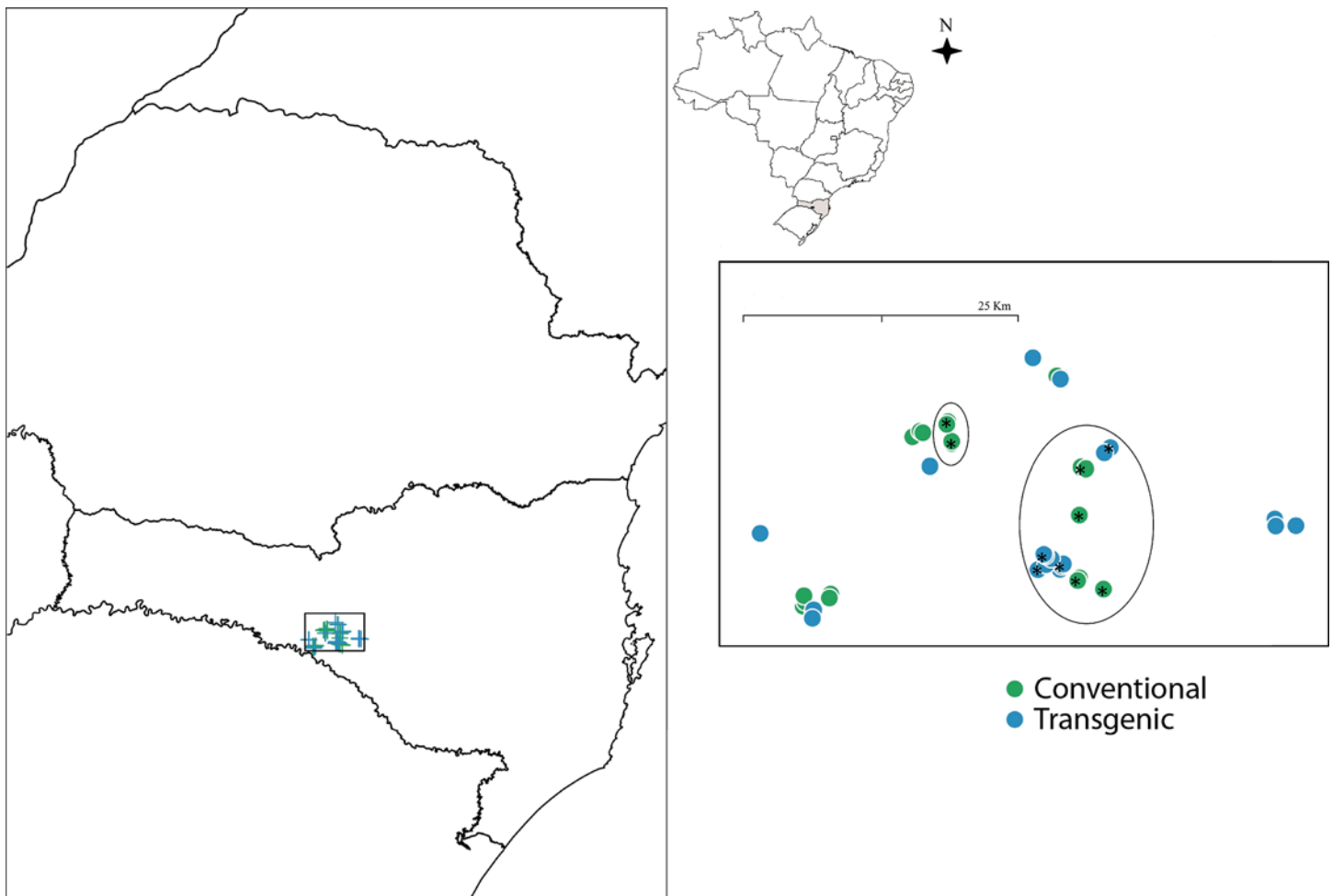
Forty sample areas were established within forest fragments, twenty fragments were surrounded by GM maize crops (ten fragments per year), and twenty fragments were surrounded by conventional maize crops (ten fragments per year) (Fig 1). Farms were chosen with the assistance of the Enterprise for Agricultural Research and Rural Extension of Santa Catarina (Empresa de Pesquisa Agropecuária e Extensão Rural—Epagri/Campos Novos), based on their accessibility and degree of isolation of forest fragments in relation to the type of maize cultivation. Only forest fragments adjacent to monocultures were chosen.

**Scarabaeinae sampling.** Sampling of copro-necrophagous beetles was performed within the forest at a distance of at least 10 m from the fragment's edge. Each fragment was sampled only once during the study's two years. Sampling was intensive during the summer, in February 2013 and 2014, during the period right before the maize harvest. Pitfall traps were made using plastic containers (30 cm circumference and 20 cm height), buried in the ground, and protected against rain with plastic cap, lastly, a detergent/water mixture and 10 g of bait were added to each trap. The each sampling point consisted of ten traps per fragment, with 400 pitfall traps across the 40 forest fragments sampled. The fragment was used as the sampling unit. The half of traps was baited of human feces and other half with carrion (pork meat) in order to attract the majority of species (i.e., both coprophagous and necrophagous).

After 48 h of exposure, insects captured were fixed in 70% alcohol and taken to the Laboratory of Terrestrial Animal Ecology (LECOTA/UFSC) for identification [52]. Subsequently the insects were deposited in either the Entomological Collection of the Center for Biological Sciences, Federal University of Santa Catarina (UFSC) or the Entomological Collection of Federal University of Mato Grosso (UFMT). Ten individuals per species were weighed (dry weight) using an analytical balance. To find the total biomass of each fragment, the number of individuals was multiplied by the mean biomass per species. The Instituto Chico Mendes de

Conservação da Biodiversidade ICMBio/MMA) issued the permits to collect specimens (permit #32333-3 to MIMH). The field study did not involve any endangered or protected species.

**Assessment of explanatory variables.** Environmental variables—In order to assess the structure of the vegetation in each sampled fragment, an adapted quadrat-section method was used [53]. Using a cross as a reference, four quadrants (northeast, northwest, southeast, southwest) were marked, and in each quadrant the first tree to the center of the cross with diameter at breast height (DBH) greater than 5 cm and the first shrub with a perimeter less than 15 cm and a height greater than 1 m were selected, the following were measured for each tree and shrub: the distances to the center of the cross, the height, and the crown and trunk diameter. Trunk diameter was taken at breast height (1.3 m) for trees and ankle height (DAH = 0.1 m) for shrubs. Furthermore, in each quadrant, height of leaf litter in 1 x 1 m square was measured with a ruler, and percentages of leaf litter layer, green area and exposed soil (no vegetation or leaf litter) were measured by visual estimation using the following classes, 0–5%, 6–25%, 26–50%, 51–75%, 76–95% and 96–100%. Using these same classes, the percentage of canopy cover in the four quadrats was visually estimated, using a square paperboard with a hollow area of 10 x 10 cm, placed at a distance of 40 cm from the observer’s eye, at an inclination of 20° in relation to the zenith. For each variable measured was used an average of eight measurements



**Fig 1. Map of the study region.** Location of the 40 forest fragments in the Campos Novos, Santa Catarina state, southern Brazil, near conventional or transgenic maize crops. The twenty fragments sampled in the first year (2013) are circled.

doi:10.1371/journal.pone.0145000.g001

taken between the pitfalls, in two points in the fragment. The area of each fragment was determined using Google Earth Path (1.4.4a), and altitude using a hand-held GPS.

**Management of crop fields**—Issues regarding crop management were obtained through semi-structured interviews with nine farmers and four employees, where questions related to agricultural practices used in the properties. The questions were about the maize variety, cattle presence after harvest, use of insecticide, herbicide, and fungicide, and if transgenic crops were ever grown on the site evaluated. All respondents authorized the use of interview data, and interviews lasted on average 15 minutes. Three properties only grew transgenic varieties, eight only grew conventional varieties, and two properties grew conventional and transgenic varieties.

**Mammal sampling**—Camera traps (BUSHNELL Trophy Cam HD) were used to record mammalian presence inside the forest fragments. Only medium and large mammals were included in the analysis due to the difficulty of identifying little mammal species (rodents) with camera traps. Humans were included because in some fragments the pictures depict hunters, revealing that hunting is present inside the forest. One camera trap was placed in each fragment after dung beetle sampling. Maize from the adjacent crop and meat (to attract predators) were used as bait in front of the cameras. Camera traps were active for a minimum of 40 days and maximum of 60 days. Baits were replaced and batteries checked every 20 days and mammals were identified from the photographs.

**Spatial variables**—Data from geographic coordinates (Universal Transverse Mercator) obtained at each fragment using a hand-held GPS were used to create spatial variables.

**Data analysis.** The Jackknife 1, Chao 1 and Chao 2 estimators were used to estimate dung beetle richness in sampled fragments, and sampling sufficiency was calculated using EstimateS v.9 [54]. Data were transformed by square root to reduce the influence of common species and differences in total abundance, and a Bray-Curtis similarity matrix was constructed using communities from different fragments. SIMPER [54] was used to determine the contribution of each species to dung beetle community structure. Analysis of similarities -ANOSIM [55] was used to test differences between dung beetle communities.

The matrices of explanatory data were analyzed and ordinations were performed. A Principal Components analysis (PCA) of environmental variables was calculated using Primer [55] and Principal Coordinates Analysis (PCoA) of management variables was calculated using Hamann similarity in R 3.0.1 [56]. Analysis of similarities (ANOSIM) [55] was used to test differences between the environmental variables, as well as management variables. The mammal richness matrix was used without transformation. Spatial predictors were created using Principal Coordinates of Neighbour Matrices (PCNM) [57–58], which is part of a set of spatial eigenfunction analyses called Moran's Eigenvector Maps. The response variables of the dung beetles communities were species richness, abundance and biomass per fragment. The relation of the latter variables to predictor variables (such as vegetation (PCA1), management (PCoA1), mammalian richness, spatial distribution (PCNM1), fragments size and altitude) was initially observed in an exploratory analysis with multiple regressions.

Generalized Linear Mixed Models -GLMMs [59] with a Poisson error distribution [56], were used to test effects of each set of explanatory variables and combined effects of explanatory variables on dung beetle communities in the two types of fragments (conventional and transgenic). In GLMMs, type of maize was considered as a fixed factor. In all analyses performed, the fragment was used as the sampling unit.

## Results

**Dung beetle communities.** A total of 3454 dung beetles belonging to 44 species were collected. *Uroxys* aff. *terminalis*, *Dichotomius* aff. *sericeus* and *Onthophagus* aff. *tristis* were the

**Table 1. Abundance, observed richness, richness estimators Chao 1, Chao 2 and Jackknife 1, mean biomass per fragment, and total biomass calculated for the communities of Scarabaeinae beetles in fragments adjacent to GM and conventional maize in Campos Novos, Santa Catarina state, Brazil.**

Ecological measures of Scarabaeinae community	Fragments adjacent to GM maize	Fragments adjacent to conventional maize
Abundance (N)	1142	2312
Richness (S)	38	42
Variation of richness per fragment	2 to 21	6 to 25
Estimated richness		
Chao1	43.24	43.42
Chao 2	45.12	48.10
Jackknife 1	47.5	51.5
Average biomass per individual	0.086 g	0.130 g
Total biomass	76.16 g	114.71 g

doi:10.1371/journal.pone.0145000.t001

most abundant species in both fragment types, and together the three species accounted for 60% of abundance in fragments near GM maize, and 48% abundance near conventional maize (S1 Table).

Forty-two species and 2312 individuals were collected in fragments surrounded by conventional maize, and species richness per fragment ranged between two to 21. Thirty-eight species and 1142 individuals were collected in fragments surrounded by GM maize, with six to 25 species per fragment. The number of species observed was at least 80% of the species richness values generated by Chao 1, Chao 2 and Jackknife 1 estimators, demonstrating sampling sufficiency (Table 1).

In analyzing the dung beetle community similarity within the 40 Atlantic Forest fragments, significant differences were found between dung beetle communities in fragments near conventional and GM maize (ANOSIM  $r = 0.081$ ;  $p = 0.024$ ). The five species that most contributed to the dissimilarity between fragments types were: *U. aff. terminalis* (15.25%), *D. aff. sericeus* (8.29%), *O. aff. tristis* (6.86%), *C. rutilans cyanescens* (6.10%) and *C. aff. trinodosum* (5.43%), since they were most abundant in conventional fragments.

**Explanatory variables.** Environment—According to the Principal Component Analysis (PCA) of environmental variables, both fragment types are homogeneous, with no separation according to the adjacent crop characteristics, transgenic or conventional. Axis 1 (PCA1) represents the “understory” which explained 24.6% of data variation, and was influenced by shrub diameter, shrub height and tree distance. Axis 2 (PCA2) represents the “forest canopy” which explained 18% of data variation, and was influenced by tree height, shrub diameter and tree crown diameter.

However, according to the variation in environmental variables, the fragments are homogeneous (ANOSIM  $r = 0.12$ ;  $p = 0.006$ ), without separation by type of crop (GM or conventional maize).

Crop management—A range of management combinations were found, including the use of insecticides in GM crops (S2 Table). The use of insecticide in the region aimed to control mainly the fall armyworm *Spodoptera frugiperda* (Smith, 1797), and corn earworms *Helicoverpa zea* (Boddie, 1850) and *Helicoverpa armigera* (Hübner, 1805).

The insecticide Bt was the most used in conventional crops (five), and diamide and neonicotinoid in transgenic crops (six). The herbicide atrazine was the most used for weed control in conventional crops (nine) and atrazine (14) followed by glyphosate (11) in transgenic crops. Cattle were released after the harvest in conventional crops (12) and eight transgenic crops (S2 Table).

However, according to the variation in management variables, the fragments are homogeneous (ANOSIM  $r = 0.27$ ;  $p = 0.99$ ), without separation by type of crop (GM or conventional maize).

**Mammals**—A total of 26 large and medium mammal species were found within the forest fragments, of which 21 are native mammals. The majority of species were found in both fragment types. A total of 19 mammal species were found in fragments surrounded by transgenic maize and 25 mammal species in fragments surrounded by conventional maize (S3 Table). Six different mammal species were 'rare' and had only one or two records each. The availability of mammalian dung was not assessed on these small fragments since most mammals are non-resident and visit the fragments opportunistically. The mammal richness ranged from 1 to 11 species per fragment (S4 Table). In many fragments mammal cubs were detected (i.e., *Procyon cancrivorus*, *Cerdocyon thous*, *Mazama gouazoubira*, *Nasua nasua*), revealing that the period before maize harvest coincides with mammal reproduction. The mammal richness was not correlated to fragment size and was also not correlated to dung beetle species richness and abundance.

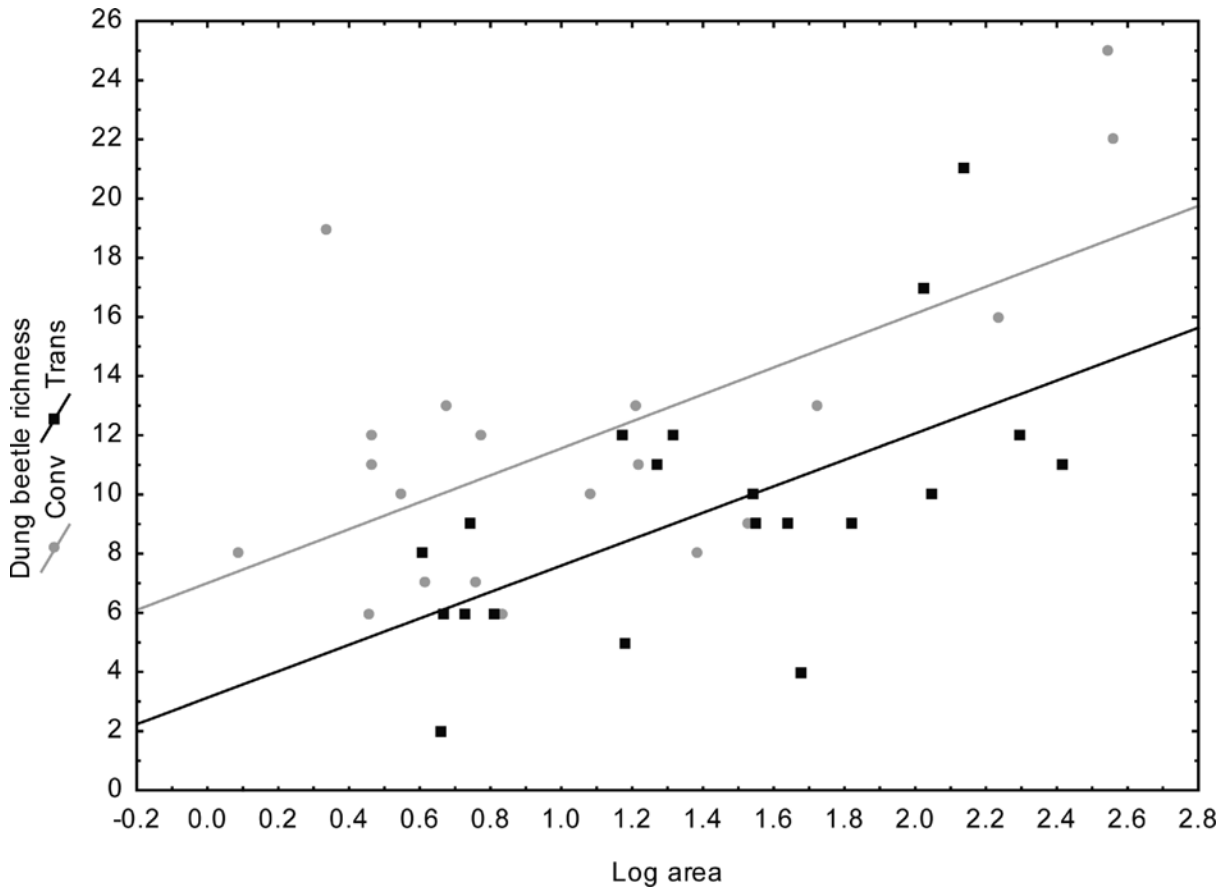
**Spatial configuration**—The total study area including the forest fragments and crops was 790 km<sup>2</sup>, with a width of 24 km and length of 47 km. The distance between the fragments ranged from 14 m to 6.5 km and the two fragment types are randomly scattered in the area (Fig 1). PCNM analysis was carried out using a truncated distance matrix and eight statistically significant vectors were selected with the Moran index.

**Relationship between dung beetles and environment.** In a second evaluation, aiming to examine the set of variables that may have influenced dung beetle community, the first variables of each test (PCNM's with spatial distances, PCA with environmental variables, PCoA with management variables) were extracted and multiple regressions were performed. Fragment size, altitude and mammal richness were also included as explanatory variables. Regarding species richness, multiple regressions showed that dung beetle species richness was related to fragment type, conventional or transgenic ( $t = 3.17$ ,  $p = 0.003$ ). Furthermore, dung beetle richness was positively correlated with fragment size ( $t = 4.76$ ,  $p = 0.003$ ), spatial distance (PCNM 1) ( $t = 5.48$ ,  $p = 0.004$ ), and management (PCoA1) ( $t = 2.00$ ,  $p = 0.003$ ), conversely, it was not correlated with mammal richness, environment (PCA1) and altitude. The abundance of dung beetles was also correlated to fragment type, conventional or transgenic ( $t = 2.24$ ,  $p = 0.03$ ), and to spatial distance (PCNM1) ( $t = 4.5$ ,  $p = 0.007$ ), and was not correlated to fragment size, management (PCoA1), environment (PCA1), mammal richness and altitude. The total biomass was correlated to fragment type, conventional or transgenic ( $t = -2.55$ ,  $p = 0.015$ ), it was positively correlated to fragment size ( $t = 5.26$ ,  $p = 0.001$ ), and it was negatively correlated with mammal richness ( $t = -2.07$ ,  $p = 0.045$ ), and it had no correlation with spatial distance (PCNM1), management (PCoA1), environment (PCA1) and altitude (S4 Table).

As predicted for fragmented areas, larger fragments had greater species richness (ANCOVA:  $R^2 = 0.43$ ), and dung beetle species richness was greater in fragments surrounded by conventional maize ( $F = 11$ ;  $p = 0.002$ ) (Fig 2).

Spatial distance (PCNM) was correlated with dung beetle species richness and abundance in both fragment types. Dung beetle species richness and abundance were higher in more distant fragments. However, dung beetle species richness and abundance in fragments surrounded by conventional maize were greater than dung beetle species richness and abundance in fragments surrounded by GM maize. The closest fragments showed similar species richness (Fig 3) and abundance (Fig 4).

When we tested the effects of each set of independent variables: vegetation (PCA), and spatial distance (PCNM) were important explanatory variables for dung beetle communities (Table 2). And the combined effects of variables: type of maize (conventional or transgenic)



**Fig 2. Dung beetle species richness in relation to fragment size (log area) in 40 Atlantic Forest fragments adjacent to transgenic and conventional maize in Campos Novos, Southern Brazil.**

doi:10.1371/journal.pone.0145000.g002

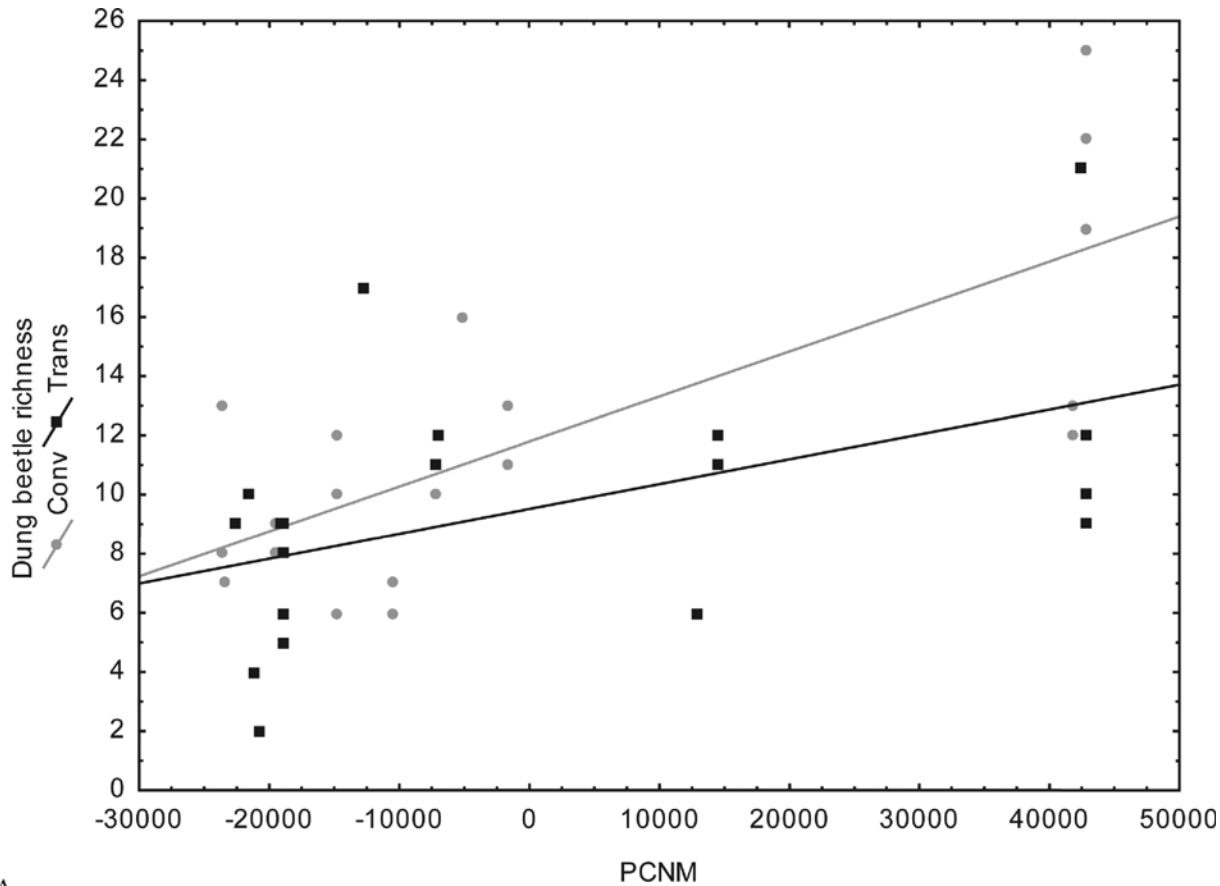
combined with the PCA (vegetation), type of maize combined with fragment area, type of maize combined with PCNM and type of maize combined with maize management also were important to dung beetle communities (Table 2). The set of variables of management was significant only associated with the factor (conventional or transgenic) (Table 2).

### Discussion

Our results showed that both dung beetle community structure and composition are different in fragments surrounded by GM maize when compared with fragments surrounded by conventional maize, confirming previous findings, where were detected differences in the proportion of functional groups and abundance of some species of dung beetles in Atlantic forest fragments surrounded by GM maize [13]. In addition, dung beetle communities from fragments near GM maize showed lower species richness, total abundance and total biomass. These differences are attributed to maize management techniques and type of maize (conventional or transgenic) surrounding the forest fragment.

Dung beetle species richness at the landscape level reveals a great diversity even in a region with many Atlantic Forest fragments surrounded by a matrix composed of soybean and maize (see [60, 46]). Small forest fragments have been frequently referenced as habitats that are unsuitable for many animals, including large-bodied mammals and associated coprophagous beetles [61]. However, this study found mammal richness to be large in the region, and possibly





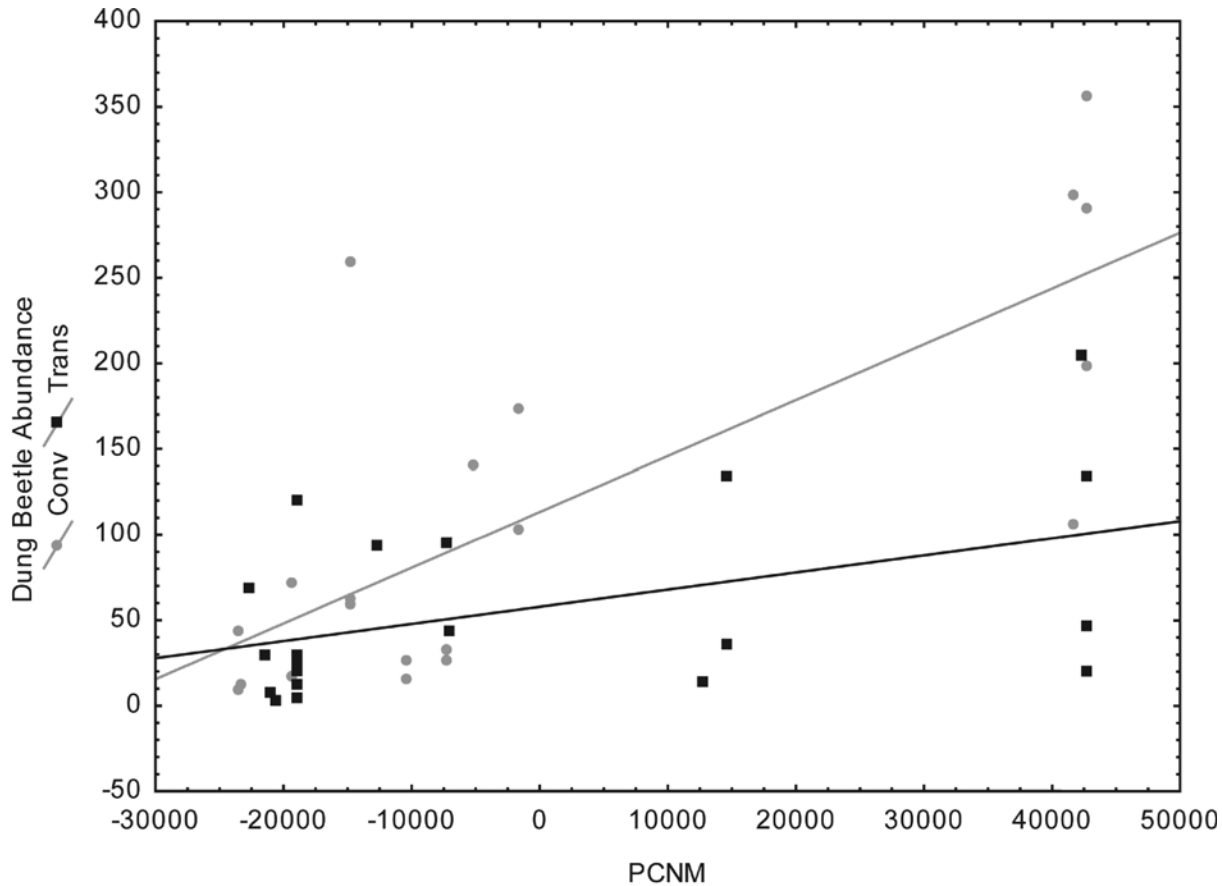
A

**Fig 3. Distribution of dung beetle species richness in relation to spatial distance (PCNM) in 40 Atlantic Forest fragments adjacent to transgenic and conventional maize in Campos Novos, Southern Brazil.**

doi:10.1371/journal.pone.0145000.g003

these mammals use small fragments as stepping-stones or corridors to move to core areas. The majority of mammals registered in this study can disperse for many kilometers and this explains the similarity of mammals within the two fragment types. For example, although the puma (*Puma concolor*) was recorded in a small fragment (1.2 ha) there are larger fragments in the region. The distribution of dung beetles is strongly influenced by the diversity of mammal excrements [62–64]. Mammal diversity would explain the high species richness and abundance of dung beetles found in the region, since dung beetle community structure is based on resource availability (bottom up), and the spatial and temporal competition for resources is a strong modifier of dung beetle population dynamics [65].

Fragment size (area) was an important explanatory variable for the dung beetle communities within fragment types, where dung beetle richness and abundance was greater in fragments near conventional maize. It is well known that dung beetles are sensitive to habitat loss and fragmentation and a considerable number of species are forest-dependent [30, 34, 66–67]. Furthermore, increased dung beetle species richness and abundance was correlated with spatial distance in both fragment types. Spatial limitation of dung beetles may be related to the geographic distance or lack of connectivity caused by fragmentation [46]. The dispersal abilities of different dung beetle species are poorly known, but some research shows that it may vary between 300 and 1500 m depending on the species and landscape [47–49, 68–69]. It is interesting to note in this study the communities with greater richness and abundance were located in



B

**Fig 4. Distribution of dung beetle abundance in relation to spatial distance (PCNM) in 40 Atlantic Forest fragments adjacent to transgenic and conventional maize in Campos Novos, Southern Brazil.**

doi:10.1371/journal.pone.0145000.g004

more distant forest fragments in the middle of conventional maize. Since the forest and consequently dung beetles are directly influenced by land use, we suggest that smaller fragments must be managed in order to maintain connected mosaics. Furthermore, the crops

**Table 2. GLMM's results of explanatory variables of dung beetle communities in 20 fragments adjacent to transgenic and 20 fragments adjacent to conventional maize, in Campos Novos, Southern Brazil.**

Effect	z value	Pr(> z )	AIC
Intercept	6.90	<0.001	1650.6
Factor (type of maize)	-1.40	0.160	
<b>PCA (vegetation)</b>	<b>5.16</b>	<b>&lt;0.001</b>	
Fragment area	-0.65	0.513	
<b>PCNM</b>	<b>8.86</b>	<b>&lt;0.001</b>	
Management	1.80	0.070	
<b>PCA *factor</b>	<b>-2.50</b>	<b>0.002</b>	
<b>Fragment area *factor</b>	<b>8.95</b>	<b>&lt;0.001</b>	
<b>PCNM *factor</b>	<b>-1.16</b>	<b>&lt;0.001</b>	
<b>Management *factor</b>	<b>6.03</b>	<b>&lt;0.001</b>	

Significant effects are in bold.

doi:10.1371/journal.pone.0145000.t002

surrounding the fragments should be managed to minimize effects on forest fragments and improve connectivity.

Environmental variables influences dung beetle assemblages [34, 60, 70–71], and the variables related to forest cover (tree and shrub height) shown as important effects on dung beetle variation. These variables are related to factors such as sunlight and humidity, which could affect dung beetle reproduction [72]. Environmental heterogeneity has greater importance at smaller scales [46] and the prevalence of environmental effects indicates species sorting [73]: a metacommunity model where there are strong environmental controls and efficient dispersal, which allows species to track environmental changes [74].

The maize management techniques associated with type of maize cultivated surrounding the forest fragments influences the dung beetles communities present in the fragments. The management effect, especially the variables ‘cattle presence’ and ‘insecticide use’, were important predictive variables for dung beetle community, and ‘insecticide’ was positively related. However, the study area is predominantly used for agriculture, and insecticide has been applied for many years on the crops, even though within study areas insecticide was not applied during the study’s duration, it was applied in previous years. The use of GM maize in these areas was an attempt to decrease application of insecticides (although in seven GM areas insecticide was applied); however the dung beetle community response to this disturbance was worst in terms of dung beetle richness and abundance than in fragments adjacent to conventional maize with insecticide. Thus, the remaining dung beetles species found in the forest fragments in this study are already possibly less affected by this disturbance.

Cattle presence and the indirect use of ivermectin negatively affect the composition and abundance of dung beetles in fragments surrounded by maize. The residuals of ivermectin are released in excrements, which contaminate the environment and can affect dung beetles [75–78]. Some species, unlike the majority, were benefited in fragments where cattle had open access (i.e., *U. aff. terminalis*), demonstrating which can be less affected.

Herbicide use was positively related with abundance and negatively with dung beetle biomass. There was an increase in smaller dung beetle species abundance with less biomass. Herbicides are applied in all GM maize crops, as well as most of the conventional maize crops, and herbicide application can cause a decline in the majority of dung beetles and impair reproductive function [79]. Forest-dependent dung beetle species depend in part on their ability to survive in human-modified landscapes [80].

Even in the absence of ecophysiological studies that may determine the effect of GM maize on dung beetle species and, consequently, the effects on dung beetle communities, in Southern Brazil’s scenario, where large fields of monocultures threaten biodiversity, the use of GM maize combined with associated agricultural management techniques may be accelerating the dung beetle loss in Atlantic Forest fragments adjacent to cornfields and, subsequently, the loss of ecosystem services provided by dung beetles.

## Supporting Information

**S1 Table. Scarabaeinae species collected in 40 fragments (February 2013 and 2014) of Atlantic Forest in the region of Campos Novos, Southern Brazil.** T: fragments adjacent to GM maize, C: fragments adjacent to conventional maize.

(DOC)

**S2 Table. Crop management near the 40 forest fragments in Campos Novos, Santa Catarina, Brazil.** C: fragments adjacent to conventional maize, T: fragments adjacent to transgenic maize.

(DOC)

**S3 Table. Mammal species records in 40 Atlantic Forest fragments surrounded by conventional maize (20) or transgenic maize (20) in Campos Novos, Southern Brazil.**

(DOC)

**S4 Table. Dung beetle community data, mammal richness, and measurements from 40 forest fragments in Campos Novos, Southern Brazil.** First principal component (PCA1), first principal coordinates analysis of management (PCoA1) and first principal coordinates of neighbor matrices (PCNM1). C: fragments adjacent to conventional maize. T: fragments adjacent to transgenic maize.

(DOC)

## Acknowledgments

We would like to thank Dr. Fernando Vaz-de-Mello from Universidade Federal do Mato Grosso/Brazil for confirmation of the dung beetle identification and Dr. Pedro Giovani da Silva and Dr. Eduardo Giehl from Universidade Federal de Santa Catarina/Brazil for helping in data analysis. We are grateful to the farmers for collection permission and Daniel Lira, Moacyr Bati-lani-Filho, Juliano Bogoni, Georgina Catacora, Leticia Filipini, Victor Michelin Alves and Marcelo Agudelo for helping during fieldwork. We also thank Dr. Rubens Nodari from Universidade Federal de Santa Catarina/Brazil who is the head of the project and GenØk (Centre for Biosafety/Norway) for project support. RCC thanks CAPES (Ministry of Education of Brazil) for a PhD Grant and MIMH thanks CNPQ (Science and Technology Ministry of Brazil, Proc. 309030/2013-7) for a Productivity Grant.

## Author Contributions

Conceived and designed the experiments: RCC MIMH. Performed the experiments: RCC. Analyzed the data: RCC MIMH. Contributed reagents/materials/analysis tools: RCC MIMH. Wrote the paper: RCC MIMH.

## References

1. International Service for the Acquisition of Agri-Biotech Applications (ISAAA). Global Status of Commercialized Biotech/GM Crops: 2013. Online. Available at: <http://www.isaaa.org/resources/publications/briefs/43/executivesummary/default.asp>. Accessed in: March 19, 2014.
2. Marvier M, McCreedy C, Regetz J, Kareiva P. A meta-analysis of effects of Bt cotton and maize on non-target invertebrates. *Science*. 2007; 316:1475–1477. PMID: [17556584](https://pubmed.ncbi.nlm.nih.gov/17556584/)
3. Wolfsbarger LL, Naranjo SE, Lundgren JG, Bitzer RJ, Wartrud LS. Bt crop effects on functional guilds of non-target arthropods, a meta-analysis. *PLoS ONE*. 2008; 3(5): e2118. doi: [10.1371/journal.pone.0002118](https://doi.org/10.1371/journal.pone.0002118) PMID: [18461164](https://pubmed.ncbi.nlm.nih.gov/18461164/)
4. Naranjo S. E. 2009. Impacts of Bt crops on non-target organisms and insecticide use patterns. *Perspect. Agric. Vet. Sci. Nutr. Nat. Resources* 4: 1–23.
5. Obyrcki JJ, Losey JE, Taylor OR, Jesse LCH. Transgenic insecticidal maize, beyond insecticidal toxicity to ecological complexity. *BioSci*. 2001; 51:353–361.
6. Harwood JD, Wallin WG, Obyrcki JJ. Uptake of Bt-endotoxins by non-target herbivores and higher order arthropod predators: molecular evidence from a transgenic corn agroecosystem. *Mol Ecol*. 2005; 14:2815–2823. PMID: [16029480](https://pubmed.ncbi.nlm.nih.gov/16029480/)
7. Zwahlen C, Andow DA. Field evidence for the exposure of ground beetles to Cry1Ab from transgenic corn. *Environ Biosaf Res*. 2005; 4:113–117.
8. Hilbeck A, Schmidt JEU. Another view on Bt proteins, how specific are they and what else might they do? *Biopest Int*. 2006; 2(1):1–50.
9. Obrist LB, Dutton A, Albajes R, Bigler F. Exposure of arthropod predators to Cry1Ab toxin in Bt maize fields. *Ecol Entomol*. 2006; 31:143–154.

10. Hilbeck A, Meier M, Benzler A. Identifying indicator species for post-release monitoring of genetically modified, herbicide resistant crops. *Euphytica*. 2008; 164:903–912.
11. Duan JJ, Lundgren JG, Naranjo S, Marvier M. Extrapolating non-target risks of Bt crops from laboratory to field. *Biol Lett*. 2010; 6:74–77. doi: [10.1098/rsbl.2009.0612](https://doi.org/10.1098/rsbl.2009.0612) PMID: [19740894](https://pubmed.ncbi.nlm.nih.gov/19740894/)
12. Then C. Risk assessment of toxins derived from *Bacillus thuringiensis* synergism, efficacy, and selectivity. *Environ Sci Pollut R*. 2010; 17:791–797.
13. Campos RC, Hernández MIM. Changes in the dynamics of functional groups in communities of dung beetles in Atlantic forest fragments adjacent to transgenic maize crops. *Ecol Indic*. 2015; 49:216–227.
14. Fuck MP, Bonacelli MBM. Sementes geneticamente modificadas: (in)segurança e racionalidade na adoção de transgênicos no Brasil e na Argentina. *Rev. Iberoam. Cienc. Tecnol. Soc*. 2009; 12: 9–30.
15. Empresa Brasileira de Pesquisa Agropecuária (EMBRAPA). Milho transgênico e o manejo de plantas daninhas no milho. Online. 2015. Available at: <http://ainfo.cnptia.embrapa.br/digital/bitstream/item/93697/1/Milho-transgenico.pdf>. Accessed in: September 30, 2015.
16. Karam D, Rizzardi AM, Cruz BM. Manejo de plantas daninhas na cultura do milho. In: Vargas L, Roman S E. Manual de manejo e controle de plantas daninhas. Passo Fundo: Embrapa Trigo, 2008; 659–680.
17. Catarino R, Ceddia G, Areal FJ, Park. The impact of secondary pests on *Bacillus thuringiensis* (Bt) crops. *Plant Biotechnol J*. 2015; 13, 601–612. doi: [10.1111/pbi.12363](https://doi.org/10.1111/pbi.12363) PMID: [25832330](https://pubmed.ncbi.nlm.nih.gov/25832330/)
18. Lovei GL, Andow DA, Arpaia S. Transgenic insecticidal crops and natural enemies, a detailed review of laboratory studies. *Environ Entomol*. 2009; 38:293–306. PMID: [19389277](https://pubmed.ncbi.nlm.nih.gov/19389277/)
19. Vachon V, Laprade R, Schwartz JL. Current models of the mode of action of *Bacillus thuringiensis* insecticidal crystal proteins: a critical review. *J Invertebr Pathol*. 2012; 111:1–12. doi: [10.1016/j.jip.2012.05.001](https://doi.org/10.1016/j.jip.2012.05.001) PMID: [22617276](https://pubmed.ncbi.nlm.nih.gov/22617276/)
20. Lutz B, Wiedemann S, Einspanier R, Mayer J, Albrecht C. Degradation of Cry1Ab protein from genetically modified maize in the bovine gastrointestinal tract. *J Agric Food Chem*. 2005; 53:1453–1456. PMID: [15740023](https://pubmed.ncbi.nlm.nih.gov/15740023/)
21. Guertler P, Paul V, Steinke K, Wiedemann S, Preißinger W, Albrecht C. Long-term feeding of genetically modified maize (MON810)—fate of cry1Ab DNA and novel protein during the metabolism of the dairy cow. *Livest Sci*. 2010; 131:250–259.
22. Paul V, Guertler P, Wiedemann S, Meyer HH. Degradation of Cry1Ab protein from genetically modified maize (MON810) in relation to total dietary feed proteins in dairy cow digestion. *Transgenic Res*. 2010; 19(4):683–689. doi: [10.1007/s11248-009-9339-z](https://doi.org/10.1007/s11248-009-9339-z) PMID: [19888668](https://pubmed.ncbi.nlm.nih.gov/19888668/)
23. Grønsberg IM, Nordgård L, Fenton K, Hegge B, Nielsen KM, Bardocz S et al. Uptake and organ distribution of feed introduced plasmid DNA in growing or pregnant rats. *Food Nutr Sci*. 2011; 2:377–386.
24. Ramírez-Romero R, Desneux N, Decourtye A, Chaffiol A, Pham-Delégue MH. Does Cry1Ab protein affect learning performances of the honey bee *Apis mellifera* L. (Hymenoptera, Apidae)? *Ecotoxicol Environ Safety*. 2008; 70:327–333. doi: [10.1016/j.ecoenv.2007.12.002](https://doi.org/10.1016/j.ecoenv.2007.12.002) PMID: [18206234](https://pubmed.ncbi.nlm.nih.gov/18206234/)
25. Nichols E, Spector S, Louzada J, Larsen T, Amezcua S, Favila ME. Ecological functions and ecosystem services provided by Scarabaeinae dung beetles. *Biol Conserv*. 2008; 141, 1461–1474.
26. Halffter G, Edmonds WD. The nesting behavior of dung beetles (Scarabaeinae): An ecological and evolutive approach. *Man and the Biosphere Program UNESCO, México D.F*. 1982; 177 p.
27. Slade EM, Mann DJ, Villanueva JF, Lewis OT. Experimental evidence for the effects of dung beetle functional group richness and composition on ecosystem function in a tropical forest. *J Anim Ecol*. 2007; 76:1094–1104. PMID: [17922706](https://pubmed.ncbi.nlm.nih.gov/17922706/)
28. Simmons LW, Ridsdill-Smith TJ. *Ecology and Evolution of Dung Beetles*. Oxford, Blackwell Publishing. 2011; 368 p.
29. Halffter G, Matthews EG. The natural history of dung beetles of the subfamily Scarabaeinae (Coleoptera, Scarabaeidae). *Folia Entomol Mex*. 1966; 12/14:1–312.
30. Klein BC. Effects of forest fragmentation on dung and carrion beetle communities in Central Amazonia. *Ecology*. 1989; 70(6):1715–1725.
31. Davis AJ, Holloway JD, Huijbregts H, Krikken J, Kirk-Spriggs AH, Sutton S.L. Dung beetles as indicators of change in the forests of northern Borneo. *J Appl Ecol*. 2001; 38:593–616.
32. Gardner TA, Hernández MIM, Barlow J, Peres CA. Understanding the biodiversity consequences of habitat change, the value of secondary and plantation forests for neotropical dung beetles. *J Appl Eco*. 2008b; 45:883–893.
33. Barlow J, Louzada J, Parry L, Hernández MIM, Hawes J, Peres CA et al. Improving the design and management of forest strips in human-dominated tropical landscapes: a field test on Amazonian dung beetles. *J. Appl. Ecol*. 2010; 47:779–788.

34. Hernández MIM, Barreto PSCS, Costa VH, Creão-Duarte AJ, Favila M.E. Response of a dung beetle assemblage along a reforestation gradient in Restinga Forest. *J Insect Conserv.* 2014; 18: 539–546.
35. Halffter G, Favila M. The Scarabaeinae (Insecta, Coleoptera) an animal group for analysing, inventorying and monitoring biodiversity in tropical rain forest and modified landscapes. *Biol Int.* 1993; 27:15–21.
36. Favila ME, Halffter G. The use of indicator groups for measuring biodiversity as related to community structure and function. *Acta Zool Mex.* 1997; 72:1–25.
37. McGeoch MA, van Rensburg BJ, Botes A. The verification and application of bioindicators: a case study of dung beetles in a savanna ecosystem. *J Appl Ecol.* 2002; 39:661–672.
38. Nichols E, Larsen T, Spector S, Davis AL, Escobar F, Favila ME et al. Global dung beetle response to tropical forest modification and fragmentation, a quantitative literature review and meta-analysis. *Biol Conserv.* 2007; 137:1–19.
39. Gardner TA, Barlow J, Araujo IS, Ávila-Pires TC, Bonaldo AB, Costa JE et al. The cost-effectiveness of biodiversity surveys in Tropical Forests. *Ecol Lett.* 2008a; 11:139–150.
40. Barlow J, Gardner TA, Araujo IS, Ávila-Pires TC, Bonaldo AB, Costa JE et al. Quantifying the biodiversity value of tropical primary, secondary, and plantation forests. *Proc Natl Acad Sci USA.* 2007; 104(47):18555–18560. PMID: [18003934](#)
41. Nichols E, Gardner TA, Peres CA, Spector S. Co-declining mammals and dung beetles: an impending ecological cascade. *Oikos.* 2009; 118:481–487.
42. Culot L, Bovy E, Vaz-de-Mello FZ, Guevara R, Galetti M. Selective defaunation affects dung beetle communities in continuous Atlantic rainforest. *Biol Conserv.* 2013; 163: 79–89.
43. Galindo-Leal C, Câmara IG. Atlantic forest hotspots status, an overview. In: Galindo-Leal C., Câmara I. G. (Eds.). *The Atlantic Forest of South America, biodiversity status, threats, and outlook.* Center for Applied Biodiversity Science Island Press. Washington, D.C. 2003; 3–11.
44. Tabarelli M, Aguiar AV, Ribeiro MC, Metzger JP, Peres CA. Prospects for biodiversity conservation in the Atlantic Forest: lessons from aging human-modified landscapes. *Biol Cons.* 2010; 143:2328–2340.
45. Ribeiro MC, Metzger JP, Martensen AC, Ponzoni F, Hirota MM. The Brazilian Atlantic forest: how much is left and how is the remaining forest distributed? Implications for conservation. *Biol Cons.* 2009; 142:1141–1153.
46. Silva PG, Hernández MIM. Local and regional effects on community structure of dung beetles in a mainland-island scenario. *PLoS ONE.* 2014; 9(10): e111883. doi: [10.1371/journal.pone.0111883](#) PMID: [25356729](#)
47. Arellano L, Leon-Cortés JL, Ovaskainen O. Patterns of abundance and movement in relation to landscape structure: a study of a common scarab (*Canthon cyanellus cyanellus*) in Southern Mexico. *Landsc Ecol.* 2008; 23: 69–78.
48. Roslin T, Viljanen H. Dung beetle populations: structure and consequences, p. 220–244. In: Simmons L.W.; Ridsdill-Smith T.J.(eds.). *Ecology and Evolution of Dung Beetles.* Oxford: Blackwell Publishing. 2011; 347 p.
49. Silva PG, Hernández MIM. Spatial patterns of movement of dung beetle species in a Tropical Forest suggest a new trap spacing for dung beetle biodiversity studies. *PLoS ONE* 2015; 10(5): e0126112. doi: [10.1371/journal.pone.0126112](#) PMID: [25938506](#)
50. Leite PF, Klein RM. *Geografia do Brasil.* Fundação Instituto Brasileiro de Geografia e Estatística, Diretoria de Geociência. Rio de Janeiro, IBGE. 1990; 420 p.
51. Pandolfo C, Braga HJ, Silva Júnior VP, Massignam AM, Pereira ES, Thomé, VM et al. *Atlas Climático Digital do Estado de Santa Catarina (CD-ROM) 2.* Florianópolis, Epagri.2002.
52. Vaz-de-Mello FZ, Edmonds WD, Ocampo F, Schoolmeesters P. A multilingual key to the genera and subgenera of the subfamily Scarabaeinae of the new world. *Zootaxa* 2012; 2854: 1–73.
53. Brower JE, Zar JH, Von Ende C. *Field and Laboratory Methods for General Ecology,* 4th ed. WCB. McGraw-Hill, Boston. 1998; 237 p.
54. Colwell RK. EstimateS, Statistical estimation of species richness and shared species from samples. Version 9 and earlier. User's Guide and application. University of Connecticut. 2013.
55. Clarke KR, Gorley RN. *Primer v5, User Manual/Tutorial.* Plymouth, UK. 2001; 91p.
56. R Core Team (2013) R: A language and environment for statistical computing, Vienna, Austria. Available: <http://www.R-project.org>. Accessed 2015 Jan 10.
57. Borcard D, Legendre P, Avois C, Tuomisto H. Dissecting the spatial structure of ecological data at multiple scales. *Ecology.* 2004; 85:1826–1832.
58. Borcard D, Gillet F, Legendre P. *Numerical Ecology with R.* New York: Springer.2011; 306 p.

59. Zuur AF, Ieno EN, Walker NJ, Saveliev AA, Smith GM. 2009. *Mixed Effects Models and Extensions in Ecology with R*. Berlin, Germany: Springer; 580 p.
60. Campos RC, Hernández MIM. Dung beetle assemblages (Coleoptera, Scarabaeinae) in Atlantic forest fragments in southern Brazil. *Rev. Bras. Entomol.* 2013; 57:47–54.
61. Estrada A, Anzures AD, Coates-Estrada R. Tropical rain forest fragmentation, howler monkeys (*Alouatta palliata*) and dung beetles at Los Tuxtlas, Mexico. *Am J Primatol.* 1999; 48:253–262. PMID: [10402034](#)
62. Davis ALV, Scholtz CH. Historical vs. ecological factors influencing global patterns of Scarabaeine dung beetle diversity. *Divers Distrib.* 2001; 7:161–174.
63. Andresen E, Laurance S. Possible indirect effects of mammal hunting on dung beetle assemblages in Panama. *Biotropica.* 2007; 39:141–146.
64. Bogoni JA, Hernández MIM. Attractiveness of native mammal's feces of different trophic guilds to dung beetles (Coleoptera: Scarabaeinae). *J Insect Sci.* 2014; 14: 299–299. doi: [10.1093/jisesa/ieu161](#) PMID: [25528749](#)
65. Hanski I, Cambefort Y. *Dung Beetle Ecology*. Princeton University Press. Princeton. 1991; 481 p.
66. Davis ALV, Philips TK. Effect of deforestation on a southwest Ghana dung beetle assemblage (Coleoptera, Scarabaeidae) at the periphery of Ankasa Conservation Area. *Environ Entomol.* 2005; 34:1081–1088.
67. Filgueiras BKC, Ianuzzi L, Leal IR. Habitat fragmentation alters the structure of dung beetle communities in the Atlantic Forest. *Biol Conserv.* 2011; 144:362–369.
68. Peck SB, Forsyth A. Composition, structure, and competitive behaviour in a guild of Ecuadorian rain forest dung beetles (Coleoptera, Scarabaeidae). *Can J Zool.* 1982; 60:1624–1634.
69. Noriega JA, Acosta A. Population size and dispersal of *Sulcophanaeus leander* (Coleoptera: Scarabaeidae) on riverine beaches in the Amazonian region. *J Trop Ecol.* 2011; 27:111–114.
70. Halffter G, Arellano L. Response of dung beetle diversity to human-induced changes in a tropical landscape. *Biotropica.* 2002; 34(1):144–154.
71. Hernández MIM, Vaz-de-Mello FZ. Seasonal and spatial species richness variation of dung beetles (Coleoptera, Scarabaeidae s. str.) in the Atlantic forest of southeastern Brazil. *Rev Bras Entomol.* 2009; 53:607–613.
72. Martínez IM, Vasquez AA. Influencia de algunos factores ambientales sobre la reproducción em *Canthon cyanellus cyanellus* Le Conte (Coleoptera: Scarabaeidae: Scarabaeinae). *Elytron* 1995; 9:5–13.
73. Cottenie K. Integrating environmental and spatial processes in ecological community dynamics. *Ecol Lett.* 2005; 8:1175–1182. doi: [10.1111/j.1461-0248.2005.00820.x](#) PMID: [21352441](#)
74. Leibold MA, Holyoak M, Mouquet N, Amarasekare P, Chase JM, Hoopes MF et al. The metacommunity concept: a framework for multi-scale community ecology. *Ecol Lett.* 2004; 7: 601–613
75. Lumaret JP, Errouissi F. Use of anthelmintics in herbivores and evaluation of risks for the non target fauna of pastures. *Vet Res.* 2002; 33:547–562. PMID: [12387489](#)
76. Lumaret JP, Martínez IM. El impacto de productos veterinarios sobre insectos coprófagos: consecuencias sobre la degradación del estiércol en pastizales. *Acta Zool Mex.* 2005; 21(3):137–148.
77. Martínez MI, Cruz MR. El uso de químicos veterinarios y agrícolas en la zona ganadera de Xico, Centro de Veracruz, Mexico y el posible impacto ambiental. *Acta Zool Mex.* 2009; 25(3): 673–681.
78. Verdú JR, Cortez V, Ortiz AJ, González-Rodríguez E, Pinna JM, Lumaret JP et al. Low doses of ivermectin cause sensory and locomotor disorders in dung beetles. *Sci. Rep* 2015; 5, 13912. doi: [10.1038/srep13912](#) PMID: [26350768](#)
79. Martínez MI, Lumaret JP, Cruz MR. Suspected side effects of a herbicide on dung beetle populations (Coleoptera: Scarabaeidae). *Comptes Rendus Academic Scientific Paris, Sciences de la Vie.* 2001; 324:989–994.
80. Gardner TA, Barlow J, Chazdon R, Ewer RM, Harvey CA, Peres CA et al. Prospects for tropical forest biodiversity in a human-modified world. *Ecol Lett.* 2009; 12:561–582. PMID: [19504750](#)