


 Cite this: *RSC Adv.*, 2022, 12, 4234

***N*-Phenyl-substituted poly(benzimidazole imide)s with high glass transition temperature and low coefficient of thermal expansion**

 Dandan Li,^a Chengyang Wang,^a Xiaoying Yan,^b Shengqi Ma,^a Ran Lu,^a Chunhai Chen,^a Guangtao Qian^{*b} and Hongwei Zhou^{*,a}

To obtain high thermostable materials for flexible display substrates, a series of copoly(benzimidazole imide)s was prepared using 5-amine-2-(4-aminobenzene)-1-phenyl-benzimidazole (*N*-PhPABZ) and 6(5-amino-2-(4-aminobenzene)-benzimidazole (PABZ). Incorporating *N*-phenyl groups effectively healed the brittleness of the poly(benzimidazole imide)s (PBIs) derived from pyromellitic dianhydride (PMDA), and the resultant homo- and copoly(benzimidazole imide)s displayed an outstandingly high glass transition temperature ($T_g > 450$ °C) and a low coefficient of thermal expansion (CTE < 10 ppm K^{-1}). Furthermore, the influence of removing intermolecular hydrogen bonds on the properties of these poly(benzimidazole imide)s was systematically analyzed. These data provide a feasible method to prepare superheat-resistant poly(benzimidazole imide)s without H-bonding.

Received 2nd December 2021

Accepted 18th January 2022

DOI: 10.1039/d1ra08779g

rsc.li/rsc-advances

1. Introduction

Thermostable polymers, with their marked light weight and flexibility, and as potential alternatives to fragile inorganic glass, are the most popular candidates for reliable substrates in flexible image displays.^{1,2} The required substrate materials must possess both superheat resistance and outstanding dimensional stability to meet the harsh manufacturing requirements.^{3,4} For example, in the primary fabrication of next-generation displays, *i.e.*, flexible active-matrix organic light-emitting-diode (AMOLED) devices, the processing temperature of low-temperature polysilicon thin-film transistors (LTPS TFTs) exceeds 450 °C and TFT fabrication is sensitive to dimensional changes caused by thermal or mechanical stress.^{5,6} Hence, alternative polymers are supposed to have superb thermal properties, including a high thermal decomposition temperature ($T_d > 500$ °C), a high glass transition temperature ($T_g > 450$ °C) and a low coefficient of thermal expansion (CTE < 10 ppm K^{-1}), and it is crucial to achieve higher heat resistance for plastic substrates.

Poly(benzimidazole imide)s, as a class of polyimides containing heterocyclic rings, are some of the most reliable heat resistant materials used currently.^{7,8} They are characterized by incorporating imidazole rings. The electron-withdrawing

imidazole moieties increase the nucleophilicity of the terminal amino groups in the diamine monomers, which improves the electron donation–acceptance interaction between chain segments in the related polymers.^{9,10} Besides, the unique NH protons in the imidazole units provide favorable conditions to form hydrogen bonds (C=N \cdots N–H and C=O \cdots N–H).^{11,12} Because of the high-strength physical interaction and conjugated rigid backbones, poly(benzimidazole imide)s usually exhibit excellent thermal stability, *e.g.*, $T_g > 400$ °C, $T_d > 500$ °C and CTE < 10 ppm K^{-1} . Unfortunately, the benzimidazole-containing polyimides generally display a high water absorption (W_A) because of the hydrogen-bonded water molecule formation, which may cause a series of application issues, such as package cracking, metal corrosion and degradation of dielectric properties.^{13,14} Additionally, their intermolecular H-bonding and rigid backbone reduce the flexibility of PBI films, resulting in the high brittleness of the series derived from fully rigid pyromellitic dianhydride (PMDA),^{7,15} whereas aromatic PMDA-based polyimides are usually superheat-resistant.^{16,17}

In our previous discussion, it was pointed out that modified poly(benzimidazole imide)s without intermolecular H-bonding can achieve good comprehensive performance, *e.g.*, lighter color and lower H₂O-absorption.^{9,10,14,18} Incorporating a bulky *N*-phenyl unit can hinder hydrogen bond formation and loose chain packing; the method provides an effective way to reduce the segment packing density of poly(benzimidazole imide)s without compromising their high thermal property.¹⁸ Nevertheless, their T_g of less than 450 °C is the main hindrance facing their application as candidates in the flexible substrates of next-generation displays. Herein, homo- and copoly(benzimidazole

^aCollege of Chemistry, Jilin University, Changchun, 130012, P. R. China. E-mail: zhw@jlu.edu.cn

^bCenter for Advanced Low-Dimension Materials, State Key Laboratory for Modification of Chemical Fibers and Polymer Materials, College of Material Science and Engineering, Donghua University, Shanghai 201620, P. R. China. E-mail: ggt@dhu.edu.cn


imide)s were prepared by *N*-PhPABZ, PABZ and PMDA, as shown in Scheme 1, to investigate their properties with a reduction in H-bonding content. These data provide a feasible framework to prepare polymers with superb thermal stability.

2. Experimental

2.1 Materials

5-Amine-2-(4-aminobenzene)-1-phenyl-benzimidazole and 6(5)-amino-2-(4-aminobenzene)-benzimidazole were synthesized by our research team.¹⁸ Pyromellitic dianhydride was supplied by Sinopharm Chemical Reagent Shanghai Co., Ltd. *N*-Methyl-2-pyrrolidinone (NMP) was obtained from Shanghai Aladdin Biochemical Technology Co., Ltd, and was purified by vacuum distillation before use. All monomers were dried at 80 °C in a vacuum oven for 24 h to eliminate the effect of water before use.

2.2 Characterization

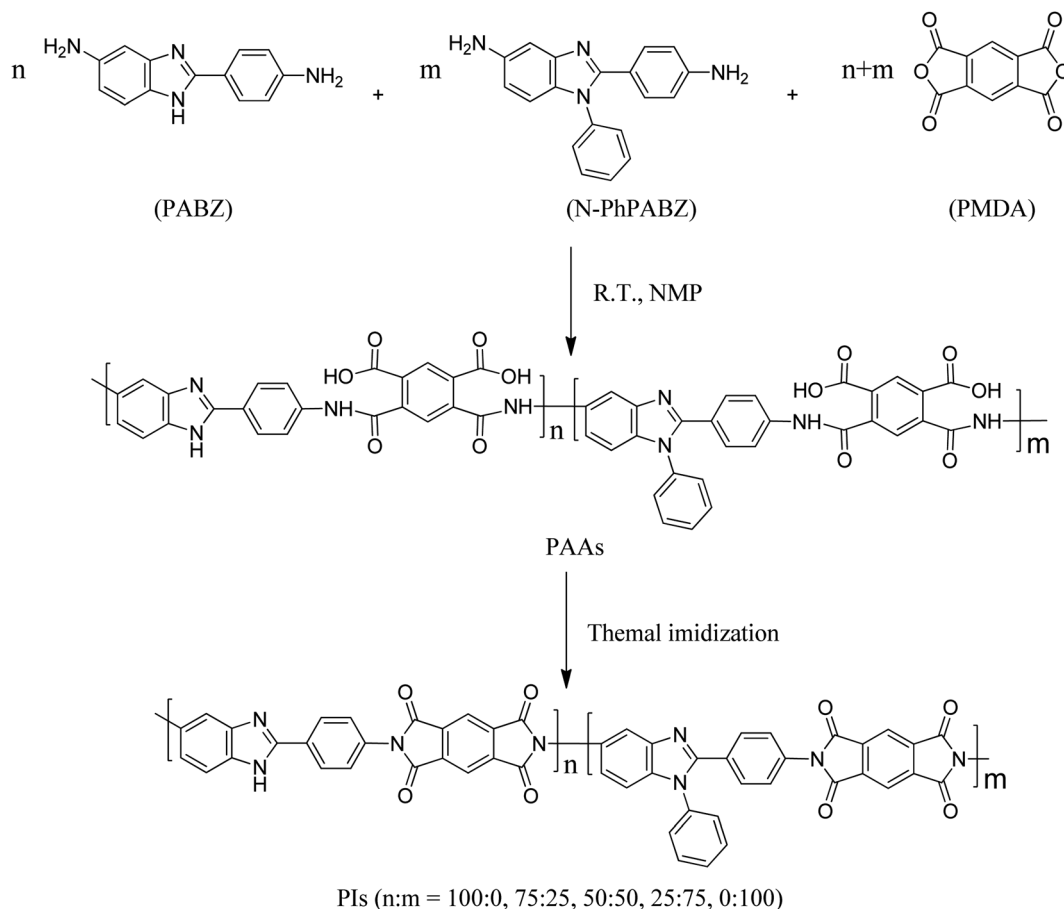
Inherent viscosity (η_{inh}) was measured with an Ubbelohde viscometer at 25 ± 0.1 °C at a concentration of 0.5 g dL⁻¹ in NMP. Attenuated total reflectance Fourier transform infrared (ATR-FTIR) spectra were conducted on a Nicolet 6700 infrared spectrometer (ThermoFisher, Waltham, MA) by averaging 32

scans within the range of 4000–400 cm⁻¹. Wide-angle X-ray diffraction (WAXD) spectra were collected on a Rigaku Denki D/MAX-2500 diffractometer (Rigaku, Tokyo, Japan) with Cu K α radiation ($\lambda = 1.54$ Å) at room temperature. Thermogravimetric analysis (TGA), dynamic mechanical analysis (DMA) and the coefficient of thermal expansion (CTE) were assessed using a Discovery TGA 550, DMA Q800 and TMA Q400 (TA Instrument, New Castle, DE), with a constant heating rate of 5 °C min⁻¹, respectively. Mechanical properties of the polymer films were evaluated on an Instron 5966 universal testing machine (Instron, Boston, MA) at speed of 5 mm min⁻¹, and the tensile modulus (E), tensile strength (σ), and elongation at break (ϵ) were demonstrated as the average of five strips.

Water absorption (W_A) of the films was confirmed by the weight differences before and after placing in distilled water. Typically, the film samples with dimensions of 50 × 50 mm were dried in a vacuum oven and weighed. After being placed in a water bath at 25 °C for 24 h, the specimens were wiped clean and weighed. The water absorption was determined by eqn (1):

$$W_A = \frac{m_2 - m_1}{m_1} \times 100\% \quad (1)$$

where m_1 and m_2 are the sample's dry mass and its wet mass after being soaked, respectively. W_A is the mean value of three parallel samples.



Scheme 1 Synthetic routes for the polyimides containing benzimidazole.

Table 1 Inherent viscosity of polyamic acids and the film-forming capability of poly(benzimidazole imide)s

PIs	Mole ratio (PABZ/ <i>N</i> -PhPABZ)	η_{inh} (PAA) (dL g ⁻¹)	Film-forming (PBII)
PABZ-PMDA	100 : 0	1.35	Incapable
CPIa	75 : 25	1.31	Good
CPIb	50 : 50	1.24	Good
CPIc	25 : 75	1.19	Good
<i>N</i> -PhPABZ-PMDA	0 : 100	0.92	Good

2.3 Synthesis of polymers

The poly(benzimidazole imide)s were prepared using a conventional two-stage procedure including polycondensation and thermal imidization (Scheme 1). Using the process of *N*-PhPABZ-PMDA as a representative example, PMDA (0.4362 g, 2.0 mmol) was added in a solution of *N*-PhPABZ (0.6007 g, 2.0 mmol) in NMP (5.9 g) at room temperature under a nitrogen atmosphere. After stirring at room temperature for 12 h, the viscous polyamic acid (PAA) solution was cast on a flat glass plate with a 300 μ m deep blade, and dried at 80 °C for 4 h, 200 °C for 2 h, 300 °C for 2 h and 400 °C for 2 h. Finally, the PBII films were stripped off after immersion in deionized water after cooling. In general, the thickness of the obtained films was about 20 μ m.

3. Results and discussion

3.1 Polymer characteristics and intermolecular H-bonding

The inherent viscosity of the PAA precursors was in the range of 0.92–1.35 dL g⁻¹ (Table 1), and the values showed an upward

trend with increasing content of PABZ. The phenomenon could be explained as follows: the imidazole ring in PABZ increased the chances for H-bond formation, resulting in the enhanced physical interaction between the polymer chain segments. Following the trend, the PAA derived from PABZ and PMDA displayed the highest η_{inh} ; however, the PI film was too brittle to form during the thermal imidization. This was in accordance with previous findings, which was attributed to its intermolecular hydrogen bonds and rigid backbones.^{7,15} Obviously, the brittleness of this series was healed by incorporating *N*-PhPABZ. The *N*-Ph group increased the steric hindrance between polymer chains and hindered the formation of H-bonds, which provided poly(benzimidazole imide)s with reduced chain orientation and sufficient chain entanglement, and so the PMDA-PBIIs containing *N*-PhPABZ with the necessary degree of flexibility possessed good film-forming capability.

The anticipated chemical structures of the poly(benzimidazole imide)s were studied by ATR-FTIR (Fig. 1a). The characteristic bands at around 1776 cm⁻¹ for imide C=O asymmetric stretching, 1710 cm⁻¹ for imide C=O symmetric stretching and 1367 cm⁻¹ for imide C–N stretching confirmed the formation of the imide ring. The presence of peaks at 1306 cm⁻¹ (imidazole breathing) was indicative of the successful incorporation of the imidazole ring.^{19,20} Additionally, the peak corresponding to C=O in the intermediate amic acid (1660 cm⁻¹, gray band domain) was hardly observed, which explained the high imidization degree of all the PBII films.^{21,22}

On the other hand, the FTIR spectra could be used to confirm the intermolecular hydrogen bonds between proton acceptors (C=O) and proton donors (N–H) in the poly(benzimidazole imide)s.^{12,13,23} Generally, the locations of the N–H and imide C=O stretching bands displayed a displacement to higher frequencies with reducing H-bond content in

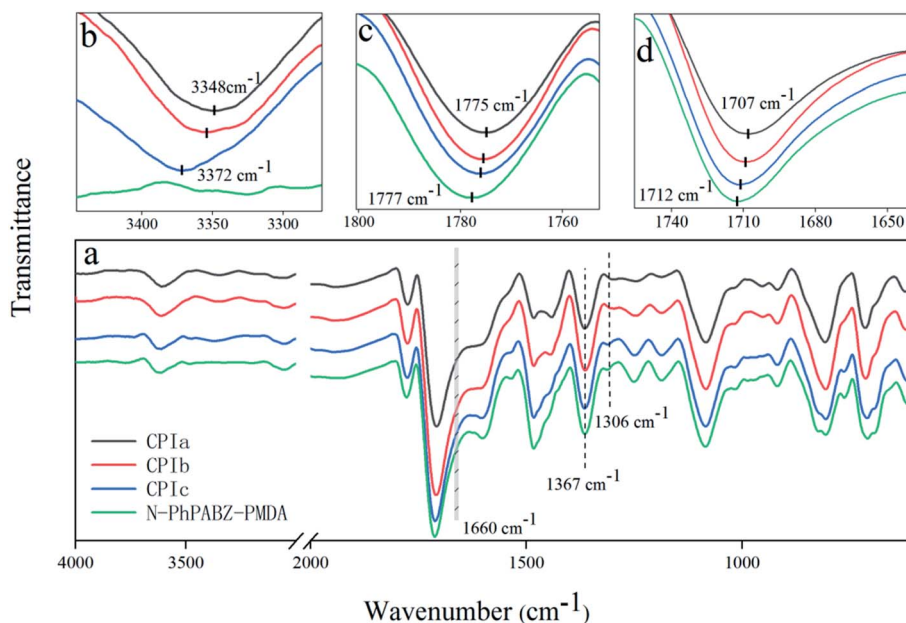


Fig. 1 ATR-FTIR spectra of (a) (4000–600 nm); (b) (4000–3275 nm); (c) (1800–1750 nm); (d) (1750–1640 nm) the poly(benzimidazole imide) films.

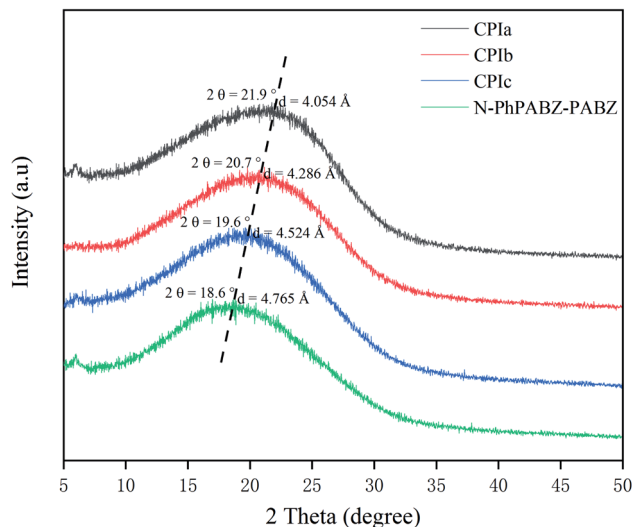


Fig. 2 WAXD curves of the poly(benzimidazole imide) films.

the co-PBIIs.^{12,13,24} As the results depict in Fig. 1b, the peak of N–H stretching ($\sim 3340\text{ cm}^{-1}$) was hardly observed in *N*-PhPABZ-PMDA and an up frequency shift occurred for the regions after the introduction of *N*-Ph-benzimidazole units. This is explained by the fact that the *N*-Ph substituent effectively declined the chance of H-bond formation through the placement on the imidazole nitrogen atoms. Further evidence could be found in the bonds of the asymmetric and symmetric stretching of imide carbonyl groups, which occurred in the vicinity of 1770 and 1710 cm^{-1} (Fig. 1c and d).

The polymer chain packing was estimated by wide-angle X-ray diffraction (WAXD, Fig. 2). All PBIi films exhibited a broad diffraction halo at 2θ near 20° , suggesting their amorphous character. The phenomena were not in accordance with those of traditional PBIIs, which possess dense chain packing and highly ordered molecular arrangements with their unique H-bonding.^{9,25} Herein, the formation of such hydrogen bonds was completely forbidden by the *N*-substituents, and the bulky rigid side groups enhanced the difficulty of the tight molecular aggregation formation. As a result, the peaks at $2\theta = \sim 20^\circ$ could be assigned to the intermolecular packing order of aromatic heterocyclic polymers and the calculated *d*-spacing values (4.054 – 4.765 \AA) were close to the mean intermolecular distance.¹⁶ Obviously, the values increased as the content of *N*-PhPABZ increased, which confirmed the fact that the bulkiness

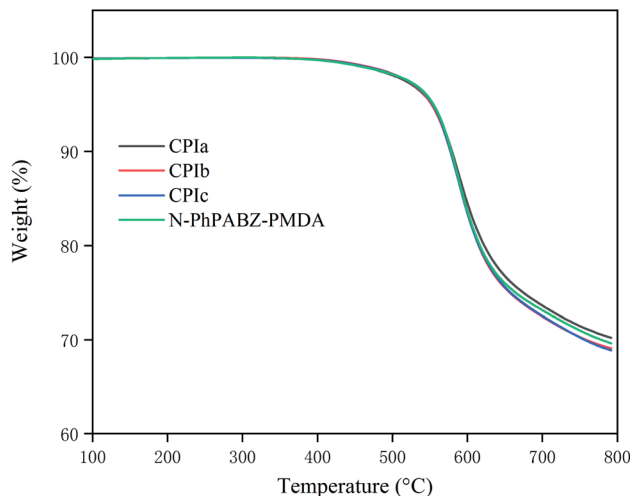


Fig. 3 TGA curves of the poly(benzimidazole imide) films under a nitrogen atmosphere.

of the *N*-Ph moieties reduced the chain packing density effectively.

3.2 Properties of polyimides

The H_2O -absorption character was susceptible to the chain packing as well as the content of polar units and hydrophilic groups for the polymers. Benzimidazole moieties, as water-affinity-promoting structures, tended to form H-bonds with water molecules, and the benzimidazole-containing polymers generally displayed high water absorption values, *i.e.*, the W_A was up to 6% for the PBIIs derived from PABZ and 3,3',4,4'-biphenyl tetracarboxylic dianhydride (BPDA).^{3,9} In the series shown, the result indicated that the *N*-Ph group effectively decreased the W_A values of these poly(benzimidazole imide)s, which was evidenced by the reducing water absorption with increasing *N*-PhPABZ content (Table 2). The cause for the improved W_A was that the *N*-substituent effectively blocked the formation of hydrogen-bonded water molecules, as described in our previous research.¹⁸

As known, when polyimides experience high temperature, the rigid conjugated backbones facilitate heat conduction along the chains; therefore, polyimides with rigid chains usually possess higher thermal decomposition temperatures compared to those containing flexible bonds.^{26,27} According to the theory, the unaltered rigidity of these poly(benzimidazole imide)s with

Table 2 Basic properties of the poly(benzimidazole imide) films

Pis	T_g^a ($^\circ\text{C}$)	$T_{d5\%}^b$ ($^\circ\text{C}$)	CTE ^c (ppm K^{-1})	E (GPa)	σ (MPa)	ϵ (%)	W_A (%)
CPIa	465	552	−0.6	8.1	197	5.0	4.8
CPIb	471	551	1.9	6.1	192	7.1	3.4
CPIc	478	553	4.9	5.6	173	7.9	1.9
<i>N</i> -PhPABZ-PMDA	486	554	9.7	4.7	158	8.9	1.2

^a Glass transition temperature was measured by DMA at a heating rate of $5\text{ }^\circ\text{C min}^{-1}$ at 1 Hz. ^b 5% weight loss temperature measured by TGA in nitrogen at a heating rate of $5\text{ }^\circ\text{C min}^{-1}$. ^c Coefficient of thermal expansion along the *X*-*Y* direction, measured in the range of 150 – $250\text{ }^\circ\text{C}$ at a heating rate of $5\text{ }^\circ\text{C min}^{-1}$.

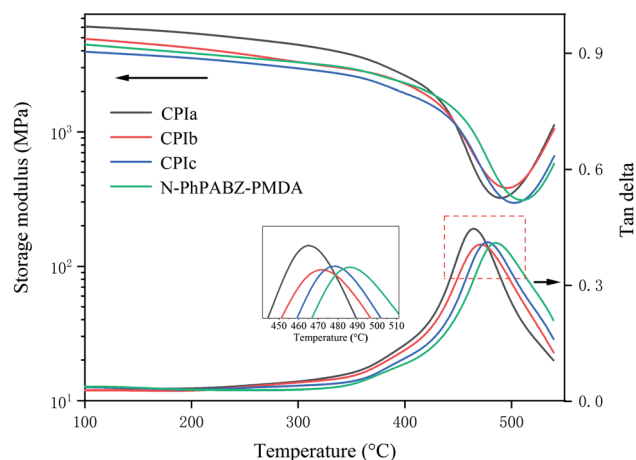


Fig. 4 DMA traces of the poly(benzimidazole imide) films.

N-Ph groups led to the retention of the superheat-resistance of the polyimides containing benzimidazoles. Thus, these films had relatively good thermal stability, as suggested from the 5% weight loss values ($T_{d5\%} = 551\text{--}554\text{ }^{\circ}\text{C}$), and the values did not change much with increasing *N*-PhPABZ content, which is summarized in Fig. 3 and Table 2.

As expected, these PBII films displayed a high T_g over $450\text{ }^{\circ}\text{C}$ (Table 1), which was determined by the peak temperature of the tan delta curve (Fig. 4). Generally, the hydrogen bonds, due to strong intermolecular interaction, induced the occurrence of chain orientation by which the chain spacing decreased and the intermolecular interaction increased. In this case, the introduction of H-bonding in the polyimide backbones would result in an increase in their thermal properties; otherwise, the trend was contrary. Interestingly, when the H-bond content declined, the T_g of the resultant copoly(benzimidazole imide)s did not show a downward trend but rose instead. It could be explained by the fact that a large number of *N*-Ph units with obvious steric hindrance were able to limit the rotational freedom around the

polymer backbone when polyimides experienced high temperature. The result exhibited that the poly(benzimidazole imide)s derived from *N*-PhPABZ achieved high T_g without the intermolecular hydrogen bonds and the value for *N*-PhPABZ-PMDA was as high as $486\text{ }^{\circ}\text{C}$.

The dimensional stability of these PBII films was estimated by their CTE values. As depicted in Table 2 and Fig. 5, the results showed a low level ranging $-0.6\text{--}9.7\text{ ppm K}^{-1}$, which was superior to most reported polyimide films.^{28,29} The CTE was believed to be susceptible to the degree of in-plane orientation governed by interchain interactions and chain stiffness/linearity for polyimides.^{30,31} The *N*-Ph groups could undermine the regular arrangement, and the intermolecular spacing was enlarged with increasing content of *N*-Ph, which was confirmed by WAXD. Thus, increasing the content of *N*-Ph would reduce the intermolecular interactions and degree of chain orientation, resulting in a drop in the dimensional stability of these copoly(benzimidazole imide)s. As a consequence, the CTE values increased to some degree after the introduction of *N*-PhPABZ. However, CTEs below 10 ppm K^{-1} were sufficient for AMOLED application. Additionally, the copolymer containing 75 mol% PABZ displayed a slightly negative CTE, which was related to the high chain rigidity that came from the fully rod-like PMDA and PABZ.^{16,32}

Mechanical analysis data of the PBII films are summarized in Fig. 6 and Table 2. It provided tensile moduli from 4.7 to 8.1 GPa depending on the content of *N*-PhPABZ. Young's modulus is the parameter for mechanical hardness, which is usually subject to molecular packing coefficients. Herein, it implied that the highly well-packed PABZ-PMDA would possess the highest modulus among these polyimides; however, the high brittleness resulting from the excessive rigidity reduced its film-forming ability. The incorporated *N*-Ph moieties caused the reduction of the modulus and enhanced the flexibility, as suggested from the elongation at break. The result indicated that the brittleness of PABZ-PMDA was healed by copolymerization with *N*-PhPABZ. This meant that the loose molecular packing

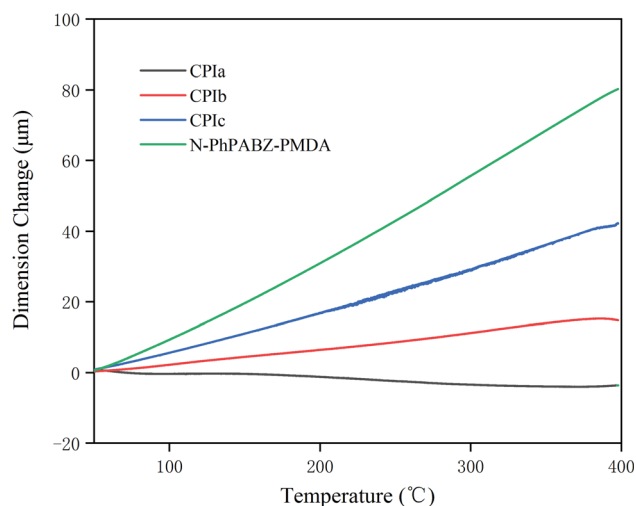


Fig. 5 TMA curves of the poly(benzimidazole imide) films.

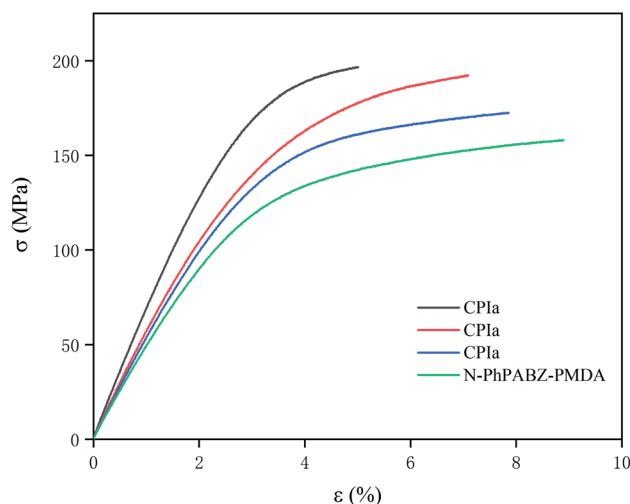


Fig. 6 Stress-strain curves of the poly(benzimidazole imide) films.

caused by the bulky *N*-substituent enhanced the possibility of sufficient chain entanglement, which improved the flexibility and toughness of this series of films, for example, $\epsilon = 8.9\%$ for *N*-PhPABZ-PMDA. On the other hand, the stresses of these polyimides were in the range of 158–197 MPa. When the *N*-PhPABZ content increased, the continuously expanding intermolecular distance would weaken the physical interaction between chain segments, and the stresses at break decreased as a result. However, the tensile strength (>150 MPa) was sufficient for further use.

4. Conclusions

A series of PMDA-based poly(benzimidazole imide)s were prepared by *N*-PhPABZ and PABZ. The introduction of the *N*-Ph group, leading to loose chain segment packing and hindered H-bonding, improved the flexibility and film-forming ability of the poly(benzimidazole imide)s derived from highly rigid PMDA. The chemical modification with significant steric hindrance avoided the degradation of thermostability coming from the H-bonding loss. Thus, the presented series showed an unconventional trend where the T_g values of these poly(benzimidazole imide)s continued to increase when the H-bond content decreased. Among them, *N*-PhPABZ-PMDA displayed an outstandingly high T_g of up to 486 °C. Although copolymerization with increasing *N*-PhPABZ content inevitably led to some degree of undermining of the dimensional stability and tensile strength, *N*-PhPABZ-PMDA still retained sufficient properties for use as a flexible substrate including CTE = 9.7 ppm K⁻¹ and $\sigma = 158$ MPa. This study provides new poly(benzimidazole imide)s without hydrogen bonds to develop AMOLED flexible substrates.

Conflicts of interest

There are no conflicts to declare.

References

- 1 M. C. Choi, Y. Kim and C. S. Ha, *Prog. Polym. Sci.*, 2008, **33**, 581–630.
- 2 P. Heremans, A. K. Tripathi, A. de Jamblinne de Meux, E. C. P. Smits, B. Hou, G. Pourtois and G. H. Gelinck, *Adv. Mater.*, 2016, **28**, 4266–4282.
- 3 M. Hasegawa, Y. Hoshino, N. Katsura and J. Ishii, *Polymer*, 2017, **111**, 91–102.
- 4 G. Qian, F. Dai, H. Chen, M. Wang, M. Hu, C. Chen and Y. Yu, *J. Polym. Sci.*, 2021, **59**, 510–518.
- 5 X. Gao, L. Lin, Y. Liu and X. Huang, *J. Disp. Technol.*, 2015, **11**, 666–669.
- 6 M. Lian, X. Lu and Q. Lu, *Macromolecules*, 2018, **51**, 10127–10135.
- 7 S. Wang, H. Zhou, G. Dang and C. Chen, *J. Polym. Sci., Part A: Polym. Chem.*, 2009, **47**, 2024–2031.
- 8 J. Liu, Q. Zhang, Q. Xia, J. Dong and Q. Xu, *Polym. Degrad. Stab.*, 2012, **97**, 1979–1987.
- 9 G. Qian, H. Chen, G. Song, F. Dai, C. Chen and J. Yao, *Polymer*, 2020, **196**, 122482.
- 10 H. Chen, F. Dai, M. Hu, C. Chen, G. Qian and Y. Yu, *J. Polym. Sci.*, 2021, **59**, 1942–1951.
- 11 L. Luo, J. Yao, X. Wang, K. Li, J. Huang, B. Li and X. Liu, *Polymer*, 2014, **55**, 4258–4269.
- 12 G. Song, Y. Zhang, D. Wang, C. Chen, H. Zhou, X. Zhao and G. Dang, *Polymer*, 2013, **54**, 2335–2340.
- 13 Y. Zhuang, X. Liu and Y. Gu, *Polym. Chem.*, 2012, **3**, 1517–1525.
- 14 G. Qian, H. Chen, G. Song, J. Yao, M. Hu and C. Chen, *J. Polym. Sci.*, 2020, **58**, 969–976.
- 15 Q. Xia, J. Liu, J. Dong, C. Yin, Y. Du, Q. Xu and Q. Zhang, *J. Appl. Polym. Sci.*, 2013, **129**, 145–151.
- 16 S. I. Kim, T. J. Shin, S. M. Pyo, J. M. Moon and M. Ree, *Polymer*, 1999, **40**, 1603–1610.
- 17 R. Moonhor, T. J. Shin and S. W. Lee, *Macromol. Res.*, 2001, **9**, 1–19.
- 18 G. Qian, F. Dai, H. Chen, M. Wang, M. Hu, C. Chen and Y. Yu, *RSC Adv.*, 2021, **11**, 3770–3776.
- 19 P. Musto, F. E. Karasz and W. J. MacKnight, *Polymer*, 1993, **34**, 2934–2945.
- 20 S. Qing, W. Huang and D. Yan, *J. Polym. Sci., Part A: Polym. Chem.*, 2005, **43**, 4363–4372.
- 21 Y. K. Xu, M. S. Zhan and K. Wang, *J. Polym. Sci., Part B: Polym. Phys.*, 2004, **42**, 2490–2501.
- 22 S. Diahm, M. L. Locatelli, T. Lebey and D. Malec, *Thin Solid Films*, 2011, **519**, 1851–1856.
- 23 X. Liu, G. Gao, L. Dong, G. Ye and Y. Gu, *Polym. Adv. Technol.*, 2009, **20**, 362–366.
- 24 T. K. Ahn, M. Kim and S. Choe, *Macromolecules*, 1997, **30**, 3369–3374.
- 25 L. Luo, Y. Dai, Y. Yuan, X. Wang and X. Liu, *Macromol. Rapid Commun.*, 2017, **38**, 1700404.
- 26 Y. N. Sazanov, F. S. Florinsky and M. M. Koton, *Eur. Polym. J.*, 1979, **15**, 781–786.
- 27 J. Lin and D. C. Sherrington, *Adv. Polym. Sci.*, 1994, **111**, 177–219.
- 28 C. E. Sroog, *Prog. Polym. Sci.*, 1991, **16**, 561–694.
- 29 S. Numata, N. Kinjo and D. Makino, *Polym. Eng. Sci.*, 1988, **28**, 906–911.
- 30 J. H. Jou, P. T. Huang, H. C. Chen and C. N. Liao, *Polymer*, 1992, **33**, 967–974.
- 31 M. Hasegawa, T. Matano, Y. Shindo and T. Sugimura, *Macromolecules*, 1996, **29**, 7897–7909.
- 32 Y. Takeuchi, F. Yamamoto and Y. Shuto, *Macromolecules*, 1986, **19**, 2059–2061.