



 Cite this: *RSC Adv.*, 2022, 12, 20747

Potential application of carbohydrate biomass in hydrometallurgy: one-pot reduction of metal oxides/salts under mild hydrothermal conditions†

 Yangyuan Zhou,^a Guodong Yin,^b Xu Zeng,^a Jianfu Zhao^{*a} and Guodong Yao ^{*a}

Carbohydrate biomass can be employed as a reductant for metallic material preparation due to it possessing diverse reducing functional groups. The reported studies focused on reduction of metal ions in acidic solution with the aid of biomass. However, we found alkali hydrothermal conditions are favorable to metal compound reduction, even direct conversion of metal oxides to metals. Based on our previous research on direct reduction of CuO and NiO into the corresponding metals, herein, conversion of other metal oxides (Fe₂O₃, MnO₂, Co₃O₄, PbO₂) with glucose was investigated to illustrate the universal applicability of direct reduction of metal oxides with carbohydrates under alkali hydrothermal conditions. Furthermore, metal salt reduction by carbohydrates was studied and the reduction performance of glucose and cellulose with and without alkali was compared. The results showed an alkaline hydrothermal environment is more conducive to metal reduction. Unlike the complete reduction of CuO and NiO, oxides of Fe(III), Mn(IV), Co(III) and Pb(IV) can only be partially reduced under the experimental conditions. Not only carbohydrates but also decomposed intermediates can reduce metal oxides or salts. In addition, due to the formation of stable complexes between the anions of salts and the decomposition products of carbohydrates, the reduction effects of various copper salts are significantly different. This study may provide an alternative approach to metal preparation in hydrometallurgy.

Received 7th March 2022

Accepted 13th July 2022

DOI: 10.1039/d2ra01493a

rsc.li/rsc-advances

1. Introduction

Biomass utilization has attracted considerable attention as a vital strategy to alleviate the excessive dependence on fossil fuels and to reduce carbon emissions.^{1–3} An expected approach to biomass utilization should adapt to the molecular properties of functionalized biomass molecules to improve the efficiency and reduce the cost of application.^{4,5} Leaching of metal ions from ores and reduction to elementary substances is a well-known hydrometallurgical process. The target metal can be extracted from ores either by reduction roasting followed by acid leaching or directly by reductive acid leaching using various reducing agents, which generally involves methanol, dimethyl sulfoxide, oxalic acid and aqueous sulfur dioxide.⁶ These reductants are mainly from fossil energy and easily cause

secondary pollution during operation. Many efforts have been devoted to developing green and cost-effective reducing agents.⁷

Glucose and cellulose which represent the basic compositions of carbohydrate biomass are the most abundant monosaccharide and polysaccharide on Earth. In fact, cellulose is a linear polymer of D-glucose with β-1,4-glycosidic bonds, and thus both possess similar reducing functional group such as hydroxyl and hemiacetal. Glucose is soluble in water but cellulose is insoluble at room temperature due to the robust crystal structure. However, cellulose can be easily decomposed to oligosaccharides and monosaccharides in high temperature water (HTW) due to the combination of cleavage of hydrogen bonds within the cellulose crystal and decrease of hydrogen linkage among water molecules, as well as partially attributed to the hydrolysis reaction in HTW.^{8,9} Obviously, HTW enhances the reducing ability of cellulose. Hence, the nontoxic, cheap and abundant carbohydrate biomass may be employed as an alternative and environmentally friendly reducing agent in the hydrometallurgical process.

Almost all reported studies focused on reduction of Ag(I),^{10,11} Au(III),^{12–14} Cu(II),^{15–18} and Mn(IV)^{7,19–22} in acidic solution with the aid of carbohydrate biomass. The corresponding elemental metals (e.g. Ag, Au, Cu) or low valent metal ions (e.g. Mn(II)) were obtained by reductive acid leaching process. Although researchers believe that carbohydrates act as reducing agents, detail reduction process is not involved. Some studies just

^aState Key Laboratory of Pollution Control and Resources Reuse, College of Environmental Science and Engineering, Tongji University, 1239 Siping Road, Shanghai 200092, China. E-mail: zhaojianfu@tongji.edu.cn; 2012yao@tongji.edu.cn; Fax: +86-21-65982698; Tel: +86-21-65982698

^bShanghai ECH Climate Science & Technology Co. Ltd, 1230 North Zhongshan Road, Shanghai, 200437, China

† Electronic supplementary information (ESI) available: XRD patterns of solid products (Fig. S1–S4, S13 and S20–S21) HPLC and GC-MS chromatograms of liquid products (Fig. S5–S12, S14–S19 and S22). See <https://doi.org/10.1039/d2ra01493a>



mentioned biomass eventually oxidized to CO₂. Obviously, biomass was not completely oxidized under mild hydrothermal conditions. In our research on hydrothermal conversion of carbohydrates into value-added chemicals, we found carbohydrates were favorable to selective oxidation to low molecular weight organic acids such as acetic acid and formic acid in alkali solution.^{3,23,24} Further studies demonstrated not only metal ions but also metal oxides can be directly reduced under mild alkali hydrothermal conditions.^{25–27} Although one-pot reduction of CuO and NiO into Cu and Ni were achieved respectively with glucose and cellulose, the different performance between glucose and cellulose with and without alkali are ambiguous, and the feasibility to other metal oxides reduction need to be examined. In this paper, reduction of other metal oxides (Fe₂O₃, MnO₂, Co₃O₄, PbO₂) with glucose were investigated. Furthermore, we compared the reduction ability of glucose and cellulose under alkali hydrothermal conditions and studied their performance on metal salts reduction.

2. Experimental section

2.1 Materials

All metal oxides (200-mesh), salts and glucose were analytical grade and obtained from Sinopharm Chemical Reagent Co., Ltd. α -Cellulose (powder) and standard substances were purchased from Sigma-Aldrich. All reagents were used as received without further purification.

2.2 Experimental procedure

The experiments were carried out in a Teflon-lined stainless-steel batch reactor with an inner volume of 30 mL. Typically, 0.24 M metal oxide and 0.4 M carbohydrate (glucose or cellulose) were added into the alkali solution (0.1–5 M) and stirred with a magnetic blender for several minutes. The certain concentrations of metal oxide and carbohydrate were referred to our previous study.^{29–31} Then, the mixture was put into a rotating reactor with a speed of 30 rpm and heated in the oven which had been preheated to the given temperature for several hours. After the reaction, the reactor was taken out of oven and cooled naturally to room temperature. The liquid products were filtered with a 0.22 μ m filter membrane for chromatographic measurements. The precipitate was washed with distilled water and absolute ethanol several times to remove impurities and subject to further analysis.

2.3 Product analyses

The solid samples analyses were determined by X-ray diffraction (XRD) on the Bruker D8 Advance XRD equipped with Cu K α radiation. The scanning rate of 0.1° s⁻¹ and 2 θ range from 20° to 90° were set with 40 kV accelerating voltage and 30 mA flux. The diffraction patterns were compared with reference data of ICDD PDF-2. Notably, the reduction rate of metal oxides was calculated by the XRD quantitative analyses using software TOPAS 4.2.²⁸ This software is based on the fundamental parameter approach (FPA), which considers the geometric and unit-

specific parameters, and widely used in facile quantitative analysis of solid polycrystalline mixture.²⁹

The liquid samples were analyzed by high-performance liquid chromatography (HPLC) measurement on Agilent 1260 serials equipped with UV-vis detector. Two Shodex RSpak KC-811 columns were used in series and mobile phase was 2 mM HClO₄ with a flow rate of 1 mL min⁻¹. Liquid samples determination were also analyzed by gas chromatography-mass spectrometry (GC-MS) on Agilent 7890A GC system with a 5795C inert MSD. A HP-INNOWax capillary column with dimensions of 30 m \times 250 μ m \times 0.25 μ m was used for separation of samples.

3. Results and discussion

3.1 Reduction of metal oxides

3.1.1 Complete reduction of CuO and NiO. The reduction of CuO and NiO performance on carbohydrates were compared initially. As illustrated in Fig. S1–S4,† the XRD patterns showed not only glucose but also cellulose can directly reduce CuO and NiO to the corresponding elemental metal powders under alkali hydrothermal conditions. The optimized reaction parameters were listed in Table 1. For cellulose, the crystal structure of cellulose is first destroyed in HTW and then dissolved in water, followed by hydrolysis to monosaccharides, whereas water soluble glucose can directly react with metal oxides or salts. Therefore, the reduction efficiency of glucose is higher than that of cellulose at a lower concentration of alkali (*e.g.* 0.1 M NaOH).²⁹ Interestingly, a higher concentration of alkali (*e.g.* 0.4 M NaOH) can enhance the CuO reduction with cellulose and significantly shorten the reaction time. The possible reason is that higher concentration of alkali can promote the decomposition of cellulose and the formation of reducing decomposition products (*e.g.* lactic acid).^{30,31} As for reduction of NiO, the reaction needs higher concentration of alkali and longer reaction time than that of CuO. It is probably due to lower leaching of Ni and higher value of ΔG_{red} (Gibbs free energy for reduction of metal oxide).³² As to the size of obtained Cu and Ni powder, both measurements from laser particle size analyzer and SEM indicated the size of obtained particles were much smaller than that of the initial particles.^{26,27} For example, the average particle sizes of the initial CuO and the Cu after reaction were 6.19 μ m and 2.41 μ m, respectively. The size distribution of the obtained Cu particle was narrower than that of CuO, indicating that the size of Cu obtained was more uniform.

While metal oxides were reduced to metals, glucose and cellulose was oxidized to low molecular weight (<C₃) organics. The liquid samples were tested by GC-MS and HPLC as shown in Fig. S5–S12.† No matter reduction of CuO or NiO with glucose or cellulose, organic acids such as acetic acid, acrylic acid and formic acid and cyclopentanone derivatives formed after hydrothermal treatment. The obvious difference between glucose and cellulose as reductant is dihydric alcohols significant formation with cellulose, especially for NiO reduction. Furthermore, as shown in Fig. S11,† the peaks of ethylene glycol (EG) and propylene glycol (PG) decreased significantly in the presence of NiO. The quantity analysis of EG showed that the

Table 1 Optimal reaction conditions for complete reduction^a of CuO and NiO

Feedstock	CuO	NiO
Glucose ^b	250 °C, 3 h, 0.1 M NaOH, 0.4 M glucose, 0.24 M CuO ²⁹	250 °C, 4 h, 5 M NaOH, 0.4 M cellulose, 0.2 M NiO
Cellulose ^a	250 °C, 1.5 h, 0.4 M NaOH, 0.4 M cellulose, 0.24 M CuO	250 °C, 4.5 h, 5 M NaOH, 0.4 M cellulose, 0.2 M NiO ³¹

^a Complete reduction means a 100% conversion rate of metal oxides to metal. ^b Both the concentration of glucose and cellulose were 0.4 M in this study.

amounts of EG were 365 and 973 mg L⁻¹ with and without NiO, respectively.³¹ The EG amount change indicated its important role in the metal oxides reduction and experimental results will be discussed in the Possible Pathway study section.

3.1.2 Partial reduction of Fe(III), Mn(IV), Co(III), Pb(IV) compounds. To examine the feasibility to reduction of metal oxides with carbohydrates, we newly conducted a series of experiments with other general metal oxides and glucose under optimal conditions referred to reduction of CuO and NiO. First, several iron oxides and hydroxides, Fe₂O₃, Fe₃O₄, Fe(OH)₂ and FeO were reacted with glucose in the absence and presence of alkali. The results showed 70.6% of Fe₂O₃ was reduced to Fe₃O₄ with 2.5 M NaOH at 250 °C for 6 h (Fig. 1). However, no matter increasing the reaction time or alkali concentration, Fe(II) compounds cannot further reduce to elemental Fe. In our group previous work, iron oxides can be reduced completely to elemental iron by glycerol in the presence of alkali,³³ however, complete reduction was not achieved in the mixed solution of glycerol and water. The reaction medium may play an important role in metal oxides reduction. If the metal is unstable in alkaline HTW, the reduced metal will be oxidized by water. Further experimental results will be demonstrated in the following section of metal stability study. Although no Fe formed with glucose, Fe₃O₄ obtained is benefit for magnetic separation and has potential application in separating associated metals in hydrometallurgy process.

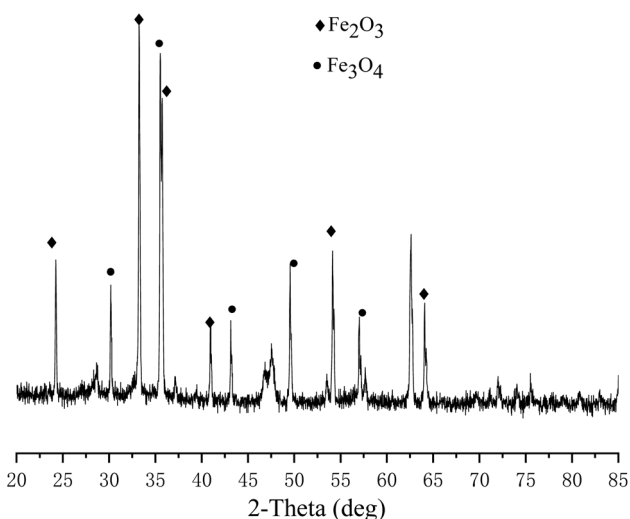


Fig. 1 XRD patterns of solid product after Fe₂O₃ reduction with glucose (250 °C, 6 h, 2.5 M NaOH, 0.4 M glucose, 0.2 M Fe₂O₃).

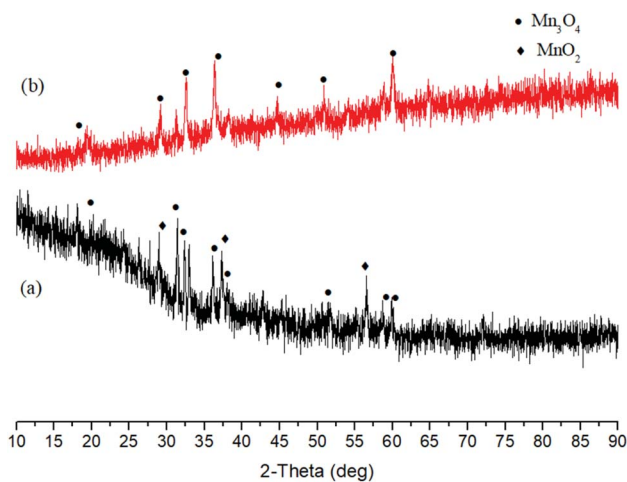


Fig. 2 XRD patterns of solid products after reactions of 0.4 M glucose and 0.2 M MnO₂ without (a) and with (b) 2.5 M NaOH (250 °C, 3 h).

Subsequently, alkali hydrothermal reduction of MnO₂ was investigated. As illustrated in Fig. 2, main product was Mn₃O₄ after the reaction with NaOH at 250 °C for 3 h. The following research on Co₃O₄ reduction showed almost all Co₃O₄ was reduced to CoO after 6 h with 1 M NaOH, indicating reduction of Co(III) is easier than that of Mn(IV) and Fe(III) in alkali solution (Fig. 3). For PbO₂ reduction with glucose, as seen in Fig. S13,[†] several Pb(II) compounds were obtained with 1 M NaOH for 6 h. These results demonstrated a possibility of selective reduction

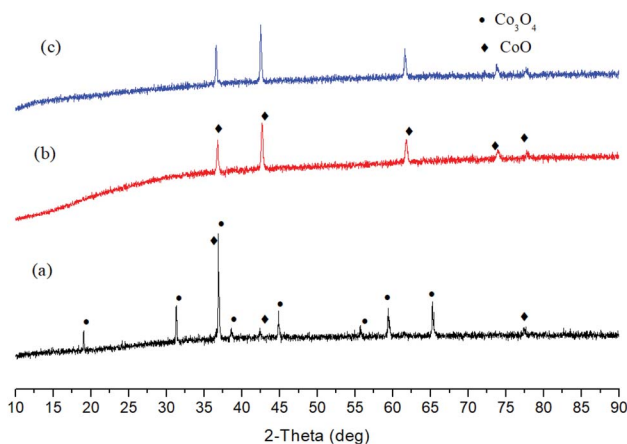


Fig. 3 XRD patterns of solid products before (a) and after reactions of 0.4 M glucose and 0.2 M Co₃O₄ for 6 h (b) and 12 h (c) (250 °C, 1 M NaOH).

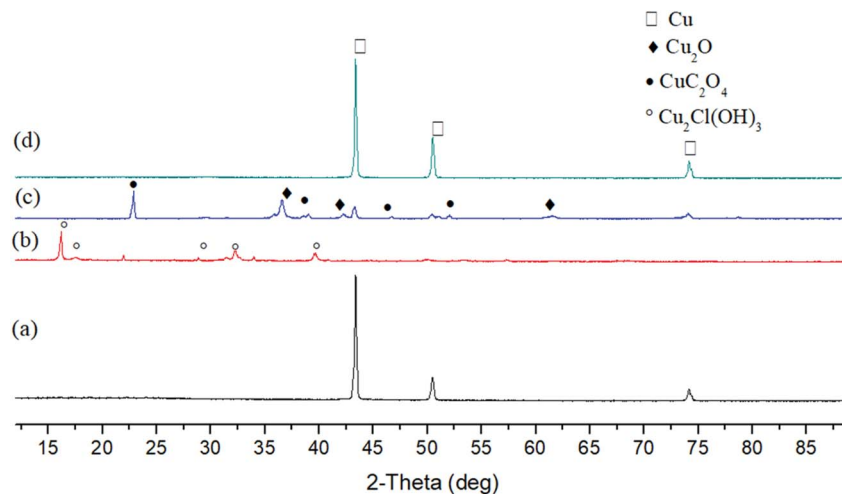


Fig. 4 XRD patterns of solid products after the reduction of CuSO_4 (a), CuCl_2 (b), $\text{Cu}(\text{NO}_3)_2$ (c) and $\text{Cu}_2\text{P}_2\text{O}_7$ (d) by glucose without NaOH (160 °C, 6 h).

of mixed metal oxides by facile adjusting the alkali concentration and magnetic separation. Experiments with actual metal oxides ores containing mixed metals such as Fe, Ni, Cu, Co and Mn are in progress.

3.2 Reduction of metal salts

To examine the reduction performance of carbohydrate without alkali, salts of Cu, Ni and Fe were tested in the following experiments. Four copper salts, CuSO_4 , CuCl_2 , $\text{Cu}(\text{NO}_3)_2$ and $\text{Cu}_2\text{P}_2\text{O}_7$ were first studied with glucose at 160 °C and 250 °C. The selection of temperature is based on the previous study of metal oxide reduction and considering the heat resistance of Teflon reactor lining. As shown in Fig. 4 and 5, $\text{Cu}_2\text{P}_2\text{O}_7$ can be completely reduced to Cu at both temperatures. For CuSO_4 , the

lower temperature (160 °C) is favorable to CuSO_4 complete reduction. When the reaction temperature increased to 250 °C, a small amount of Cu_2S (4.4%) appeared with Cu (87.9%) and Cu_2O (7.9%). Cu_2S is considered as the product of decomposition and reduction of CuSO_4 . On the contrary, a higher temperature (250 °C) benefits the reduction of $\text{Cu}(\text{NO}_3)_2$, which reduced products consist of Cu (89.7%) and Cu_2O (10.3%). At a lower temperature of 160 °C, a significant amount of CuC_2O_4 (44.6%) was obtained. Further liquid samples analyses (Fig. S16 and S17†) showed there was oxalic acid after the reaction of $\text{Cu}(\text{NO}_3)_2$ with glucose. It is likely the CuC_2O_4 formation at lower temperatures prevents the complete reduction of $\text{Cu}(\text{NO}_3)_2$. The reason why formed copper oxalate is not conducive to reduction may be that the steric hindrance of

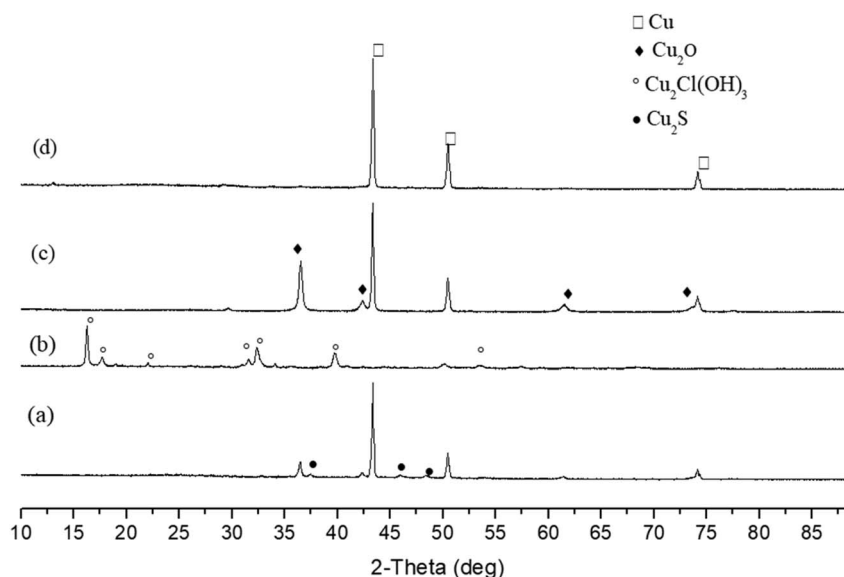


Fig. 5 XRD patterns of solid products after the reduction of CuSO_4 (a), CuCl_2 (b), $\text{Cu}(\text{NO}_3)_2$ (c) and $\text{Cu}_2\text{P}_2\text{O}_7$ (d) by glucose without NaOH (250 °C, 3 h).

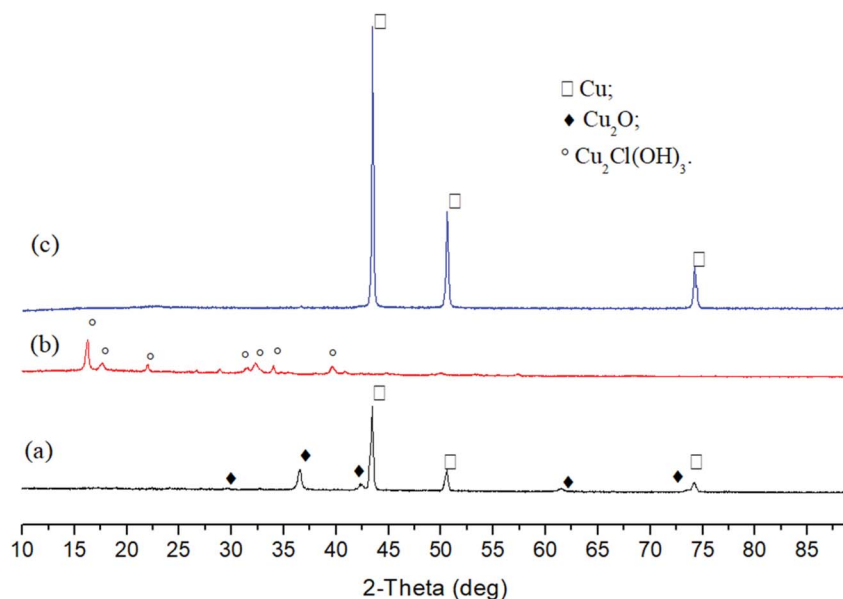


Fig. 6 XRD patterns of solid products after reactions of cellulose with CuSO₄ (a), CuCl₂ (b) and Cu(NO₃)₂ (c) (250 °C, 3 h).

oxalate ligand prevents the formation of hydroxyl copper complex between copper and carbohydrate, leading to difficulty in the coordination reduction reaction. At a higher temperature of 250 °C, there is no CuC₂O₄ in the products because thermally unstable CuC₂O₄ decomposed easily to CuO,³⁴ followed by further reduction. An unexpected find is little reduction for CuCl₂ under these conditions. At the experimental temperatures, the solid products were only Cu₂Cl(OH)₃. Obviously, the formation of copper hydroxychloride hinders the reduction of copper. This may be because copper hydroxychloride is more stable than hydroxyl copper complexes which are the key intermediates during the coordination–reduction process.³⁵

Subsequently, copper salts (CuSO₄, CuCl₂ and Cu(NO₃)₂) reduction by cellulose were investigated. Considering the difficulty of cellulose decomposition at low temperature, 250 °C was adopted in this study. As illustrated in Fig. 6, Cu(NO₃)₂ was reduced completely to Cu, and CuSO₄ also was mainly converted to Cu (91.4%). For CuCl₂, the performance of cellulose was similar with glucose and only Cu₂Cl(OH)₃ was obtained in the solid sample. It can be seen that anions have significant effect on the reduction of copper salts by carbohydrates. Further liquid samples analyses (Fig. S18 and S19[†]) showed there were mainly cyclopentene derivatives, which were also found in the liquid products of glucose reducing copper salts.

In the following experiments of nickel salts (NiCl₂, NiSO₄ and Ni(Ac)₂) reduction by glucose or cellulose, no obvious Ni or Ni compounds peaks occurred in XRD patterns, indicating glucose or cellulose cannot directly reduce nickel salts. For Fe salts reduction, no matter Fe(NO₃)₃ or FeCl₃, the major solid phase was Fe₃O₄ which was partially reduced product (Fig. 7). These results demonstrated the reduction performance of carbohydrate to metal salts without alkali is universally weaker than that to metal oxide with alkali under hydrothermal conditions. It is probably because of the higher reducing ability of carbohydrate under alkaline environment.

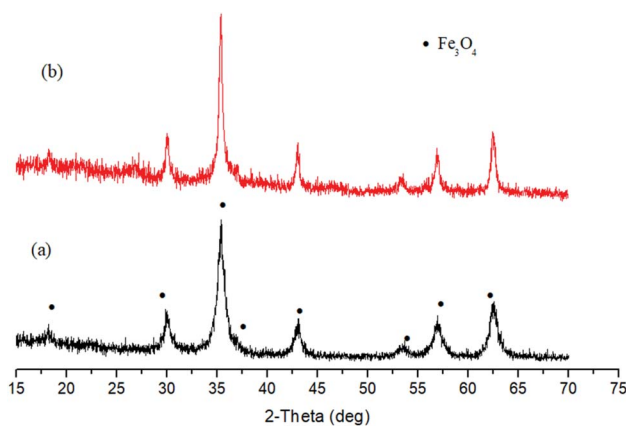


Fig. 7 XRD patterns of solid products after reduction of Fe(NO₃)₃ (a) and FeCl₃ (b) by glucose, respectively (250 °C, 3 h).

3.3 Possible pathway of metal oxides/salts reduction

3.3.1 Metal stability under alkali hydrothermal conditions.

As mentioned above, we previously reported Fe₂O₃ was reduced completely to Fe by glycerol.³⁵ However, only Fe₃O₄ was obtained by glucose reduction in HTW. In addition to the different reduction ability of glycerol and glucose, the influence of reaction medium should be paid attention. HTW may enhance the oxidation of metal, especially in the presence of alkali. In the study on CuO reduction with carbohydrates, we found excessively high concentration (>1 M) of alkali is unfavorable to CuO complete reduction. The reason is probably that Cu is unstable in the hot alkali HTW. To verify this conjecture, we examined the stability of Cu, Ni, Fe and Mn under alkali hydrothermal conditions. As shown in Fig. 8a, Cu is stable with 0.4 M NaOH at 250 °C for 1.5 h. However, as the NaOH concentration increased to 1 M, Cu₂O (12.5 wt%) and CuO (3.7 wt%) were obtained (Fig. 8b). Cu oxides formation may attribute to Cu react with

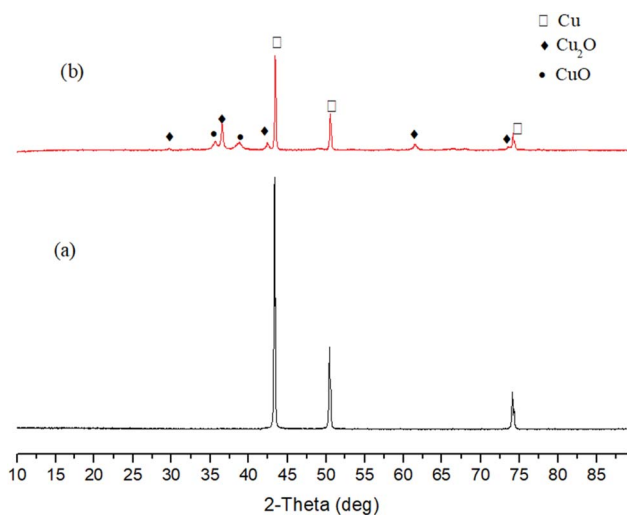


Fig. 8 XRD patterns of solid products after reactions of Cu with 0.4 M (a) and 1 M (b) NaOH (250 °C, 1.5 h).

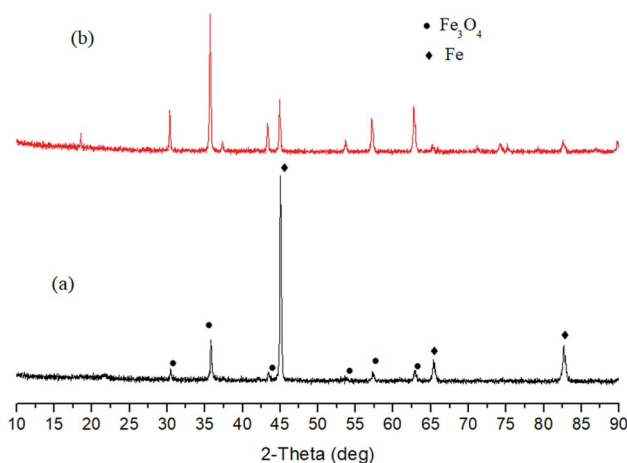


Fig. 9 XRD patterns of solid products after reactions of Fe and water in the absence (a) and presence of (b) 1 M NaOH (250 °C, 6 h).

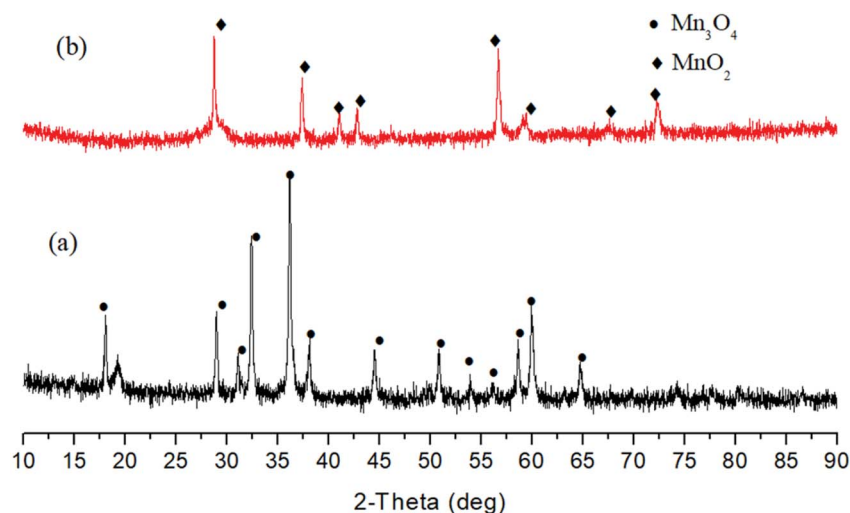


Fig. 10 XRD patterns of solid products after reactions of Mn and water without (a) and with (b) 2.5 M NaOH (250 °C, 3 h).

alkali, followed by dehydration. Unlike Cu, Ni phase was not changed with NaOH no matter 0.4 M or 5 M (Fig. S20†). Fe displayed unstable even without alkali at 250 °C and a 30.4 wt% yield of Fe₃O₄ was obtained. As addition of 1 M NaOH, Fe oxidation rose sharply and Fe₃O₄ yield increased to 84.1 wt% (Fig. 9). Mn is also unstable in alkaline HTW among the tested materials. As illustrated in Fig. 10, almost all Mn transformed to Mn₃O₄ without alkali and MnO₂ with 2.5 M NaOH, respectively. The results of metal stability tests showed suitable concentration of alkali is crucial to metal oxides complete oxidation in HTW.

3.3.2 Role of intermediates of carbohydrate decomposition. In our previous study, we found some intermediate decomposition products possess certain reduction ability. For instance, lactic acid, one of the major liquid products under alkali treatment of carbohydrates, can reduce CuO to Cu in the acid solution,²⁶ whereas the reduction effect was limited in the alkali environment. However, NiO reduction with lactic acid cannot achieve in the acid or alkaline solution. To investigate reduction ability of other intermediates, we examined the chromatograms of the samples before and after reduction reactions. Interestingly, some dihydric alcohols, EG, PG and butylene glycol (BG) existed in the liquid samples (Fig. S7, S9 and S11†), especially with cellulose as reductant. Further experiments of these three dihydric alcohols and NiO with NaOH indicated almost all NiO was converted to Ni for 3 h at 250 °C (Fig. S21†). Analyses for liquid samples of EG experiment (Fig. S22†) showed glycolic acid formation except formic acid and lactic acid. Obviously, glycolic acid is the oxidized product of EG, also demonstrating EG engaged in the reduction.

3.3.3 Proposed pathway of metal oxides/salts reduction. The possible pathway of reduction of metal oxides/salts with carbohydrates was illustrated in Fig. 11. As to metal oxides reduction with carbohydrates, polysaccharides initially hydrolyzed to monosaccharides such as glucose and fructose in alkali hydrothermal conditions. Because a strong base in HTW can improve the solubility of metal oxides by the formation of

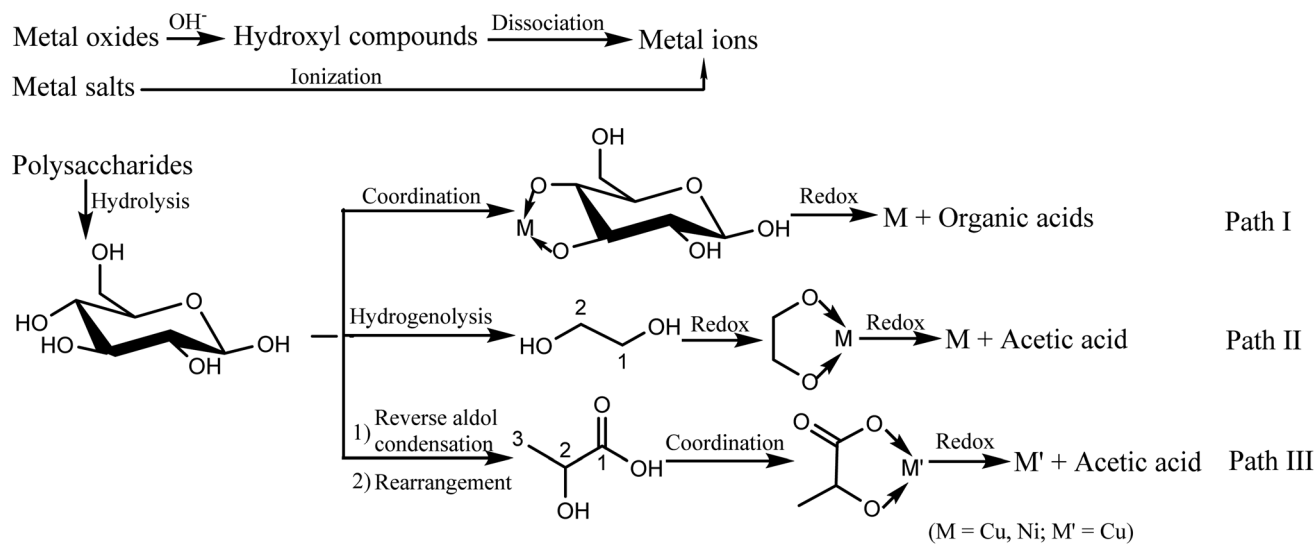


Fig. 11 Proposed pathway of metal oxides/salts reduction.

hydroxyl complex,^{36,37} subsequently, dissociated metal ions from the hydroxyl complex may coordinate with adjacent hydroxyl oxygen of monosaccharide to form a five-membered heterocyclic coordination compound. The short distance between oxygen and metal ion in the coordination compound is favorable for electron transfer from the oxygen atom to metal ion, leading to the reduction of metal ion (path I). Meanwhile, monosaccharide was degraded to diols through hydrogenolysis reaction³⁸ or lactic acid *via* a series of reactions such as reverse aldol and rearrangement.³ The formed diols and lactic acid also participate in the reduction of metal oxides *via* similar coordination–reduction process (path II & path III). Finally, metal element and organic acids (*e.g.* acetic acid) as the redox products were obtained.

For metal salts reduction with carbohydrates, previous reports proposed carbohydrates were oxidized to carbon dioxide and not involved detail pathway for metal ions reduction.^{36–38} In fact, carbohydrates were usually partially oxidized no matter in the hot acid or alkali solution. Analyses of liquid samples with copper salts (Fig. S16–S19†) showed some reductive organic intermediates such as lactic acid and oxalic acid from glucose partial oxidization were found. Hence, we believe coordination–reduction also plays a crucial role in metal salts reduction with carbohydrate as reductant. Further study of influence of pH on reduction ability of polyol compounds is ongoing.

4. Conclusions

In this study, we investigated the reduction ability of glucose and cellulose under hydrothermal conditions and compared their performance on reduction of metal oxides and metal salts. The results showed alkaline hydrothermal environment facilitates metal reduction. Unlike the complete reduction of CuO and NiO, oxides of Fe(III), Mn(IV), Co(III) and Pb(IV) can only be partially reduced under experimental conditions. Not only carbohydrates but also decomposed intermediates can reduce metal oxides or

salts. In addition, due to the formation of stable complexes between the anions of salts and the decomposition products of carbohydrates, the reduction effects of various copper salts are significantly different. This study reveals carbohydrates application in metal compound reduction and may provide an alternative approach to metal preparation in hydrometallurgy.

Funding sources

Financial support from the National Key Research and Development Project (2018YFC1902103).

Conflicts of interest

The authors declare no competing financial interest.

References

- R. K. Srivastava, N. P. Shetti, K. R. Reddy, E. E. Kwon, M. N. Nadagouda and T. M. Aminabhavi, *Environ. Pollut.*, 2021, **276**, 116731.
- M. Hamza, M. Ayoub, R. Bin Shamsuddin, A. Mukhtar, S. Saqib, I. Zahid, M. Ameen, S. Ullah, A. G. Al-Sehemi and M. Ibrahim, *Environ. Technol. Innovation*, 2021, **21**, 101200.
- F. M. Jin and H. Enomoto, *Energy Environ. Sci.*, 2011, **4**, 382–397.
- C. Jin, J. Nai, O. Sheng, H. Yuan, W. Zhang, X. Tao and X. W. Lou, *Energy Environ. Sci.*, 2021, **14**, 1326–1379.
- Y. Shao, K. Sun, L. Zhang, Q. Xu, Z. Zhang, Q. Li, S. Zhang, Y. Wang, Q. Liu and X. Hu, *Green Chem.*, 2019, **21**, 6634–6645.
- M. K. Jha, J.-C. Lee, M.-S. Kim, J. Jeong, B.-S. Kim and V. Kumar, *Hydrometallurgy*, 2013, **133**, 23–32.
- M. K. Sinha and W. Purcell, *Hydrometallurgy*, 2019, **187**, 168–186.

- 8 Z. Fang, T. Minowa, R. L. Smith, T. Ogi and J. A. Kozinski, *Ind. Eng. Chem. Res.*, 2004, **43**, 2454–2463.
- 9 P. E. Savage and N. Akiya, *Chem. Rev.*, 2002, **102**, 2725–2750.
- 10 S. Syed, *Waste Manag.*, 2016, **50**, 234–256.
- 11 P. Raveendran, J. Fu and S. L. Wallen, *Green Chem.*, 2006, **8**, 34–38.
- 12 J. Tang, Y. Chen, S. Wang, D. Kong and L. Zhang, *Environ. Res.*, 2022, **210**, 112870.
- 13 L. Chen, J. Tang, S. Wu, S. Wang and Z. Ren, *Carbohydr. Polym.*, 2022, **286**, 119307.
- 14 J. C. Liu, G. W. Qin, P. Raveendran and Y. Kushima, *Chem. – Eur. J.*, 2006, **12**, 2132–2138.
- 15 L. Ramrakhiani, S. Ghosh and S. Majumdar, *Clean Technol. Environ. Policy*, 2022, **24**, 1261–1284.
- 16 A. U. Stefanko and D. Leszczynska, *J. Environ. Eng.*, 2021, **147**, 04021069.
- 17 R. D. van der Weijden, J. Mahabir, A. Abbadi and M. A. Reuter, *Hydrometallurgy*, 2002, **64**, 131–146.
- 18 H. Chen, J. H. Lee, Y. H. Kim, D. W. Shin, S. C. Park, X. Meng and J. B. Yoo, *J. Nanosci. Nanotechnol.*, 2010, **10**, 629–636.
- 19 Y. Sun, G. Fu, L. Jiang and X. Cai, *Miner. Metall. Process.*, 2018, **35**, 215–220.
- 20 J. Gan, J. Cui, X. Li, Y. Muhammad, Y. Wang and H. Su, *New J. Chem.*, 2018, **42**, 20144–20151.
- 21 H. F. Su, Y. X. Wen, F. Wang, Y. Y. Sun and Z. F. Tong, *Hydrometallurgy*, 2008, **93**, 136–139.
- 22 X. K. Tian, X. X. Wen, C. Yang, Y. J. Liang, Z. B. Pi and Y. X. Wang, *Hydrometallurgy*, 2010, **100**, 157–160.
- 23 C. Wang, X. Chen, M. Qi, J. Wu, G. Gozaydin, N. Yan, H. Zhong and F. Jin, *Green Chem.*, 2019, **21**, 6089–6096.
- 24 Y. Fang, X. Zeng, P. Yan, Z. Jing and F. Jin, *Ind. Eng. Chem. Res.*, 2012, **51**, 4759–4763.
- 25 F. M. Jin, G. D. Yao and Z. B. Huo, *Res. Chem. Intermed.*, 2011, **37**, 351–358.
- 26 Q. Li, G. Yao, X. Zeng, Z. Jing, Z. Huo and F. Jin, *Ind. Eng. Chem. Res.*, 2012, **51**, 3129–3136.
- 27 G. Yao, X. Zeng, Q. Li, Y. Wang, Z. Jing and F. Jin, *Ind. Eng. Chem. Res.*, 2012, **51**, 7853–7858.
- 28 Bruker AXS GmbH, *TOPAS V4.2*, Karlsruhe, Germany, 2009.
- 29 R. W. Cheary and A. Coelho, *J. Appl. Crystallogr.*, 1992, **25**, 109–121.
- 30 F. Wang, Y. Wang, F. Jin, G. Yao, Z. Huo, X. Zeng and Z. Jing, *Ind. Eng. Chem. Res.*, 2014, **53**, 7939–7946.
- 31 Z. Ma, J. Hu, G. Yao, J. Duo, B. Jin and F. Jin, *Process Saf. Environ. Prot.*, 2018, **115**, 79–84.
- 32 D. Larcher and R. Patrice, *J. Solid State Chem.*, 2000, **154**, 405–411.
- 33 F. M. Jin, Y. Gao, Y. J. Jin, Y. L. Zhang, J. L. Cao, Z. Wei and R. L. Smith, *Energy Environ. Sci.*, 2011, **4**, 881–884.
- 34 D. Broadbent, J. Dollimore, D. Dollimore and T. A. Evans, *J. Chem. Soc., Faraday Trans.*, 1991, **87**, 161–166.
- 35 S. Li, M. T. Teague, G. L. Doll, E. J. Schindelholz and H. Cong, *Corros. Sci.*, 2018, **141**, 243–254.
- 36 H. F. Su, H. K. Liu, F. Wang, X. Y. Lu and Y. X. Wen, *Chin. J. Chem. Eng.*, 2010, **18**, 730–735.
- 37 M. Trifoni, L. Toro and F. Veglio, *Hydrometallurgy*, 2001, **59**, 1–14.
- 38 G. Furlani, F. Pagnanelli and L. Toro, *Hydrometallurgy*, 2006, **81**, 234–240.