




Since January 2020 Elsevier has created a COVID-19 resource centre with free information in English and Mandarin on the novel coronavirus COVID-19. The COVID-19 resource centre is hosted on Elsevier Connect, the company's public news and information website.

Elsevier hereby grants permission to make all its COVID-19-related research that is available on the COVID-19 resource centre - including this research content - immediately available in PubMed Central and other publicly funded repositories, such as the WHO COVID database with rights for unrestricted research re-use and analyses in any form or by any means with acknowledgement of the original source. These permissions are granted for free by Elsevier for as long as the COVID-19 resource centre remains active.

Contents lists available at [ScienceDirect](https://www.sciencedirect.com)

Journal of Affective Disorders

journal homepage: www.elsevier.com/locate/jad

Research paper



Which traits predict elevated distress during the Covid-19 pandemic? Results from a large, longitudinal cohort study with psychiatric patients and healthy controls

Katharina Brosch^{a,b,*}, Tina Meller^{a,b}, Julia-Katharina Pfarr^{a,b}, Frederike Stein^{a,b},
Simon Schmitt^{a,b}, Kai G. Ringwald^{a,b}, Lena Waltemate^c, Hannah Lemke^c, Katharina Thiel^c,
Elisabeth Schrammen^c, Carina Hülsmann^c, Susanne Meinert^c, Katharina Dohm^c,
Elisabeth J. Leehr^c, Nils Opel^{c,d}, Axel Krug^{a,e}, Udo Dannlowski^c, Igor Nenadić^{a,b},
Tilo Kircher^{a,b}

^a Department of Psychiatry and Psychotherapy, Philipps-Universität Marburg and University Hospital Marburg, UKGM, Rudolf-Bultmann-Str. 8, 35039 Marburg, Germany

^b Center for Mind, Brain and Behavior (CMBB), Hans-Meerwein-Str. 6, 35032 Marburg, Germany

^c Department of Psychiatry, Westfälische Wilhelms-Universität Münster, Albert-Schweitzer-Campus 1, Building A9a, 48149 Münster, Germany

^d Interdisciplinary Centre for Clinical Research, IZKF, University of Münster, Germany

^e Department of Psychiatry and Psychotherapy, University of Bonn, Bonn, Germany

ARTICLE INFO

Keywords:
Covid-19
Mental health
Stress
Big five
Social support

ABSTRACT

The Covid-19 pandemic resulted in repeated, prolonged restrictions in daily life. Social distancing policies as well as health anxiety are thought to lead to mental health impairment. However, there is lack of longitudinal data identifying at-risk populations particularly vulnerable for elevated Covid-19-related distress.

We collected data of $N = 1268$ participants ($n = 622$ healthy controls (HC), and $n = 646$ patients with major depression, bipolar disorder, schizophrenia or schizoaffective disorder) at baseline before (2014–2018) and during (April–May 2020) the first lockdown in Germany. We obtained information on Covid-19 restrictions (number and subjective impact of Covid-19 events), and Covid-19-related distress (i.e., subjective fear and isolation). Using multiple linear regression models including trait variables and individual Covid-19 impact, we sought to predict Covid-19-related distress.

HC and patients reported similar numbers of Covid-19-related events, and similar subjective impact rating. They did not differ in Covid-19-related subjective fear. Patients reported significantly higher subjective isolation. 30.5% of patients reported worsened self-rated symptoms since the pandemic. Subjective fear in all participants was associated with trait anxiety (STAI-T), conscientiousness (NEO-FFI), Covid-19 impact, and sex. Subjective isolation in HC was associated with social support (FSozu), Covid-19 impact, age, and sex; in patients, it was associated with social support and Covid-19 impact.

Our data shed light on differential effects of the pandemic in psychiatric patients and HC. Low social support, high conscientiousness and high trait anxiety are associated with elevated distress during the pandemic. These variables might be valuable for the creation of risk profiles of Covid-19-related distress for direct translation into clinical practice.

Introduction

The Covid-19 pandemic and its ramifications can be considered a

global stressor (Kaye-Kauderer et al., 2021). The actual impact of stressors on mental health depend on stressor characteristics, as well as traits of the exposed individuals (Alisic et al., 2014; Hensley and Varela,

* Corresponding author at: Department of Psychiatry and Psychotherapy, Philipps-Universität Marburg and University Hospital Marburg, UKGM, Rudolf-Bultmann-Str. 8, 35039 Marburg, Germany.

E-mail address: brosch@staff.uni-marburg.de (K. Brosch).

<https://doi.org/10.1016/j.jad.2021.10.017>

Received 12 April 2021; Received in revised form 2 September 2021; Accepted 14 October 2021

Available online 17 October 2021

0165-0327/© 2021 Elsevier B.V. All rights reserved.

2008; Kendler et al., 2006; Marin et al., 2011). The Covid-19 pandemic has generated a qualitatively new challenge for mental health (Johns Hopkins University, <https://coronavirus.jhu.edu/map.html>).

Social distancing, a commonly implemented measure to limit virus spread, has put large parts of the population in social isolation for a prolonged period (Kira et al. 2020). This might also restrict availability of social support systems, including access to mental health care, leading to increased stressor load (Banerjee and Rai, 2020; Mancini, 2020). Social isolation is known to affect mental and physical health negatively, with effect sizes similar to premature mortality in hypertension and hyperglycaemia (Aleman and Sommer, 2020; Holt-Lunstad et al., 2015, 2010; Wang et al., 2017). Experts have warned that using social isolation as a strategy to contain the Covid-19 pandemic could result in a future mental-health pandemic, including increased suicide risk (“Keep mental health in mind,” 2020; Parrish, 2020; Pfefferbaum and North, 2020; Reger et al., 2020). In previous, smaller epidemics, such as severe acute respiratory syndrome (SARS), an increase in suicides was reported especially in elderly adults, which was associated with social isolation and anxiety (Yip et al., 2010). First data from Japan show a 16% increase in suicides following the second wave of the Covid-19 pandemic (July–October 2020) (Tanaka and Okamoto, 2021).

Even though lockdown restrictions and infection rates vary across countries, current Covid-19 cross-sectional studies suggest elevated stress and negative affect increase across the general population worldwide. In a recent study in the Mexican population ($N = 1,105$), half of the participants (50.3%) reported moderate to severe levels of psychological distress due to Covid-19, as well as 22.6% reporting moderate to severe symptoms of anxiety (Cortés-Álvarez et al., 2020). In an American representative sample ($N = 10,368$), more than 25% reported moderate to severe anxiety symptoms associated with the pandemic (Fitzpatrick et al., 2020). A review of four studies in the Chinese general population consistently found increased symptoms of anxiety and depression, as well as self-reported stress (Rajkumar, 2020). In another large cross-sectional study of the general Chinese population ($N = 56,679$), participants reported several mental health symptoms, including depressive symptoms (27.9%), anxiety symptoms (31.6%), insomnia (29.2%), and acute stress symptoms (24.4%) (Shi et al., 2020). Reviewing 25 longitudinal studies and natural experiments in a meta-analysis, Prati and Mancini (2021) report a small, but highly heterogeneous effect of lockdown measures on mental health across studies, and stress the need for further investigation of subgroups which might be at particular risk for adverse mental health effects.

Two meta-analyses reviewing mostly cross-sectional studies (up to May 2020) identified female gender, younger age (≤ 40 years), social isolation, and presence of chronic/psychiatric illness, among others, as risk factors for increased mental distress during the pandemic (Luo et al., 2020; Xiong et al., 2020). Indeed, individuals with previous or current mental health problems constitute a vulnerable group, as (psycho)social stressors are known to exacerbate existing symptoms of major depression (Burke et al., 2005; Kendler et al., 1999). The additional stress of the pandemic and concomitant social isolation might be particularly detrimental to individuals already at poor mental health. In a recent case-control study, psychiatric patients were shown to report higher worries about physical health, as well as higher anger and impulsivity symptoms compared to healthy controls during the pandemic (Hao et al., 2020).

Apart from interindividual differences, stressor characteristics can also affect mental health outcomes. Covid-19-specific stressors (e.g., quarantine, health worries), were also associated with depressive symptoms, loneliness and decreased well-being, among others. Interestingly, in a recent case-control study, healthy controls were shown to be more negatively affected by these stressors than patients (Rek et al., 2021).

While cross-sectional studies provide data of the impact on mental health across multiple populations, they lack longitudinal assessments that are better suited to examine the complex relationship between

current and pre-pandemic mental health status. Indeed, Shanahan et al. (2020) showed that distress preceding the pandemic was the strongest predictor of emotional distress during the pandemic itself. Ahrens et al. (2021) described differential mental health trajectories in a longitudinal analysis during lockdown. They identified social support and feelings of loneliness, among others, to be positive and negative predictors of mental health outcomes, respectively. Pierce et al. (2021) identified a subgroup of individuals with deteriorating mental health over time (7%). Pre-existing physical or mental health issues, financial difficulties, minority ethnic status, and SARS-CoV-2 infection were predictors of poor mental health.

In this study, we analysed data on Covid-19 impact and subjective distress in an ongoing large longitudinal German bi-center cohort, including patients with affective and psychotic disorders, and healthy individuals (Kircher et al., 2018). Participants of this unique large cohort had been deeply phenotyped, including structured diagnostic assessment, before the pandemic, and were now re-assessed after exposure to social distancing and isolation measures implemented during the first lockdown in Germany. Trait markers, indicative of risk for mental distress or disorders, might modulate individual level of Covid-19 distress. Based on the literature, we selected eleven variables previously associated with mental health problems which are relatively stable across time, i.e.: childhood maltreatment, familial risk, social support, resilience, IQ, trait anxiety, and the Big Five personality traits (i.e. openness, conscientiousness, extraversion, agreeableness, neuroticism) (See Supplement Table 1). This allowed us to test 1) how Covid-19 restrictions impact HC and patients, and 2) which baseline variables predict Covid-19 distress.

Method

Sample description

The DFG FOR2107 cohort is a bi-center, longitudinal study investigating healthy controls (HC), and patients with MDD, bipolar disorder (BP), schizophrenia (SZ), and schizoaffective disorder (SZA) (Kircher et al., 2019). The study was approved by the ethics committees of the universities of Marburg and Münster, Germany, in accordance with the Declaration of Helsinki. Between 2014–2018, participants in this study underwent baseline testing in Marburg and Münster, during which trait data was assessed. Median of baseline data collected in 2016 (36.6%), four years before the Covid-19 telephone interview in 2020 was conducted. Trait data assessment was therefore not influenced by potential confounding effects of the pandemic. From April–May 2020, during the first lockdown in Germany, we contacted $n = 1928$ individuals who had previously participated in baseline testing. Of these, $n = 526$ could not be contacted, and $n = 134$ did not want to participate in the telephone survey, thus leaving a final sample of $N = 1268$ for analysis (65.5% female; HC $n = 622$, patients $n = 646$; MDD $n = 514$, BD $n = 74$, SZ $n = 33$, SZA $n = 25$). Those participants had data from two timepoints: baseline testing (trait data, between 2014 and 2018), and during the pandemic (Covid-19 impact and distress, between April and May 2020). HCs were significantly ($p = .004$) younger than patients ($M = 40.67$, $SD = 13.34$; $M = 42.70$, $SD = 13.40$, respectively, at time of Covid-19 telephone interview. Based on the literature, we chose eleven traits associated with mental health outcomes: Big Five (NEO-FFI), social support (F-SozU), IQ (MWT-B), childhood maltreatment (CTQ), familial risk (assessed using a questionnaire), resilience (RS-25), and trait anxiety (STAI-T) (Costa and McCrae, 1992; Fydrich et al., 2007; Laux et al., 1981; Lehl, 2005; Leppert et al., 2008; Wingenfeld et al., 2010). Table 1 lists sociodemographic and test data at baseline.

Data collection

Social distancing measures and formal regulations issued by the German Federal Government on March 22nd, 2020 included severe

Table 1
Covid-19 impact in 2020 and at baseline sample characteristics (2014–2018).

	Whole sample (N = 1268) M (SD)	Healthy participants (n = 622) M (SD)	Patients (n = 646) M (SD)	Difference (p-value)
Covid-19 impact (2020)				
Number of events experienced (range: 0–11)	3.04 (1.68)	3.09 (1.60)	2.99 (1.76)	p = .308
Negative Covid-19 impact rating (range: 0–55)	6.60 (5.21)	6.84 (5.03)	6.36 (5.38)	p = .097
Positive Covid-19 impact rating (range: 0–55)	0.97 (2.12)	0.98 (2.02)	0.96 (2.21)	p = .871
Total Covid-19 impact rating (range: 0–55)	7.56 (5.64)	7.82 (5.46)	7.32 (5.81)	p = .109
Subjective fear (range: 0–30)	13.18 (5.27)	12.96 (4.89)	13.39 (5.60)	p = .152
Subjective isolation (range: 3–12)	5.34 (2.20)	4.73 (1.77)	5.93 (2.41)	p < .001*
Sample characteristics at baseline (2014–2018)				
Sex f/m	831/437	404/218	427/219	p = .667
Childhood maltreatment (CTQ)	38.48 (13.69)	32.57 (8.39)	44.16 (15.31)	p < .001*
Familial risk (with/without risk)	345/923	133/489	212/434	p < .001*
Social support (F-SozU)	4.19 (0.76)	4.51 (0.52)	3.87 (0.82)	p < .001*
Resilience (RS-25)	128.01 (25.85)	141.83 (17.96)	114.65 (25.29)	p < .001*
IQ (MWT-B)	115.14 (13.78)	115.86 (13.48)	114.44 (14.03)	p = .067
Trait anxiety (STAI-T)	42.36 (13.78)	33.33 (8.23)	51.08 (12.38)	p < .001*
Openness (NEO-FFI)	30.37 (6.76)	30.69 (6.63)	30.07 (6.86)	p = .112
Conscientiousness (NEO-FFI)	32.39 (7.14)	34.65 (6.37)	30.21 (7.17)	p < .001*
Extraversion (NEO-FFI)	26.82 (8.01)	30.88 (6.06)	22.93 (7.72)	p < .001*
Agreeableness (NEO-FFI)	33.59 (5.93)	35.04 (5.49)	32.20 (6.014)	p < .001*
Neuroticism (NEO-FFI)	21.53 (10.30)	15.20 (7.39)	27.60 (8.95)	p < .001*

reductions of interpersonal contacts in both social (e.g., closing of gathering places, restrictions in meeting people) and occupational areas of daily life (e.g., closing of schools, working from home). The restrictions were in place during the entire data collection process (Fig. 1).

We obtained lockdown data from April 7th, 2020 – May 8th, 2020. Trained research assistants conducted 20-minute semi-structured telephone interviews. The team was briefed to provide information about help hotlines if participants reported increased psychiatric symptoms due to Covid-19. We assessed Covid-19 impact through self-reported impact rating of Covid-19-related incidents (Table 1). Those Covid-19-related incidents included 11 types of events, i.e., quarantine, working from home, loss of recreational activities, cancellation of private travel, cancellation of work travel, loss of childcare options, paused studies at school or university, restrictions in health care, pecuniary damage, short-time work, and loss of job. If participants had experienced such an incident, they were asked to rate its valence (positive or negative) and intensity (0 – 5 Likert-scales, with higher scores indicating higher intensity). Covid-19 impact was calculated by adding all intensity-related ratings, irrespective of their perceived valence. Negative Covid-19

impact rating and positive Covid-19 impact rating were calculated by only adding intensity ratings for either negatively, or positively rated items, respectively. This was based on scoring done in the life event questionnaire (LEQ) (Norbeck, 1984).

Covid-19 distress was operationalized as Covid-19-related subjective fear and isolation (Table 1). We obtained self-report ratings of Covid-19-related subjective fear (subjective fear) and Covid-19-related subjective isolation (subjective isolation). Subjective fear was calculated by adding the ratings of three items “fear of Covid-19 regarding own health”, “fear of Covid-19 regarding health of associated persons”, and “fear of Covid-19-related economic and social consequences”, each rated on a six-point-Likert scale. Subjective isolation was assessed by prompting participants to think about current lockdown restrictions and then to answer three items of the revised UCLA loneliness scale (“There is no one I can turn to”, “I feel left out”, and “I feel isolated from others”), rated on a four-point-Likert scale (Russell et al., 1980). Subjective isolation was calculated by summing up the three items. Cronbach’s alpha for this scale was $\alpha=0.684$.

Patients were additionally asked to rate subjective changes in psychopathological symptom severity since the beginning of the pandemic (improved, unchanged, a little worse, substantially worse) as well as constraints regarding access to psychiatric/psychological care (see Fig. 2 and Table 2).

Although not a focus of the current analysis, we also assessed Covid-19-related health concerns, such as testing positive for Covid-19 (see Supplement Table 7).

Statistical analyses

Significance level was set at $\alpha<0.05$. Analyses were performed using SPSS 27 statistical software (IBM Corp.). Figures were designed using Microsoft Excel (Version 16.46) and ggplot2 running under R (Version 4.0.3) (Microsoft Corporation, 2018; R Core Team, 2020; Wickham, 2018). To compare mean scores between patients and healthy controls, two-tailed, independent sample t-tests were used. As Levene’s test for equality of variances was found to be violated for subjective isolation and fear, we report t-statistics not assuming homogeneity of variance for these. Frequency distributions were analysed using chi-square tests. As baseline data on remission status were missing for $n = 42$ patients, and symptom change data were missing for $n = 16$, we report the number of data sets used for each analysis. Patients with unchanged, improved, and worsened symptoms were compared using ANOVA.

Multiple regression analyses were applied to predict Covid-19 distress (i.e. Covid-19-related fear and isolation) from the eleven baseline variables, age, sex, site, and Covid-19 impact. Subjective fear was additionally predicted using diagnosis. We predicted subjective fear in the entire sample, while we ran multiple regression analyses for subjective isolation in HC and patients separately (as they differed significantly in this measure). For the multiple regressions, we performed Bonferroni correction for multiple testing, adjusting p-values for three tests. No multicollinearity was present (see Supplement Table 2-4).

Results

Impact of Covid-19 restrictions on HC and patients

18.6% of the participants reported mandated quarantine either for themselves, or of an associated person (partner, family member or friend). Regarding Covid-19-related incidents, only 36 participants (2.9%) did not experience any event, the median of Covid-19 incidents experienced was 3. Patients and HC did not differ in the number of Covid-19 incidents experienced ($t(1239)=1.02$, $p=.308$, $d = 1.68$), nor in their positive Covid-19 impact rating ($t(1266)=0.162$, $p=.871$, $d = 2.12$), or negative Covid-19 impact rating ($t(1266)=1.657$, $p=.097$, $d = 5.21$), and neither in their total Covid-19 impact rating ($t(1266)=1.591$, $p=.109$, $d = 5.64$).

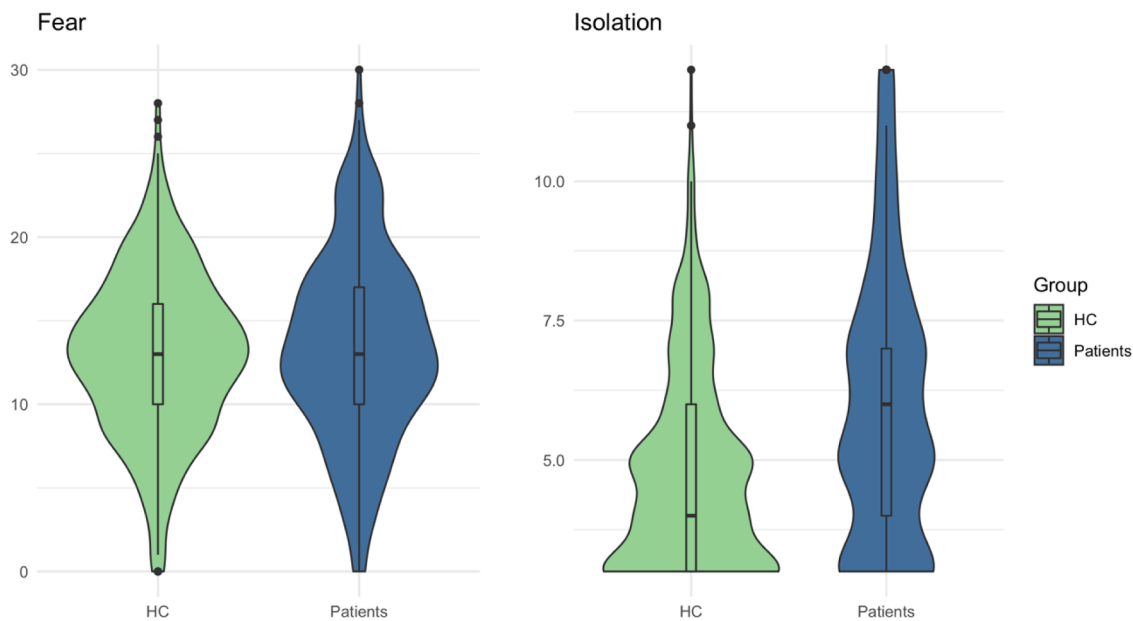


Fig. 1. Subjective Covid-19 distress during lockdown in patients and HC.

Note: Higher values indicate higher subjective isolation/fear. Patients and healthy controls (HC) do not differ significantly in subjective fear (range: 0–30), but in subjective isolation (range: 3–12).

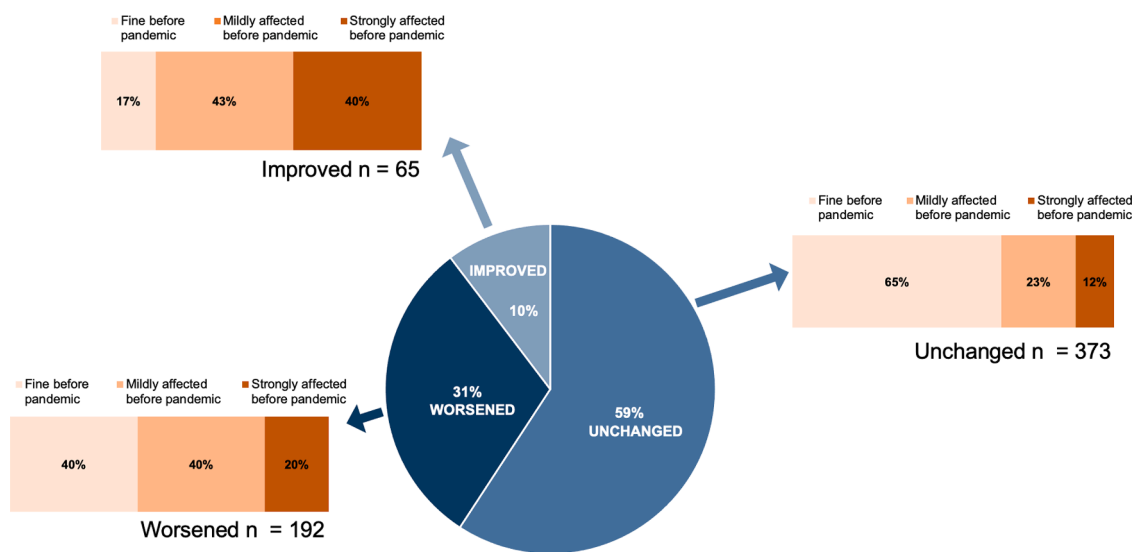


Fig. 2. Symptom changes in patients since beginning of pandemic (pie chart) and pre-pandemic mood state (bars).

Regarding Covid-19 distress, patients did not differ significantly in subjective fear compared to HC ($t(1254.22) = -1.44, p = .152, d = 5.27$). However, patients reported significantly higher subjective isolation, $t(1183.57) = -10.16, p < .001; d = 2.12$ (ref. to Table 1).

27.9% of patients reported Covid-19-related problems in obtaining treatment options, of which 21.4% reported changes in therapy (Table 2).

Half of patients (51.1%) in our sample reported no psychiatric symptoms directly before the beginning of the pandemic. However, almost one third of patients ($n = 192, 30.5%$) reported small to substantial symptom aggravation since the beginning of the pandemic, while 10.3% of the patient sample reported improved symptoms, and more than half of the sample (59.2%) reported no change in symptom severity (Table 2).

Based on changes in symptom severity, patients were split into three subgroups with unchanged, improved, or worsened symptom load (See

Fig. 2).

Table 6 in the Supplement examines differences in the three symptom change groups. Patients reporting worsened symptoms since pandemic onset did not statistically differ from those with improved or unchanged symptoms with regard to the baseline variables: diagnosis ($\chi^2(6) = 3.42, p = .755$), treatment state ($\chi^2(4) = 4.57, p = .334$), or recurrence status of MDD ($\chi^2(2) = 4.62, p = .099$). They did not differ in number of Covid-19-related incidents during the pandemic ($p = .095$), however, they differed significantly in their negative Covid-19 impact rating ($F(2627) = 12.53, p < .001, \eta^2 = 0.038$), positive Covid-19 impact rating ($F(2627) = 4.10, p = .017, \eta^2 = 0.013$), and their total Covid-19 impact rating ($F(2627) = 7.16, p = .001, \eta^2 = 0.022$).

The groups also differed significantly in both measures of subjective Covid-19 distress, i.e., subjective fear ($F(3642) = 6.58, p < .001$), and subjective isolation: $F(2629) = 38.26, p < .001$. (See Table 6 in Supplements).

Table 2

Experiences of patients during the pandemic: Changes in illness severity and treatment obstacles. Data collected April/May 2020 during first lockdown.

	Sum	% of patients
Subjective symptoms in January 2020 (before pandemic lockdown)		
“No, I was fine”	330	51.1%
“Yes, mildly affected”	190	29.4%
“Yes, strongly affected”	110	17.0%
Change in symptom severity since beginning of the pandemic		
Unchanged	373	59.2%
A little worse	133	21.1%
Substantially worse	59	9.4%
Improved	65	10.3%
Experienced Covid-19-related obstacles in treatment options	176	27.9%
Problems in obtaining medication	18	2.8%
Problems in obtaining social psychiatric aid	45	7.1%
Changes in therapy	138	21.4%
Other changes	35	5.4%

Data were missing for $n = 16$ patients.

Regression models predicting Covid-19 distress using baseline data

Subjective fear was statistically significantly predicted by the model, $F(16,1208)=4.71$, $p<.001$, $R^2=0.06$ (adj. $R^2=0.05$), indicative of a weak goodness-of-fit (Cohen, 1988). Higher trait anxiety ($\beta=0.185$, $p_{adj}=0.006$), higher Covid-19 impact ($\beta=0.130$, $p_{adj}<0.001$), higher conscientiousness ($\beta=0.111$, $p_{adj}=0.004$), and sex ($\beta=0.078$, $p_{adj}=0.020$) significantly predicted higher subjective Covid-19 fear. The other variables did not predict subjective fear (i.e., diagnosis, age, site, childhood maltreatment, social support, openness, extraversion, agreeableness, neuroticism, resilience, IQ, familial risk; adj. $ps >0.05$) (See Supplement Table 2).

As subjective isolation differed statistically in HC and patients, we analysed multiple regression models for HC and patients independently. In HC, subjective isolation was significantly predicted by the model: $F(15,582)=8.17$, $R^2=0.17$ (adj. $R^2=0.15$), indicative of a moderate goodness-of-fit (Cohen, 1988). Lower social support ($\beta=-0.194$, $p_{adj}<0.001$), sex ($\beta=0.161$, $p_{adj}<0.001$), lower age ($\beta=-0.177$, $p_{adj}<0.001$), and higher Covid-19 impact ($\beta=0.131$, $p_{adj}=0.002$) predicted higher subjective isolation in HC. The other variables did not predict subjective isolation in HC (i.e., site, childhood maltreatment, trait anxiety, Big Five, resilience, IQ, familial risk, all adj. $ps >0.05$), see Supplement (Table 3).

In patients, subjective isolation was significantly predicted by the model, $F(15,610)=9.99$, $p<.001$, $R^2=0.20$ (adj. $R^2=0.18$), indicative of a moderate goodness-of-fit (Cohen, 1988). Higher Covid-19 impact ($\beta=0.114$, $p_{adj}=0.006$), and lower social support ($\beta=-0.269$, $p_{adj}<0.001$) predicted higher subjective isolation. The other variables (i.e., age, sex, site, childhood maltreatment, trait anxiety, Big Five, resilience, IQ, and familial risk; adj. $ps >0.05$) did not predict subjective isolation in patients. Summaries of the entire models can be found in the Supplement

To investigate if patients with unchanged, worsened or improved symptoms differed in the identified variables for Covid-19 distress (i.e., trait anxiety, Covid-19 impact, conscientiousness, sex, and social support), we examined these scores in the three patient groups. We found significantly different sex distributions in these groups, and significantly higher trait anxiety in the worsened symptoms group (See Table 6 in Supplements). Patient symptom change groups did neither differ significantly in conscientiousness and social support, nor in Covid-19 impact (see Table 6 in Supplements and Table 2). Table 5 in the Supplement lists additional patient group characterization by diagnosis.

Discussion

Based on a large longitudinal, transdiagnostic, bi-center cohort of patients with mental disorders and healthy subjects, our study provides evidence for a disproportionately stronger subjective isolation effect in psychiatric patients, compared to HC, despite similar number of Covid-19-related events and similar impact rating in HC and patients.

We identified social support, trait anxiety and conscientiousness as traits which predict distress during the pandemic. Additionally, age and sex, as well as Covid-19 impact was associated with Covid-19 distress in HC and patients.

First, our findings demonstrate that patients are at particular risk for higher subjective isolation when exposed to social distancing schemes. Possible reasons for this might include general or non-specific elevation of stress in a society, in addition to lack of resilience, resources, and reduced availability of psychiatric support. Such effects have been demonstrated in both adults and adolescents, usually not in cohorts that have had previous clinical characterization for pre-Covid disease courses (Loades et al., 2020; Riehm et al., 2020). Our findings align with two meta-analyses identifying psychiatric patients as at-risk for increased mental distress during the pandemic (Luo et al., 2020; Xiong et al., 2020). It is possible that healthy individuals have more resources for emotional/social support at their disposal (as indicated by higher baseline social support) that buffered the negative effects of these incidents and prevented higher feelings of isolation (Hoefnagels et al., 2007). 30.5% of patients reported worsened symptoms since the pandemic. This group of patients also rated Covid-19-related incidents more negatively, less positively, and reported higher subjective isolation and fear compared to the other patient groups. Restoring sufficient patient care might be one important aspect in improving symptom load (as problems in this area were reported by 27.9% of all patients). In the general population, more than one third of adults with serious distress during the pandemic listed inability to obtain health care as a contributing factor for increased distress, further highlighting the need to facilitate (physical and mental health) treatment attainment during lockdown (McGinty et al., 2020).

Second, using baseline data, we were able to predict Covid-19 distress, i.e., subjective fear and isolation. Higher subjective fear was significantly predicted by higher trait anxiety, higher Covid-19 impact, higher conscientiousness, and female sex in HC and psychiatric patients (in order of predictive strength, see Supplement). However, these variables only explained 6% of variance in subjective fear. Other current factors, such as media consumption and catastrophic cognitions about Covid-19 might also influence subjective fear, but were not assessed in this study (Bendau et al., 2020; Rosebrock et al., 2021).

Interestingly, the patient group reporting worsened symptoms since the pandemic also reported significantly higher trait anxiety scores than the unchanged and improved patient groups. Trait anxiety might not only be associated with subjective fear of Covid-19, but also with worse mental health outcomes during the pandemic in general. This aligns with previous findings reporting an association between depressive symptoms and perceived risk of Covid-19 infection (Kim et al., 2020).

The second outcome, subjective isolation, differed significantly between HC and patients. Therefore, we ran two independent multiple regression models, to investigate possible specific predictors of subjective isolation in patients or HC. In patients, subjective isolation was predicted by social support and Covid-19 impact. In HC, it was predicted by the same factors as patients, but additionally by age and sex.

In line with our findings, female gender has been repeatedly associated with poorer mental health outcomes during the pandemic (Luo et al., 2020; Vindegaard and Benros, 2020; Xiong et al., 2020). In patients, sex did not reach significance after correcting for multiple tests ($p=.051$) but might also contribute to subjective isolation in patients.

Our findings show that besides Covid-19 impact, trait variables such as social support (and additionally age and sex in HC) contribute to subjective isolation during the pandemic, with models accounting for

15% of variance in HC, and 18% of variance in patients. Previous social support seems to be important in feeling connected and less isolated during the pandemic. Our findings align with findings by [Gloster et al. \(2020\)](#), who identified social support as a strong predictor for mental health outcomes during the pandemic.

It is noteworthy that social support data, collected 2–6 years prior were still relevant for subjective isolation. Social isolation during the pandemic has also been associated with poorer life satisfaction, and higher levels of substance use ([Clair et al., 2021](#)). Current social support during the pandemic was found to be associated with fewer depressive symptoms, with quality of contact being more important than quantity ([Sommerlad et al., 2021](#)). Higher social support was also associated with more positive appraisal and higher resilience during the pandemic ([Veer et al., 2021](#)). In light of these findings, social support seems to be relevant for both HC and patients in the maintenance of mental health during a pandemic.

In the aftermath of traumatic events, a “pulling together effect” is often described, with an increase in social support and cohesion in the affected population. This effect was shown to buffer negative effects of such traumatic events ([Mancini, 2020](#); [Reger et al., 2020](#)). However, with increased levels of social isolation, especially in patients, this effect does not seem to be present during this pandemic. This might be explained by the difference between singular traumatic events (e.g., natural disasters, terrorist attacks) compared to prolonged or even ongoing stressors. The specific characteristics of this pandemic and the very strategies (i.e., social distancing) to ameliorate its adverse effects seem to impede the protective effect of increased social cohesion. As social distancing is used to contain virus spread, we as a society have to act counter-intuitively than we would otherwise in stressful situations: as opposed to finding emotional and physical comfort from our social networks, we are asked to limit social contacts and to engage in socially distanced communication with friends and family. Despite large-scale efforts to minimize social (as opposed to physical) distancing, e.g. through the use of web-based communication, these might not overcome the lack of physical proximity to other humans, which has shown significant benefits to mental and physical health ([Jakubiak and Feeney, 2019](#); [Thomas and Kim, 2020](#)). This indicates that individual efforts, and new and creative strategies to keep in touch are not sufficient (or not sufficiently used) to offset feelings of isolation. Social isolation is well known to be detrimental to both physical as well as mental health, and constitutes an important risk factor for MDD ([Holt-Lunstad et al., 2015](#); [Qiu et al., 2020](#)). Feelings of isolation might add up over time with detrimental effects to mental health, and generate considerable clinical burden.

To counteract isolation during the pandemic, it seems vital to increase social integration and to immunize isolated individuals against the negative impact of restrictions to contain virus spread. Future policies should therefore address the problem of loneliness and isolation and focus on interventions that target feelings of isolations in population groups already experiencing lesser degrees of social integration, and provide safe options for social interaction during the pandemic. Our results point to social support as an important starting point for targeted interventions and preventions.

Limitations

Several limitations should be noted. The current study did not include a full diagnostic interview at mid-pandemic follow-up, only one conducted for baseline data collection. More objective measures, including HAMD scores, assessed by trained raters and in-depth interviews would have improved the validity of the findings.

We did not re-assess trait anxiety and social support during the pandemic. It might be argued that subjective fear and subjective isolation are simple expressions of these traits, manifesting irrespectively of the pandemic. However, in all three multiple regression models, Covid-19 impact was a significant predictor for subjective fear and isolation.

Covid-19-related fear and isolation ratings seem to be influenced by both baseline trait variables (trait anxiety and social support), but also by current Covid-19 impact. The found associations cannot be regarded as causal inferences, however, they might guide future research and hint at possible risk factors.

It could be argued that social support incorporates both trait- and state-like aspects. In our analysis, previous social support was still a significantly associated with subjective isolation during the pandemic, highlighting the stability of the variable over time.

Outlook

The Covid-19 pandemic constitutes an unfamiliar challenge to individuals and societies worldwide. With ongoing or intermittent lockdowns set in place, policy makers should acknowledge the mental health impact of social isolation, which might be even more pronounced in the long-term ([Daly et al., 2020](#)). Targeted prevention and interventions, especially in those populations at particular risk should be considered ([Saltzman et al., 2020](#)). The lack of such interventions might result in significant and lasting impact on mental health burden, in people previously affected by mental health impairments, as well as those without a prior history of mental illness ([Galea et al., 2020](#)).

Author statement

Contributors

KB, IN and TK wrote the first draft of the manuscript. KB performed the statistical analyses. KB and TM designed the figures. KB, TM, JP, FS, SS, KR, LW, HL, KT, ES, CH, SM, KD, EL, and NO participated in data acquisition, quality checking and preparation and assisted in literature search. AK, UD, IN, and TK designed the study protocol. All authors have contributed to the manuscript and have approved of the final manuscript.

Declaration of Competing Interest

Biomedical financial interests or potential conflicts of interest: Tilo Kircher received unrestricted educational grants from Servier, Janssen, Recordati, Aristo, Otsuka, neuraxpharm. All other authors declare no conflict of interest.

Acknowledgments

This work is part of the German multicentre consortium “Neurobiology of Affective Disorders. A translational perspective on brain structure and function“, funded by the German Research Foundation (Deutsche Forschungsgemeinschaft DFG; Forschungsgruppe/Research Unit FOR2107).

We are deeply indebted to all study participants and staff. A list of acknowledgments can be found here: for2107.de/acknowledgements.

Supplementary materials

Supplementary material associated with this article can be found, in the online version, at doi:[10.1016/j.jad.2021.10.017](https://doi.org/10.1016/j.jad.2021.10.017).

References

- Ahrens, K.F., Neumann, R.J., Kollmann, B., Brokelmann, J., von Werthern, N.M., Malyszau, A., Weichert, D., Lutz, B., Fiebach, C.J., Wessa, M., Kalisch, R., Plichta, M. M., Lieb, K., Tüscher, O., Reif, A., 2021. Impact of COVID-19 lockdown on mental health in Germany: longitudinal observation of different mental health trajectories and protective factors. *Transl. Psychiatry* 11. <https://doi.org/10.1038/s41398-021-01508-2>.
- Aleman, A., Sommer, I., 2020. The Silent Danger of Social Distancing. *Psychol. Med.* 9–10. <https://doi.org/10.1017/S0033291720002597>.

- Alisic, E., Zalta, A.K., Van Wesel, F., Larsen, S.E., Hafstad, G.S., Hassanpour, K., Smid, G. E., 2014. Rates of post-traumatic stress disorder in trauma-exposed children and adolescents: Meta-analysis. *Br. J. Psychiatry*. <https://doi.org/10.1192/bjp.bp.113.131227>.
- Banerjee, D., Rai, M., 2020. Social isolation in Covid-19: The impact of loneliness. *Int. J. Soc. Psychiatry* 66, 525–527. <https://doi.org/10.1177/0020764020922269>.
- Bendau, A., Petzold, M.B., Pyrkosch, L., Mascarell Maricic, L., Betzler, F., Rogoll, J., Große, J., Ströhle, A., Plag, J., 2020. Associations between COVID-19 related media consumption and symptoms of anxiety, depression and COVID-19 related fear in the general population in Germany. *Eur. Arch. Psychiatry Clin. Neurosci.* <https://doi.org/10.1007/s00406-020-01171-6>.
- Burke, H.M., Davis, M.C., Otte, C., Mohr, D.C., 2005. Depression and cortisol responses to psychological stress: A meta-analysis. *Psychoneuroendocrinology* 30, 846–856. <https://doi.org/10.1016/j.psypneuen.2005.02.010>.
- Clair, R., Gordon, M., Kroon, M., Reilly, C., 2021. The effects of social isolation on well-being and life satisfaction during pandemic. *Humanit. Soc. Sci. Commun.* <https://doi.org/10.1057/s41599-021-00710-3>.
- Cohen, J., 1988. *Statistical power for the social sciences*. Laurence Erlbaum Assoc, Hillsdale, NJ.
- Cortés-Alvarez, N.Y., Piñero-Lamas, R., Vuelvas-Olmos, C.R., 2020. Psychological effects and associated factors of COVID-19 in a Mexican sample. *Disaster Med. Public Health Prep* 1–27. <https://doi.org/10.1017/dmp.2020.215>.
- Costa, P.T., McCrae, R.R., 1992. *Revised NEO personality inventory (NEO-PI-R) and NEO five-factor inventory (NEO-FFI)*. Odessa FL Psychological Assessment Resources.
- Daly, M., Sutlin, A., Robinson, E., 2020. Longitudinal changes in mental health and the COVID-19 pandemic: Evidence from the UK Household Longitudinal Study. *Psychol. Med.* <https://doi.org/10.1017/S0033291720004432>.
- Fitzpatrick, K.M., Harris, C., Drawve, G., 2020. Fear of COVID-19 and the Mental Health Consequences in America. *Psychol. Trauma Theory, Res. Pract. Policy* 12, 17–21. <https://doi.org/10.1037/tra0000924>.
- Fydrich, T., Sommer, G., Braehler, E., 2007. F-SOZU Fragebogen zur sozialen Unterstützung, Diagnostische Verfahren in der Psychotherapie.
- Galea, S., Merchant, R.M., Lurie, N., 2020. The Mental Health Consequences of COVID-19 and Physical Distancing. *JAMA Intern. Med.* <https://doi.org/10.1001/jamainternmed.2020.1562>.
- Gloster, A.T., Lamnisos, D., Lubenko, J., Presti, G., Squatrito, V., Constantinou, M., Nicolau, C., Papacostas, S., Aydin, G., Chong, Y.Y., Chien, W.T., Cheng, H.Y., Ruiz, F.J., Garcia-Martin, M.B., Obando-Posada, D.P., Segura-Vargas, M.A., Vasiliou, V.S., McHugh, L., Höfer, S., Baban, A., Neto, D.D., da Silva, A.A., Monestés, J.L., Alvarez-Galvez, J., Paez-Blarrina, M., Montesinos, F., Valdivia-Salas, S., Ori, D., Kleszcz, B., Lappalainen, R., Ivanović, I., Gosar, D., Dionne, F., Merwin, R.M., Kassianos, A.P., Karekla, M., 2020. Impact of COVID-19 pandemic on mental health: An international study. *PLoS One* 15, 1–20. <https://doi.org/10.1371/journal.pone.0244809>.
- Hao, F., Tan, W., Jiang, L., Zhang, L., Zhao, X., Zou, Y., Hu, Y., 2020. Since January 2020 Elsevier has created a COVID-19 resource centre with free information in English and Mandarin on the novel coronavirus COVID-19. The COVID-19 resource centre is hosted on Elsevier Connect, the company's public news and information.
- Hensley, L., Varela, R.E., 2008. PTSD symptoms and somatic complaints following Hurricane Katrina: The roles of trait anxiety and anxiety sensitivity. *J. Clin. Child Adolesc. Psychol.* <https://doi.org/10.1080/15374410802148186>.
- Hoefnagels, C., Meesters, C., Simenon, J., 2007. Social support as predictor of psychopathology in the adolescent offspring of psychiatric patients. *J. Child Fam. Stud.* 16, 87–97. <https://doi.org/10.1007/s10826-006-9070-9>.
- Holt-Lunstad, J., Smith, T.B., Baker, M., Harris, T., Stephenson, D., 2015. Loneliness and Social Isolation as Risk Factors for Mortality: A Meta-Analytic Review. *Perspect. Psychol. Sci.* 10, 227–237. <https://doi.org/10.1177/1745691614568352>.
- Holt-Lunstad, J., Smith, T.B., Layton, J.B., 2010. Social relationships and mortality risk: A meta-analytic review. *PLoS Med* 7. <https://doi.org/10.1371/journal.pmed.1000316>.
- Jakubiak, B.K., Feeney, B.C., 2019. Interpersonal touch as a resource to facilitate positive personal and relational outcomes during stress discussions. *J. Soc. Pers. Relat.* 36, 2918–2936. <https://doi.org/10.1177/0265407518804666>.
- Kaye-Kauderer, H., Feingold, J.H., Feder, A., Southwick, S., Charney, D., 2021. Resilience in the age of COVID-19 1–13. <https://doi.org/10.1192/bja.2021.5>.
- Keep mental health in mind, 2020. *Nat. Med.* 26, 631. <https://doi.org/10.1038/s41591-020-0914-4>.
- Kendler, K.S., Gatz, M., Gardner, C.O., Pedersen, N.L., 2006. Personality and Major Depression: A Swedish Longitudinal, Population-Based Twin Study. *Arch. Gen. Psychiatry* 63, 1113–1120. <https://doi.org/10.1001/archpsyc.63.10.1113>.
- Kendler, K.S., Karkowski, L.M., Prescott, C.A., 1999. Causal relationship between stressful life events and the onset of major depression. *Am. J. Psychiatry* 156, 837–841. <https://doi.org/10.1176/ajp.156.6.837>.
- Kim, A.W., Nyengerai, T., Mendenhall, E., 2020. Evaluating the mental health impacts of the COVID-19 Pandemic: Perceived risk of COVID-19 infection and childhood trauma predict adult depressive symptoms in Urban South Africa. *Psychol. Med.* <https://doi.org/10.1017/S0033291720003414>.
- Kira, I.A., Shuwiekh, H.A.M., Rice, K.G., Ashby, J.S., Elwakeel, S.A., Sous, M.S.F., Alhuwailah, A., Baali, S.B.A., Azdaou, C., Oliemat, E.M., Jamil, H.J., 2020. Measuring COVID-19 as Traumatic Stress: Initial Psychometrics and Validation. *J. Loss Trauma.* <https://doi.org/10.1080/15325024.2020.1790160>.
- Kircher, T., Wöhr, M., Nenadic, I., Schwarting, R., Schratz, G., Alferink, J., Culmsee, C., Garn, H., Hahn, T., Müller-Myhok, B., Dempfle, A., Hahmann, M., Jansen, A., Pfefferle, P., Renz, H., Rietschel, M., Witt, S.H., Nöthen, M., Krug, A., Dannlowski, U., 2019. Neurobiology of the major psychoses : a translational perspective on brain structure and function — the FOR2107 consortium. *Eur. Arch. Psychiatry Clin. Neurosci.* 0, 0. <https://doi.org/10.1007/s00406-018-0943-x>.
- Laux, L., Glanzmann, P., Schaffner, P., Spielberger, C., 1981. *Das State-Trait Angstinventar*. Beltz, WeinheimGER.
- Lehr, S., 2005. *Mehrfachwahl-Wortschatz-Intelligenztest MWT-B*. Straube, Erlangen.
- Leppert, K., Koch, B., Brähler, E., Strauß, B., 2008. Die Resilienzskala (RS) - Überprüfung der Langform RS-25 und einer Kurzform RS-13. *Klin. Diagnostik und Eval.* 1, 226–243.
- Loades, M.E., Chatburn, E., Higson-Sweeney, N., Reynolds, S., Shafran, R., Brigden, A., Linney, C., McManus, M.N., Borwick, C., Crawley, E., 2020. Rapid Systematic Review: The Impact of Social Isolation and Loneliness on the Mental Health of Children and Adolescents in the Context of COVID-19. *J. Am. Acad. Child Adolesc. Psychiatry.* <https://doi.org/10.1016/j.jaac.2020.05.009>.
- Luo, M., Guo, L., Yu, M., Wang, H., 2020. The psychological and mental impact of coronavirus disease 2019 (COVID-19) on medical staff and general public – A systematic review and meta-analysis. *Psychiatry Res.* <https://doi.org/10.1016/j.psychres.2020.113190>.
- Mancini, A.D., 2020. Heterogeneous Mental Health Consequences of COVID-19: Costs and Benefits. *Psychol. Trauma Theory, Res. Pract. Policy* 12, 15–16. <https://doi.org/10.1037/tra0000894>.
- Marin, M.F., Lord, C., Andrews, J., Juster, R.P., Sindi, S., Arseneault-Lapierre, G., Fiocco, A.J., Lupien, S.J., 2011. Chronic stress, cognitive functioning and mental health. *Neurobiol. Learn. Mem.* <https://doi.org/10.1016/j.nlm.2011.02.016>.
- McGinty, E.E., Presskreischer, R., Anderson, K.E., Han, H., Barry, C.L., 2020. Psychological distress and covid-19-related stressors reported in a longitudinal cohort of US adults in April and J. Am. Med. Assoc. <https://doi.org/10.1001/jama.2020.21231>.
- Microsoft Corporation, 2018. Microsoft Excel. Retrieved from <https://office.microsoft.com/excel>.
- Norbeck, J.S., 1984. Modification of Life Event Questionnaires for Use with Female Respondents. *Res. Nurs. Health.* <https://doi.org/10.1002/nur.4770070110>.
- Parrish, E., 2020. The next pandemic: COVID-19 mental health pandemic. *Perspect. Psychiatr. Care.* <https://doi.org/10.1111/ppc.12571>.
- Pfefferbaum, B., North, C.S., 2020. Mental Health and the Covid-19 Pandemic. *N. Engl. J. Med.* 383, 510–512. <https://doi.org/10.1056/nejmp2008017>.
- Pierce, M., McManus, S., Hope, H., Hotopf, M., Ford, T., Hatch, S.L., John, A., Kontopantelis, E., Webb, R.T., Wessely, S., Abel, K.M., 2021. Mental health responses to the COVID-19 pandemic: a latent class trajectory analysis using longitudinal UK data. *The Lancet Psychiatry* 8, 610–619. [https://doi.org/10.1016/S2215-0366\(21\)00151-6](https://doi.org/10.1016/S2215-0366(21)00151-6).
- Prati, G., Mancini, A.D., 2021. The Psychological Impact of COVID-19 Pandemic Lockdowns: A Review and Meta-Analysis of Longitudinal Studies and Natural Experiments. *Psychol. Med.* 8–11. <https://doi.org/10.1017/S0033291721000015>.
- Qiu, Q., Qian, S., Li, J., Jia, R., Wang, Y., Xu, Y., 2020. Risk factors for depressive symptoms among Chinese older adults: a meta-analysis. *J. Affect. Disord.* <https://doi.org/10.1016/j.jad.2020.08.036>.
- Core Team, R., 2020. R: A language and environment for statistical computing. *R A Lang. Environ. Stat. Comput. R Found. Stat. Comput. Vienna, Austria*, p. 2020.
- Philip Rajkumar, Ravi, 2020. COVID-19 and mental health: A review of the existing literature. *Asian J. Psychiatry.* 52, 102066.
- Reger, M.A., Stanley, I.H., Joiner, T.E., 2020. Suicide Mortality and Coronavirus Disease 2019 - A Perfect Storm? *JAMA Psychiatry.* <https://doi.org/10.1001/jamapsychiatry.2020.1060>.
- Rek, S.V., Freeman, D., Reinhard, M.A., Bühner, M., Grosen, S., Falkai, P., Adorjan, K., Padberg, F., 2021. Differential psychological response to the COVID-19 pandemic in psychiatric inpatients compared to a non-clinical population from Germany. *Eur. Arch. Psychiatry Clin. Neurosci.* <https://doi.org/10.1007/s00406-021-01291-7>.
- Riehm, K.E., Brenneke, S.G., Adams, L.B., Gilan, D., Lieb, K., Kunzler, A.M., Smail, E.J., Hollingue, C., Stuart, E.A., Kalb, L.G., Thruhl, J., 2020. Association between psychological resilience and changes in mental distress during the COVID-19 pandemic. *J. Affect. Disord.* <https://doi.org/10.1016/j.jad.2020.12.071>.
- Rosebrock, L., Cernis, E., Lambe, S., Waite, F., Rek, S., Petit, A., Ehlers, A., Clark, D.M., Freeman, D., 2021. Catastrophic Cognitions about Coronavirus: The Oxford Psychological Investigation of Coronavirus Questionnaire [TOPIC-Q]. *Psychol. Med.* <https://doi.org/10.1017/S0033291721000283>.
- Russell, D., Peplau, L.A., Cutrona, C.E., 1980. The revised UCLA Loneliness Scale: Concurrent and discriminant validity evidence. *J. Pers. Soc. Psychol.* <https://doi.org/10.1037/0022-3514.39.3.472>.
- Saltzman, L.Y., Hansel, T.C., Bordinick, P.S., 2020. Loneliness, Isolation, and Social Support Factors in Post-COVID-19 Mental Health. *Psychol. Trauma Theory, Res. Pract. Policy* 12, 55–57. <https://doi.org/10.1037/tra0000703>.
- Shanahan, L., Steinhoff, A., Bechtiger, L., Murray, A.L., Nivette, A., Hepp, U., Ribeaud, D., Eisner, M., 2020. Emotional Distress in Young Adults During the COVID-19 Pandemic: Evidence of Risk and Resilience From a Longitudinal Cohort Study. *Psychol. Med.* 1–32. <https://doi.org/10.1017/S003329172000241X>.
- Shi, L., Lu, Z.A., Que, J.Y., Huang, X.L., Liu, L., Ran, M.S., Gong, Y.M., Yuan, K., Yan, W., Sun, Y.K., Shi, J., Bao, Y.P., Lu, L., 2020. Prevalence of and Risk Factors Associated With Mental Health Symptoms Among the General Population in China During the Coronavirus Disease 2019 Pandemic. *JAMA Netw. open* 3, e2014053. <https://doi.org/10.1001/jamanetworkopen.2020.14053>.
- Sommerlad, A., Marston, L., Huntley, J., Livingston, G., Lewis, G., Steptoe, A., Fancourt, D., 2021. Social relationships and depression during the COVID-19 lockdown: Longitudinal analysis of the COVID-19 social study. *Psychol. Med.* <https://doi.org/10.1017/S0033291721000039>.

- Tanaka, T., Okamoto, S., 2021. Increase in suicide following an initial decline during the COVID-19 pandemic in Japan. *Nat. Hum. Behav.* <https://doi.org/10.1038/s41562-020-01042-z>.
- Thomas, P.A., Kim, S., 2020. Lost Touch? Implications of Physical Touch for Physical Health. *Journals Gerontol. Ser. B XX* 1–5. <https://doi.org/10.1093/geronb/gbaa134>.
- Veer, I.M., Riepenhausen, A., Zerban, M., Wackerhagen, C., Puhmann, L.M.C., Engen, H., Köber, G., Bögemann, S.A., Weermeijer, J., Uściłko, A., Mor, N., Marciniak, M.A., Askelund, A.D., Al-Kamel, A., Ayash, S., Barsuola, G., Bartkute-Norkuniene, V., Battaglia, S., Bobko, Y., Bölte, S., Cardone, P., Chvojková, E., Damjanović, K., De Calheiros Velozo, J., de Thurah, L., Deza-Araujo, Y.I., Dimitrov, A., Farkas, K., Feller, C., Gazea, M., Gilan, D., Gnjidić, V., Hajduk, M., Hiekkaranta, A.P., Hofgaard, L.S., Ilen, L., Kasanova, Z., Khanpour, M., Lau, B.H.P., Lenferink, D.B., Lindhardt, T.B., Magas, D., Mituniewicz, J., Moreno-López, L., Muzychka, S., Ntafouli, M., O’Leary, A., Paparella, I., Pöldver, N., Rintala, A., Robak, N., Rosická, A.M., Røysamb, E., Sadeghi, S., Schneider, M., Siugzdaitė, R., Stantić, M., Teixeira, A., Todorovic, A., Wan, W.W.N., van Dick, R., Lieb, K., Kleim, B., Hermans, E.J., Kobylińska, D., Hendler, T., Binder, H., Myin-Germeys, I., van Leeuwen, J.M.C., Tüscher, O., Yuen, K.S.L., Walter, H., Kalisch, R., 2021. Psycho-social factors associated with mental resilience in the Corona lockdown. *Transl. Psychiatry* 11. <https://doi.org/10.1038/s41398-020-01150-4>.
- Vindegard, N., Benros, M.E., 2020. COVID-19 pandemic and mental health consequences: Systematic review of the current evidence. *Brain. Behav. Immun.* <https://doi.org/10.1016/j.bbi.2020.05.048>.
- Wang, J., Lloyd-Evans, B., Giacco, D., Forsyth, R., Nebo, C., Mann, F., Johnson, S., 2017. Social isolation in mental health: a conceptual and methodological review. *Soc. Psychiatry Psychiatr. Epidemiol.* 52, 1451–1461. <https://doi.org/10.1007/s00127-017-1446-1>.
- Wickham, H., 2018. ggplot2: Create Elegant Data Visualisations Using the Grammar of Graphics [WWW Document]. R Packag. version 3.6.1.
- Wingenfeld, K., Spitzer, C., Mensebach, C., Grabe, H.J., Hill, A., Gast, U., Schloesser, N., Höpp, H., Beblo, T., Triessen, M., 2010. Die deutsche Version des Childhood Trauma Questionnaire (CTQ): Erste Befunde zu den psychometrischen Kennwerten The German Version of the Childhood Trauma Questionnaire (CTQ): Preliminary Psychometric Properties. *Psychother. Psychosom. Med. Psychol.* 60, 442–450.
- Xiong, J., Lipsitz, O., Nasri, F., Lui, L.M.W., Gill, H., Phan, L., Chen-Li, D., Iacobucci, M., Ho, R., Majeed, A., McIntyre, R.S., 2020. Impact of COVID-19 pandemic on mental health in the general population: A systematic review. *J. Affect. Disord.* <https://doi.org/10.1016/j.jad.2020.08.001>.
- Yip, P.S.F., Cheung, Y.T., Chau, P.H., Law, Y.W., 2010. The impact of epidemic outbreak: The case of severe acute respiratory syndrome (SARS) and suicide among older adults in Hong Kong. *Crisis.* <https://doi.org/10.1027/0227-5910/a000015>.