



OPEN ACCESS

Original research

Evaluation of the causes of sex disparity in heart failure trials

Holly Morgan,¹ Aish Sinha,¹ Margaret Mcentegart,² Suzanna Marie Hardman,³ Divaka Perera ¹

► Additional supplemental material is published online only. To view, please visit the journal online (<http://dx.doi.org/10.1136/heartjnl-2021-320696>).

¹Cardiovascular Division, King's College London, London, UK

²Cardiology Department, Golden Jubilee National Hospital, Clydebank, UK

³Clinical and Academic Department of Cardiovascular Medicine, Whittington Hospital, London, UK

Correspondence to

Professor Divaka Perera, King's College London, London, UK; divaka.perera@kcl.ac.uk

Received 9 December 2021

Accepted 8 March 2022

Published Online First

31 March 2022

ABSTRACT

Objectives Cardiovascular disease is one of the leading causes of mortality and morbidity in women. Despite this, even in contemporary research, female patients are poorly represented in trials. This study aimed to explore reasons behind the sex disparity in heart failure (HF) trials.

Methods HF trials published in seven high-impact clinical journals (impact factor >20), between 2000 and 2020, were identified. Trials with over 300 participants of both sexes were included. Large HF registries, as well as population statistics, were also identified using the same criteria.

Results We identified 146 HF trials, which included 248 620 patients in total. The median proportion of female patients was 25.8%, with the lowest proportions seen in trials enrolling patients with ischaemic cardiomyopathy (17.9%), severe systolic dysfunction (left ventricular ejection fraction (LVEF) <35%) (21.4%) and those involving an invasive procedure (21.1%). The highest proportion of women was seen in trials assessing HF with preserved LVEF (51.6%), as well as trials including older participants (40.5%). Significant differences were seen between prevalence of female trial participants and population prevalence in all LVEF categories (25.8% vs 49.0%, $p < 0.01$).

Conclusions A significant sex disparity was identified in HF trials, most visible in trials assessing patients with severely reduced LVEF and ischaemic aetiology. This is likely due to a complex interplay between enrolment bias and biological variation. Furthermore, the degree of both these aspects may vary according to trial type. Going forward, we should encourage all HF trials to appraise their recruitment log and suggest reasons for any reported sex disparity.

according to diagnosis.^{5 6} A review of 740 CV trials found that women accounted for only 29% in HF, which, after adjustment for population prevalence, accounted for the lowest representation compared with all other CV pathologies.⁵ In a systematic review of 317 trials investigating HF with reduced ejection fraction (HFrEF), 25.5% of participants were woman, with sex-related eligibility criteria, recruitment in ambulatory settings and male chief investigators all being associated with underenrolment of women.⁶ Furthermore, while women are now equally represented in hypertension trials, the sex distribution in HF trials has been found to be static over a 30-year period.^{5 7}

As such, policies and programmes have been introduced in an attempt to address this, on the assumption that this reflects selection bias.^{8 9} Several journals have released statements prompting investigators that women should be routinely included in trials and that sex-specific analyses should be reported.¹⁰ However, this assertion has not been directly assessed before and an alternative explanation may be that sex-specific differences may lead to different HF phenotypes in men and women. The aim of our study was to explore the relative impact of these factors on differential proportions of women being enrolled in HF trials. In brief, we compared proportions of patients in clinical trials, registries and population data as an indicator of enrolment bias and compared prevalence of women by aetiology and disease characteristics as an indicator of biological variation between men and women.

METHODS

HF trials published in high-impact general medical or CV journals between 2000 and 2020 were identified using the search terms 'heart failure' (MeSH Major Topic) AND 'clinical trial' (Filter). Trials were included if they met the following criteria: published in the English language, >300 participants enrolled, both sexes enrolled and sexes of participants reported. In the case of serial publications, only the headline trial paper was included, with articles reporting post hoc or subgroup analyses excluded. The prevalence of female participants, trial design, study population as well as inclusion and exclusion criteria were recorded. Indicative journals were selected by an impact factor >20 (in 2021) and included four of the most widely read general medical journals (*New England Journal of Medicine*, *The Lancet*, *The British Medical Journal*,

INTRODUCTION

Cardiovascular (CV) disease is the leading cause of mortality in women, accounting for 43%–49% of all deaths.¹ Within CV disease, heart failure (HF) is the only category for which the incidence, prevalence, hospitalisation rate and mortality continues to rise, attributed to the increasing burden of CV risk factors as well as improved survival from acute myocardial infarction.^{1 2} However, patients enrolled in CV clinical trials have been predominantly male, which contrasts with much more balanced proportions encountered in clinical practice and population statistics.^{3 4} Certainly, while female representation in CV trials has more than doubled in the last 40 years, this varies significantly



► <http://dx.doi.org/10.1136/heartjnl-2022-321094>



© Author(s) (or their employer(s)) 2022. Re-use permitted under CC BY-NC. No commercial re-use. See rights and permissions. Published by BMJ.

To cite: Morgan H, Sinha A, Mcentegart M, et al. *Heart* 2022;**108**:1547–1552.

Journal of the American Medical Association) and three specialist CV journals (*European Heart Journal*, *Journal of the American College of Cardiology*, *Circulation*).

Trials were subdivided into different clinically relevant criteria, including diagnostic investigations leading to recruitment, HF aetiology and left ventricular ejection fraction (LVEF).

HF registries were identified using a PubMed search encompassing the same terms in the above journals (online supplemental material). Population statistics were derived from publications in the same journals, which reported national healthcare datasets and primary and secondary care electronic healthcare records (online supplemental material). Ethical approval was not required as this is a retrospective analysis of published data.

Statistical analysis was performed using SPSS software (V.24.0; IBM Corp). Normally distributed data are expressed as mean and compared using the Student's t-test. Non-normal data are expressed as median (IQR) and compared using the Mann-Whitney U test. Study level prevalence data by sex was extracted from each trial; medians for each LVEF/aetiology subcategory were then calculated. All p values are two-sided with a significance threshold of $p < 0.05$.

Patient and public involvement

The initial motivation behind this work came from a Trial Steering Committee meeting for the ongoing trial REVIVED-BCIS2, which includes two patient representatives. It had been identified that very few female patients had been enrolled and the potential reasons behind this, as well as possible actions to address the issue, including this work, were discussed at length.

RESULTS

The PubMed search yielded 905 trials, which were further screened as above (figure 1) and resulted in 146 randomised controlled trials (RCTs) being included in our analysis (table 1). This encompassed 238 813 patients. The overall proportion of women in RCTs was 25.8% (21.3%–36.0%) (figure 2).

Nineteen registries were identified, encompassing 583 742 patients (online supplemental table 2). The female prevalence in RCTs was markedly lower than that in registries (26% vs 40%, $p < 0.01$) (figure 3). Significant differences were also seen

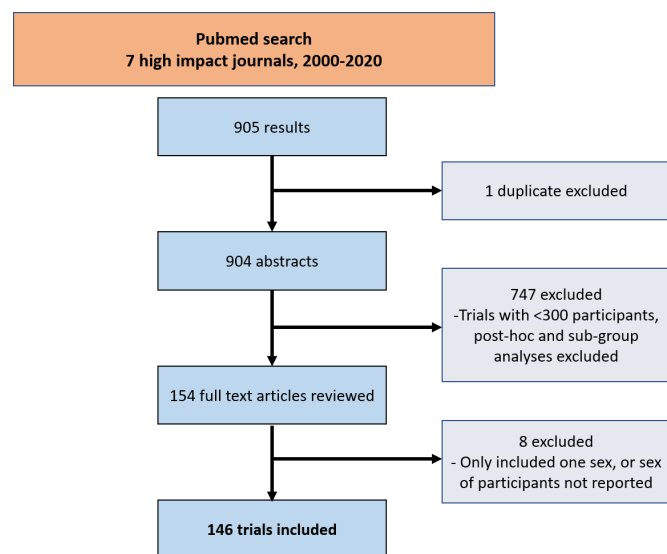


Figure 1 Preferred Reporting Items for Systematic Reviews and Meta-Analyses (PRISMA) diagram. Outline of inclusion and exclusion pathway.

Table 1 Summary of trials, by design characteristics

Trial subtype	No of patients			Age
	Trials		Female proportion	
Invasive procedure/surgery	13	6852	21.1 (19.9–25.3)	64.7 (60.5–69.8)
Device trials	30	26328	23.6 (19.4–27.4)	64.9 (63.5–66.4)
Drug trials	79	180080	26.9 (21.9–40.1)	66.3 (62.8–70)
Outpatient care	18	19589	29.7 (22.8–41.7)	66.3 (63.6–70.9)
Diagnostic trials	10	7384	39.4 (32.6–48.8)	74 (63.1–77)
Older participants	5	4449	40.5 (37.0–55.1)	76 (76–76.5)
All invasive/procedural*	40	30680	23.3 (18.2–26.8)	64.9 (62.8–66.8)
All non-invasive	106	208133	28.8 (22–40.5)	66.3 (63–70)
All trials	146	238813	25.8 (21.3–36.0)	66 (63–69.5)

Age shown as median (IQR). Note some trials fit into more than one category, for example, device and outpatient care; medication and older participant. Invasive procedure—including percutaneous coronary intervention, intra-aortic balloon pump, impella, mitralclip, ablation trials. Outpatient care—for example, remote monitoring, outpatient HF follow up and education trials. Diagnosis—for example, early use of BNP, use of HF risk scores on admission, care bundle trials. Older participants—minimum age 45 (1 trial), 60 (1 trial), 70 (2 trials) and 75 (1 trial).
*Including any invasive coronary, valvular, surgical or device insertion procedure.
BNP, B-type natriuretic peptide; HF, heart failure.

between prevalence of female trial participants and population prevalence (table 2). Of the different classifications of HF, the largest difference in sex-based representation was in all-comer HF trials (RCTs vs registries 8.4%, $p = 0.08$; RCTs vs population 13.6%, $p < 0.01$) (table 2).

Trial populations had a lower median age compared with registries and population statistics (RCTs 66 years (63–69.5), registries 70.3 years (67.3–75.3), population 74 years (72.1–77.4)) (figure 2).

The lowest proportion of women was seen in trials exclusively enrolling patients with ischaemic cardiomyopathy (ICM vs NICM: 17.9% (11.7%–21.2%) vs 27.5% (25.8%–29.4%); $p < 0.01$, online supplemental table 4) and with severe LV systolic dysfunction (LVEF $< 35\%$) only (table 2). The highest proportion of women was seen in trials recruiting patients with HF with preserved ejection fraction (HFpEF) (figure 4), as well as trials assessing only older patients (table 1).

Trials involving an invasive procedure or surgical treatment had the lowest prevalence of women (cumulative prevalence 21.2%, figure 2). Conversely, there was a higher proportion of women in studies investigating HF presentation including the use of risk scores (39.4%); these trials also had a higher median age (table 1).

Multiple trials reported outcomes by participant sex; two trials from either end of the female proportion spectrum are shown (online supplemental table 5). In all sex-specific analyses, women were older and had lower rates of smoking. Furthermore, some trials were identified to have an upper age limit, including GALATIC-HF, SCD-HEFT, PROTECT-2 and IABP-SHOCK-2. It was also identified that STICH and PARR-2 excluded women of childbearing age.

Among the registries that reported at least one sex-specific outcome ($n = 16$), four did not find differences between sexes in the use of guideline-directed medical therapy, while four reported lower rates in women. Three registries specifically discussed investigations, one reporting lower use of echocardiography in women, one reporting lower use of coronary angiography and one reporting lower use of all procedure-orientated therapy (including angiography, percutaneous coronary intervention, haemodynamic support, coronary artery bypass

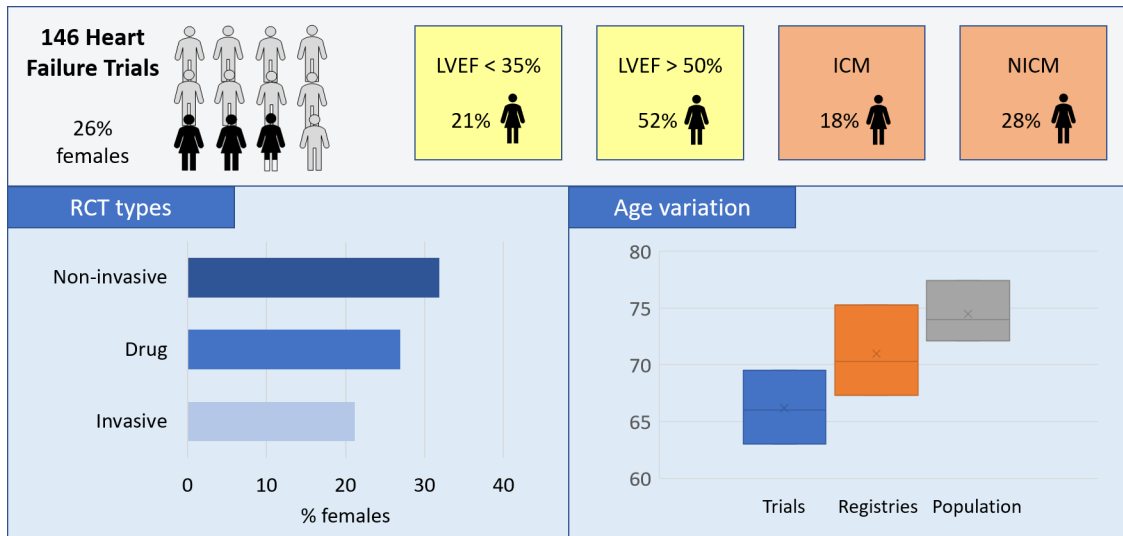


Figure 2 Across all trials, the median proportion of women was 26%, with the lowest proportions seen in trials assessing patients with severely impaired left ventricular function and ischaemic cardiomyopathy. ICM, ischaemic cardiomyopathy; LVEF, left ventricular ejection fraction; NICM, non-ischaemic cardiomyopathy; non-invasive, outpatient care and diagnostic trials; RCTs, randomised controlled trials.

grafting and device implantation). Female patients were less likely to receive an implantable device, even after controlling for LVEF in two registries. Three registries reported that female patients were less likely to be followed up in specialised services. Five reported sex-specific mortality outcomes; three reported no significant differences (OPTIMIZE-HF, ADHERE-HFpEF, REPORT-HF) and two reported women had a higher mortality rate (ESC-HF-LT, GARFIELD-AF).

DISCUSSION

We have found a major disparity in sex representation in HF trials, with a median female proportion of 26% across 146 randomised control trials. The novel findings of this study are: (1) a negative correlation between the proportion of women recruited and the degree of LV systolic dysfunction, with women less frequently recruited into HFrEF than HEpEF trials and (2) variation in proportion of women enrolled by HF aetiology, being least often represented in ischaemic cardiomyopathy; (3) marked variation in the proportions of women included in trials compared with registries or population series.

Although other authors have previously reported a sex disparity in individual HF trials and meta-analyses, an appraisal of the underlying reasons behind this has been missing. Furthermore, previous reports have regarded HF trials as a single entity, but as we have shown, HF is a broad description that encompasses heterogeneous conditions, each of which may be affected differentially by enrolment bias (encompassing physician-related selection bias and patient-related participation bias) and biological variation. The findings of our study show that the relative contribution of each determinant varies with the type of condition resulting in HF as well as the nature of the intervention being assessed in each trial. To this extent and the entry criteria into these trials are equally varied; therefore, there is a significant disparity in the types of patients that are recruited into these studies.

Sex disparity in ICM

Trials for patients with ICM have the highest sex disparity, with only 26% of the participants being women. Furthermore, among trial of ICM itself, those designed to evaluate an invasive

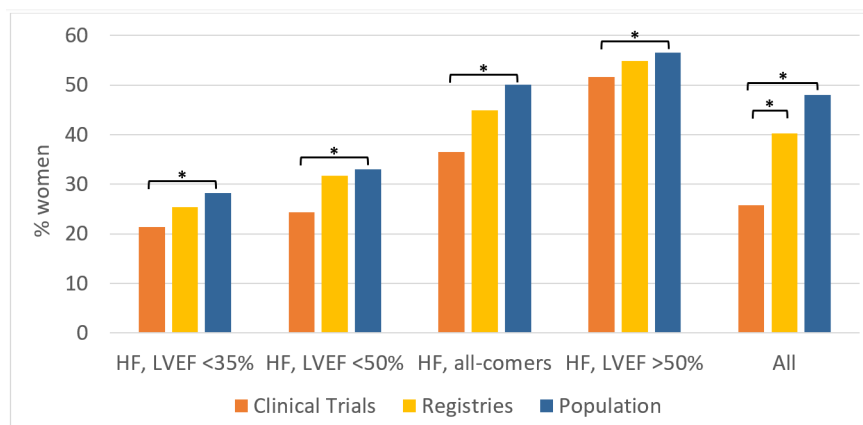


Figure 3 Female representation in research. Proportion of women in trials, registries and the population. HF, heart failure; LVEF, left ventricular ejection fraction.

Table 2 Proportion of women in trials, registries and population statistics (median (IQR))

	Trial	Registries	Population	P value (trials to registries)	P value (trials to population)
HF, LVEF <35%	21.4 (17.7–25.7)	25.4 (23.7–27.2)	28.2 (26.0–30.4)	0.21	0.02
HF, LVEF <50%	24.3 (21.7–32.0)	31.7 (31.2–37.0)	33 (29.0–40.0)	0.14	0.03
All HF (no LVEF specified)	36.5 (29.2–47.2)	44.9 (33.9–52.8)	50.1 (48.0–51.8)	0.08	<0.01
HF, LVEF >50%	51.6 (48.6–52.0)	54.8 (50.8–61.0)	56.5 (52.2–64.8)	0.15	0.01
All	25.8 (21.3–36.0)	40.2 (32.3–52.8)	49.0 (38.2–53.4)	<0.01	<0.01

HF, heart failure; LVEF, left ventricular ejection fraction.

treatment (such as coronary artery bypass surgery) have the lowest prevalence of women. It has been previously reported that female patients are more likely to prefer lifestyle-based interventions as opposed to procedure-based interventions,⁵ representing patient-related bias. Sex-based diagnostic and therapeutic biases have previously been demonstrated in clinical practice.¹¹ We identified that even after hospitalisation, female patients are less likely to be followed up in specialised cardiac services.^{12 13} This may result in fewer opportunities for consideration of entering these patients into clinical trials.

While these represent enrolment bias, there is evidence to suggest that biological variation may also play a significant role in accounting for the sex disparity in ICM trials. Women have smaller epicardial coronary artery diameter, and yet, similar coronary flow reserve compared with men; this is achieved by higher baseline and hyperaemic coronary blood flow.¹⁴ This has been hypothesised to reduce lipid accumulation and delay development of coronary plaques through enhanced wall shear stress.¹² Women, when presenting with an acute coronary syndrome, are less likely to have extensive coronary disease or functionally significant coronary artery stenoses^{15 16}; therefore, making them less likely to develop ICM. Furthermore, oestradiol has been hypothesised to play a crucial role in preventing, or delaying the onset of, obstructive coronary artery disease in women. There is evidence that oestrogen increases myocyte resistance to ischaemia, with rodent studies finding superior post-ischaemic recovery of LV function and reduced infarct size

in female rats, hypothesised to occur via oestrogen-mediated protein kinase C signalling.¹⁷ Indeed, in an HF registry of 9428 patients with HF, ischaemic heart disease was the aetiology in 49% of men and 28% of women¹⁸; this very closely mirrors our findings of 26% female prevalence in ICM trials. These provide a case in support for biological variation playing a significant contributory role in the sex disparity in trials investigating patients with ICM.

Sex disparity in HFrEF versus HFpEF trials

After ICM, trials recruiting only patients with HFrEF have the highest sex disparity. Studies have consistently reported that women with HF have a higher mean LVEF, which may put them beyond the threshold for trial recruitment in HFrEF trials. They may also not tolerate target HF medication doses. The PARADIGM-HF inclusion criteria included LVEF \leq 35%, raised natriuretic peptide plasma concentration, a systolic blood pressure \geq 95 mm Hg, estimated glomerular filtration rate \geq 30 mL/min and a tolerated period of enalapril 20 mg daily (or equivalent). Norberg *et al*¹⁹ applied these inclusion criteria to their real-life patient cohort and found that only 16% of their female patients would have been eligible to partake in the study, largely due to female patients not meeting target medication doses. Other work has identified that lower doses of prognostic medications are required in female patients to achieve similar benefits^{20 21}; therefore, suitable female patients may be excluded.

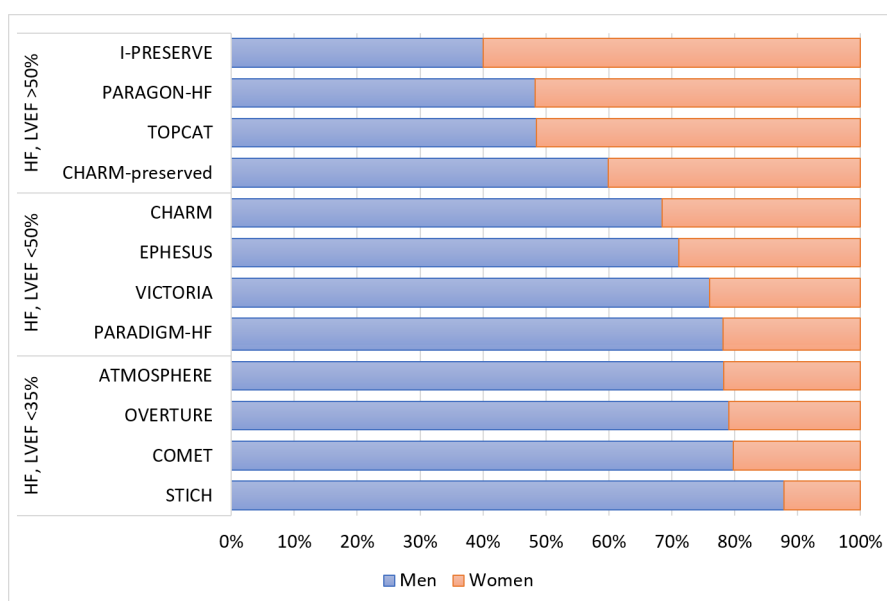


Figure 4 Sex prevalence in HF trials. Male and female prevalence in different HF trial categories; largest four trials from each subgroup shown. HF, heart failure; LVEF, left ventricular ejection fraction; trial acronyms*: I-PRESERVE, PARAGON-HF, TOPCAT, CHARM-preserved, CHARM, EPHEBUS, Victoria, PARADIGM-HF, ATMOSPHERE, OVERTURE, comet, STICH, *see online supplemental material.

This represents physician-related enrolment bias but also highlights the potential for oversight in trial design.

On the contrary, women are more susceptible to certain coronary vasomotor disorders due to sex-specific risk factors, such as systemic inflammation and endocrine changes. Oestradiol is generally protective against inflammation and reduced oestrogen levels post-menopause are associated with altered vascular function, heightened systemic inflammation and upregulation of the renin–angiotensin–aldosterone and sympathetic nervous systems.²² These have all been implicated in the pathogenesis of HFpEF and serve as the reasons for why women may be biologically more likely to develop HFpEF than HFrEF.²³

Influence of patient and physician on likelihood of enrolment

Patient-related enrolment bias

It has been demonstrated that women perceive higher personal harm from involvement in research and have been found to be less willing to partake in trials than their male counterparts.²⁴ This has been hypothesised to be related to cultural differences, greater childcare responsibilities and even related to the sex of researchers recruiting patients.^{5 25 26}

Physician-related enrolment bias

RCTs included a younger population than registries, and both RCTs and registries had a lower median age when compared with population statistics. Older patients are under-represented in trials,⁵ with RCT patient cohorts being consistently younger compared with registry populations.²⁷ As female patients presenting with HF are more likely to have significant comorbidities and be of older age, they are more likely to meet exclusion criteria in such trials.^{6 27 28} As identified here, some trials set an upper age limit or excluded women of childbearing age, both of which would disproportionately impact recruitment of female patients.⁶ Other work has found that higher numbers of women are excluded during trial screening.⁷ Van Spall *et al*²⁷ reported that common medical conditions and older age were the reason for trial exclusion in 81.3% and 38.5% of trials, respectively.

Putting our findings into wider context

The sex disparity in HF trials may have implications on the management of female patients with HF. The majority of evidence-based pharmacotherapy, device and intervention strategies in HF management are currently based on populations comprised largely of male patients. Therefore, if the women are truly under-represented, then this represents a significant void that needs to be urgently addressed. However, and as is clearly evidenced by the arguments pertaining to biological variations between the sexes, we must be cautious when trying to achieve preconceived parity in sex representation in HF trials. There is certainly growing evidence that biological variation plays a significant role in the sex disparity seen in certain HF trials. It is probable that the interplay between enrolment bias and biological variation is complex and varies according to each study; for example, in trials enrolling patients with ICM, it may be that biological variation plays a more dominant role, while enrolment bias may play a dominant role in trials mandating invasive procedures before recruitment. Rather than striving to always achieve 50% female representation, researchers should make efforts to ascertain population prevalence, which in turn should influence trial design and eligibility criteria on the one hand and equitable recruitment strategies on the other hand. In this context, true equality may be best served by ensuring that every eligible patient has the same chance of being included in the appropriate

trial and initiatives, such as ‘WIN-her’, by *Boston Scientific* may go some way to achieving this.

Limitations

The limitations of this study include that it is a retrospective analysis of published work, and therefore, reasons for individual patient exclusion cannot be explored in detail. Furthermore, we were unable to compare characteristics between men and women within trial cohorts unless this was reported by the original authors. Ideally, trial and registry recruitment would be followed prospectively and this should be an area for future work.

CONCLUSIONS

Sex disparity exists in HF trials and across all subgroups, but most visible in trials assessing patients with severely reduced LVEF and ICM. This is likely due to a complex interplay between enrolment bias and biological variation. Furthermore, the degree of enrolment bias and biological variation may vary according to the study type. Going forward, we should encourage all trials recruiting patient with HF to appraise their recruitment log and suggest reasons for any reported sex-specific disparity.

Key messages

What is already known on this subject?

⇒ Female participation in cardiovascular clinical trials has consistently been lower than that of men. Compared with all other cardiovascular pathologies, this is most marked in heart failure (HF) trials. Although this sex disparity in HF research has been previously reported, reasons for this remain unclear, and until they are identified we cannot effectively address this issue.

What might this study add?

⇒ This study identified a significant sex disparity in HF trials, with a negative correlation between the proportion of women recruited and the degree of left ventricular systolic dysfunction, with women less likely to be recruited into HF with reduced ejection fraction than HF with preserved ejection fraction trials and furthermore significant variation by HF aetiology with women less likely to be represented in ischaemic cardiomyopathy. While differential biology may account for some of the disparity, enrolment bias is also an important contributing factor, which must be addressed.

How might this impact on clinical practice?

⇒ Given the sex disparity in HF trials, it may be argued that the guideline recommendations, based on the aforementioned trials, may not necessarily be generalisable to female patients with HF. In this work, we have described a number of recommendations for future HF research. Clinicians must be aware of unconscious biases in their management and investigation of female HF patients. Trial paperwork and design should encourage and support female participation. Inclusion and exclusion criteria should be reviewed to ensure female patients are not unwittingly penalised. There must be clear documentation of those screened but excluded, with consideration of simultaneous registries.

Contributors HM conceived the idea, conducted the search, analysed the results and drafted the manuscript. AS conducted the search, repeated all analyses and drafted the manuscript. MM and SMH supervised the work, reviewed and edited

the manuscript. DP conceived the idea, reviewed and edited the manuscript and is responsible for the overall content as the guarantor.

Funding This work was supported by the British Heart Foundation (Fellowship FS/CRTF/21/24190 to HM), the Medical Research Council (Fellowship MR/T029390/1 to AS) and the National Institute for Health Research (Biomedical Research Centre Award to Guy's and St Thomas' NHSFT and King's College London).

Competing interests None declared.

Patient and public involvement Patients and/or the public were involved in the design, or conduct, or reporting, or dissemination plans of this research. Refer to the Methods section for further details.

Patient consent for publication Not applicable.

Ethics approval Not applicable.

Provenance and peer review Not commissioned; externally peer reviewed.

Data availability statement Data are available upon reasonable request. All data relevant to the study are included in the article.

Supplemental material This content has been supplied by the author(s). It has not been vetted by BMJ Publishing Group Limited (BMJ) and may not have been peer-reviewed. Any opinions or recommendations discussed are solely those of the author(s) and are not endorsed by BMJ. BMJ disclaims all liability and responsibility arising from any reliance placed on the content. Where the content includes any translated material, BMJ does not warrant the accuracy and reliability of the translations (including but not limited to local regulations, clinical guidelines, terminology, drug names and drug dosages), and is not responsible for any error and/or omissions arising from translation and adaptation or otherwise.

Open access This is an open access article distributed in accordance with the Creative Commons Attribution Non Commercial (CC BY-NC 4.0) license, which permits others to distribute, remix, adapt, build upon this work non-commercially, and license their derivative works on different terms, provided the original work is properly cited, appropriate credit is given, any changes made indicated, and the use is non-commercial. See: <http://creativecommons.org/licenses/by-nc/4.0/>.

ORCID iD

Divaka Perera <http://orcid.org/0000-0001-6362-1291>

REFERENCES

- Virani SS, Alonso A, Aparicio HJ, *et al*. Heart disease and stroke Statistics-2021 update: a report from the American heart association. *Circulation* 2021;143:e254–743.
- Gheorghide M, Sopko G, De Luca L, *et al*. Navigating the crossroads of coronary artery disease and heart failure. *Circulation* 2006;114:1202–13.
- Foundation BH. Heart & Circulatory Disease Statistics 2021 BHF: Heart statistics publications, 2021. Available: <https://www.bhf.org.uk/what-we-do/our-research/heart-statistics/heart-statistics-publications>
- Galvao M, Kalman J, DeMarco T, *et al*. Gender differences in in-hospital management and outcomes in patients with decompensated heart failure: analysis from the acute decompensated heart failure national registry (adhere). *J Card Fail* 2006;12:100–7.
- Jin X, Chandramouli C, Allocco B, *et al*. Women's participation in cardiovascular clinical trials from 2010 to 2017. *Circulation* 2020;141:540–8.
- Whitelaw S, Sullivan K, Eliya Y, *et al*. Trial characteristics associated with under-enrolment of females in randomized controlled trials of heart failure with reduced ejection fraction: a systematic review. *Eur J Heart Fail* 2021;23:15–24.
- Scott PE, Unger EF, Jenkins MR, *et al*. Participation of Women in Clinical Trials Supporting FDA Approval of Cardiovascular Drugs. *J Am Coll Cardiol* 2018;71:1960–9.
- Ovseiko PV, Greenhalgh T, Adam P, *et al*. A global call for action to include gender in research impact assessment. *Health Res Policy Syst* 2016;14:50.
- Freedman LS, Simon R, Foulkes MA, *et al*. Inclusion of women and minorities in clinical trials and the NIH Revitalization Act of 1993--the perspective of NIH clinical trialists. *Control Clin Trials* 1995;16:277–85.
- Peters SAE, Woodward M, Jha V, *et al*. Women's health: a new global agenda. *BMJ Glob Health* 2016;1:e000080.
- Nguyen JT, Berger AK, Duval S, *et al*. Gender disparity in cardiac procedures and medication use for acute myocardial infarction. *Am Heart J* 2008;155:862–8.
- Haider A, Bengs S, Luu J, *et al*. Sex and gender in cardiovascular medicine: presentation and outcomes of acute coronary syndrome. *Eur Heart J* 2020;41:1328–36.
- Ghare MI, Chandrasekhar J, Mehran R, *et al*. Sex Disparities in Cardiovascular Device Evaluations: Strategies for Recruitment and Retention of Female Patients in Clinical Device Trials. *JACC Cardiovasc Interv* 2019;12:301–8.
- Lansky AJ, Ng VG, Maehara A, *et al*. Gender and the extent of coronary atherosclerosis, plaque composition, and clinical outcomes in acute coronary syndromes. *JACC Cardiovasc Imaging* 2012;5:S62–72.
- Mendes LA, Davidoff R, Cupples LA, *et al*. Congestive heart failure in patients with coronary artery disease: the gender paradox. *Am Heart J* 1997;134:207–12.
- Zandecki L, Janion-Sadowska A, Kurzawski J, *et al*. Clinical presentation and 3-year outcomes of patients with acute coronary syndromes and non-obstructive coronary arteries on angiography. *PLoS One* 2020;15:e0234735.
- Bae S, Zhang L. Gender differences in cardioprotection against ischemia/reperfusion injury in adult rat hearts: focus on Akt and protein kinase C signaling. *J Pharmacol Exp Ther* 2005;315:1125–35.
- Lainščak M, Milinković I, Polovina M, *et al*. Sex- and age-related differences in the management and outcomes of chronic heart failure: an analysis of patients from the ESC HFA EORP heart failure long-term registry. *Eur J Heart Fail* 2020;22:92–102.
- Norberg H, Bergdahl E, Lindmark K. Eligibility of sacubitril-valsartan in a real-world heart failure population: a community-based single-centre study. *ESC Heart Fail* 2018;5:337–43.
- Sullivan K, Doumouras BS, Santema BT, *et al*. Sex-Specific differences in heart failure: pathophysiology, risk factors, management, and outcomes. *Can J Cardiol* 2021;37:560–71.
- Tamargo J, Rosano G, Walther T, *et al*. Gender differences in the effects of cardiovascular drugs. *Eur Heart J Cardiovasc Pharmacother* 2017;3:163–82.
- Klein SL, Flanagan KL. Sex differences in immune responses. *Nat Rev Immunol* 2016;16:626–38.
- Sinha A, Rahman H, Webb A, *et al*. Untangling the pathophysiologic link between coronary microvascular dysfunction and heart failure with preserved ejection fraction. *Eur Heart J* 2021;42:4431–41.
- Ding EL, Powe NR, Manson JE, *et al*. Sex differences in perceived risks, distrust, and willingness to participate in clinical trials: a randomized study of cardiovascular prevention trials. *Arch Intern Med* 2007;167:905–12.
- Reza N, Tahhan AS, Mahmud N, *et al*. Representation of women authors in international heart failure guidelines and contemporary clinical trials. *Circ Heart Fail* 2020;13:e006605.
- Lau ES, Hayes SN, Volgman AS, *et al*. Does patient-physician gender concordance influence patient perceptions or outcomes? *J Am Coll Cardiol* 2021;77:1135–8.
- Van Spall HGC, Toren A, Kiss A, *et al*. Eligibility criteria of randomized controlled trials published in high-impact general medical journals: a systematic sampling review. *JAMA* 2007;297:1233–40.
- McMurray JJV, Jackson AM, Lam CSP, *et al*. Effects of Sacubitril-Valsartan versus valsartan in women compared with men with heart failure and preserved ejection fraction: insights from PARAGON-HF. *Circulation* 2020;141:338–51.