


 Cite this: *RSC Adv.*, 2020, 10, 17288

SO₂F₂-Mediated one-pot cascade process for transformation of aldehydes (RCHO) to cyanamides (RNHCN)†

 Yiyong Zhao,^a Junjie Wei,^b Shuting Ge,^a Guofu Zhang^{*a} and Chengrong Ding^{id}^{*a}

Received 22nd March 2020

Accepted 21st April 2020

DOI: 10.1039/d0ra02631j

rsc.li/rsc-advances

A simple, mild and practical cascade process for the direct conversion of aldehydes to cyanamides was developed featuring a wide substrate scope and great functional group tolerability. This method allows for transformations of readily available, inexpensive, and abundant aldehydes to highly valuable cyanamides in a pot, atom, and step-economical manner with a green nitrogen source. This protocol will serve as a robust tool for the installation of the cyanamide moiety in various complicated molecules.

As a class of multistep, one-pot processes without the separation of intermediates, the cascade (tandem or domino) reactions have been acknowledged as one of the most powerful tools in modern chemistry with the features of atom-economy, saving power and consumption, better resource management, easy purification and lowest waste generation while still providing a higher yield than the traditional reactions.¹ Therefore, designing controllable cascade reactions with excellent molecular efficiencies and high selectivity is a very challenging but rather highly desirable and strategic key element for modern synthetic and sustainable chemistry.² Cyanamides represent the core motif in biologically active molecules and have been widely used in pharmaceuticals and functionalized materials.³ As a reactive N–C–N building block, cyanamides are more commonly used as a precursor in the synthesis of pharmaceutically important N-containing heterocycles and *N*-alkyl or *N*-aryl imides.⁴ Despite their versatile applications, only a limited number of synthetic routes have been reported for cyanamides in the literature.⁵ The most frequently adopted method is the direct cyanation of amines using cyanogen halides,⁶ which is overshadowed by its acute toxicity, unfavorable physical properties and sensitivity to moisture.⁷ Another straightforward approach is the direct alkylation of cyanamides; however, *N,N*-dialkylated cyanamides are usually obtained due to the competing alkylation of monoalkylated cyanamides.⁸ Other approaches include the dehydrosulfurization of thiourea,⁹ the dehydration of urea, and the conversion from isocyanides, isocyanates, or isothiocyanates.¹⁰ These above methods are mutually complementary since they all originate from the corresponding amines with multistep manipulations. In addition,

some of the transformations require harsh conditions or hazardous reagents. Recently, several new cyanide sources, including CuCN,¹¹ AIBN,¹² TMSCN,¹³ and imidazolium thiocyanates,¹⁴ were employed in the direct *N*-cyanation of amines to synthesize cyanamides. As an alternative approach, the Tiemann rearrangement of amidoximes attracted chemists' interest in the synthesis of cyanamides.¹⁵ In 2014, Chien reported that benzenesulfonyl chlorides (TsCl or *o*-NsCl) promoted the Tiemann rearrangement of amidoximes to generate the corresponding cyanamides.¹⁶ However, it was highly dependent on the electronic effect of the substrates and required rigorous reaction conditions, pre-synthesis of substrates and redundant work-up.

Recently, sulfuryl fluoride (SO₂F₂),¹⁷ an inexpensive (about 1\$ per kg), abundant and relatively inert electrophile (stable up to 400 °C when dry) has attracted significant attention to be used for SuFEx click chemistry and other versatile manipulations.¹⁸ A perusal of the literature revealed that the protons of phenolic hydroxyls or oximes hydroxyls can activate the exchange of the S–F bonds in SO₂F₂ for the S–O bonds to afford functional products, and the fluorosulfate functional group (–OSO₂F) can be applied in a controllable and targeted manner for varied transformations.¹⁹ Most recently, our group reported a mild and robust method for efficiently converting aldoximes into the corresponding nitriles mediated by SO₂F₂/base in a green manner (Scheme 1, a).^{20a} Subsequently, an efficient method for the activation of the Beckmann rearrangement of ketoximes into amides or lactams utilizing SO₂F₂ was developed in our lab (Scheme 1, b).^{20b} Coincidentally, we found that SO₂F₂ could also promote the Tiemann rearrangement of amidoximes which were generated from corresponding nitriles to generate the corresponding cyanamides in good to excellent yields (Scheme 1, c).^{20c} Upon viewing the high value of cyanamide moieties, the easy availability of aldehydes, and our continuous efforts on the utilization of SO₂F₂ for chemical transformations of oximes

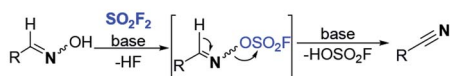
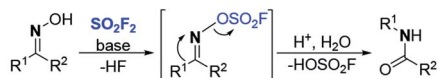
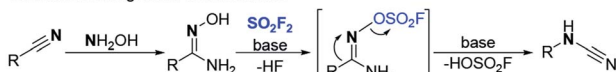
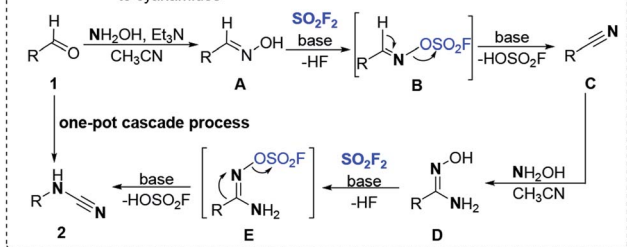
^aCollege of Chemical Engineering, Zhejiang University of Technology, Hangzhou 310014, People's Republic of China. E-mail: gzfzhang@zjut.edu.cn; dingcr@zjut.edu.cn

^bZhejiang Emission Trading Center, Hangzhou 310014, People's Republic of China

† Electronic supplementary information (ESI) available. See DOI: 10.1039/d0ra02631j



Our previous Work:

a) SO₂F₂-promoted dehydration of aldoximes to nitrilesb) SO₂F₂-promoted Beckmann rearrangement of ketoximes to amidesc) SO₂F₂-promoted one-pot process for converting nitriles to cyanamides involving Tiemann rearrangement of amidoximesd) This work: SO₂F₂-promoted one-pot cascade process for converting aldehydes to cyanamidesScheme 1 Our works on transforming of oximes mediated by SO₂F₂.

(aldoximes, ketoximes, and amidoximes),²⁰ we proposed a one-pot process for direct conversion of aldehydes to cyanamides through a cascade sequence following similar mechanism as our cascade nitrile synthesis process. We envisioned that in common polar solvent acetonitrile (CH₃CN), aldehydes **1** would react with NH₂OH to provide the aldoxime intermediate **A** after dehydration, and the aldoxime will further react with SO₂F₂ to generate the corresponding sulfonyl ester **B**, and with the assistance of the base, the following β-elimination of the precursor sulfonyl ester **B** would generate the desired carbon–nitrogen triple bonds of nitriles **C**. Subsequently, the nitriles are transformed to the amidoxime intermediate **D** reacting with NH₂OH through a nucleophilic addition and dehydration process; then the amidoxime was deprotonated with SO₂F₂ under the promotion of the base to form the corresponding sulfonyl ester **E**, and the N–O bond cleavage occurred with concomitant R group migration over to the C–N bond to furnish the *N*-substituted cyanamides **2** (Scheme 1, **d**).

We conducted our initial study with benzaldehyde **1a** as the model substrate to examine the feasibility of the proposed transformation. Accordingly, after screening a large variety of conditions as shown in Table 1. Considering of inorganic bases have significant advantages over their organic counterparts,²¹ inorganic bases, including K₂CO₃, Na₂CO₃, KHCO₃, NaHCO₃ and Na₃PO₄, were firstly screened (entries 1–5). Although inorganic bases were more advantageous than organic bases in Qin's oxidation system,¹⁹ we were disappointed to find that the use of inorganic bases provided only a trace amount of the desired product **2a**. It is worth noting that the use of 1,8-diazabicyclo[5.4.0]undec-7-ene (DBU) and *N,N*-diisopropylethylamine (DIPEA) provided 40% and 68% isolated yields of the

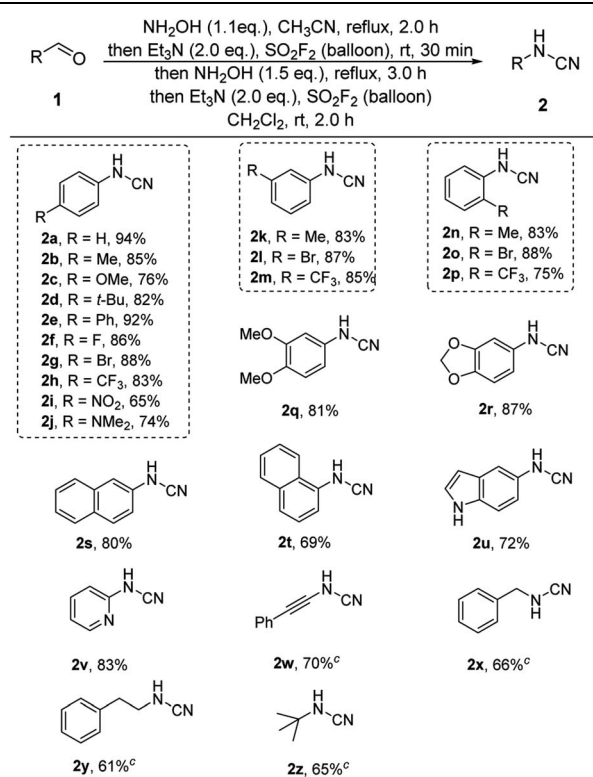
Table 1 Optimization of reaction conditions^a

Entry	Base 1 (2.0 equiv.)	Base 2 (2.0 equiv.)	Yield ^b (2a , %)
1	K ₂ CO ₃	K ₂ CO ₃	5
2	Na ₂ CO ₃	Na ₂ CO ₃	<1
3	KHCO ₃	KHCO ₃	<1
4	NaHCO ₃	NaHCO ₃	<1
5	Na ₃ PO ₄	Na ₃ PO ₄	7
6	DBU	DBU	40
7	DIPEA	DIPEA	68
8	Et ₃ N	Et ₃ N	94
9	Et ₃ N	DBU	47
10	Et ₃ N	DIPEA	75
11	DBU	Et ₃ N	86
12	DIPEA	Et ₃ N	89
13 ^c	Et ₃ N	Et ₃ N	90
14 ^d	Et ₃ N	Et ₃ N	78
15 ^e	Et ₃ N	Et ₃ N	51

^a Reaction conditions: benzaldehyde **1a** (1.0 mmol), 50 wt% NH₂OH (1.2 mmol, 1.2 equiv.), CH₃CN (10 mL), reflux, 2.0 h; then Base **1** (2.0 mmol, 2.0 equiv.), and SO₂F₂ (balloon), r.t., 30 min; then 50 wt% NH₂OH (1.5 mmol, 1.5 equiv.), reflux, 3.0 h; then the mixture was concentrated, base **2** (2.0 mmol, 2.0 equiv.), CH₂Cl₂ (10 mL), and SO₂F₂ (balloon), r.t., 2.0 h. ^b Isolated yields. ^c NH₂OH·HCl (1.2 mmol, 1.2 equiv.) and Base **1** (1.5 mmol, 1.5 equiv.) were used to replace 50 wt% NH₂OH in the first step of one-pot process. ^d NH₂OH·HCl (1.5 mmol, 1.5 equiv.) and Base **2** (2.0 mmol, 2.0 equiv.) were used to replace 50 wt% NH₂OH in the third step of one-pot process. ^e The reaction mixture wasn't concentrated, and carried out in CH₃CN in the fourth step of one-pot process.

desired product, respectively, while the use of triethylamine (Et₃N) assisted the reaction more efficiently to generate the desired product **2a** in a great isolated yield of 94% (entries 6–8). It is not surprising to find that fixing Et₃N as base **1** and switching base **2** to DBU and DIPEA, or fixing Et₃N as base **2** and switching base **1** to DBU and DIPEA caused varying degrees decreased yields of the product **2a** (entries 9–12).²⁰ Hence, further studies were carried out by using Et₃N as base since it provided the best yield of **2a** to 94% isolated yield (entry 8). Although solid NH₂OH·HCl is easier to operate and more inexpensive than 50 wt% NH₂OH (aqueous solution), the moderate decreased yields of **2a** were occurred when using NH₂OH·HCl instead of 50 wt% NH₂OH as the nitrogen source (entries 13, 14). Subsequently, in order to simplify the operation, the reaction mixture wasn't concentrated and carried out in CH₃CN in the fourth step of one-pot process, however, efficiency was sharply decreased (entry 15). Therefore, the conditions of entry 8 were chosen as the standard procedure for the examinations of functional group tolerability and substrate scope.

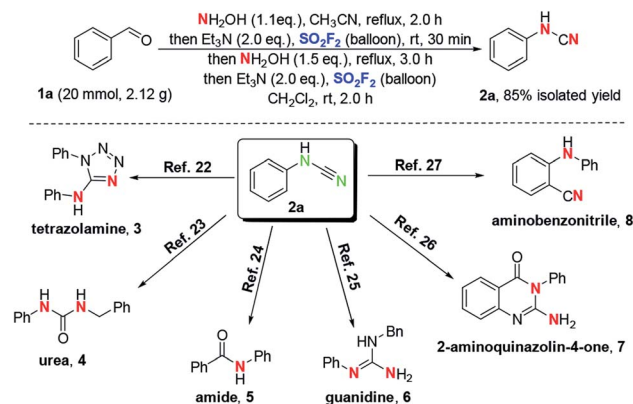
Next, we evaluated the substrate scopes, functional group compatibility and limitation of the one-pot cascade process (Table 2). In most cases, the corresponding aldehydes,

Table 2 Scope of this SO₂F₂-promoted one-pot cascade process.^{a,b}

^a Reaction conditions: aldehyde **1** (1.0 mmol), 50 wt% NH₂OH (1.2 mmol, 1.2 equiv.), CH₃CN (10 mL), reflux, 2.0 h; then Et₃N (2.0 mmol, 2.0 equiv.), and SO₂F₂ balloon, r.t., 30 min; then 50 wt% NH₂OH (1.5 mmol, 1.5 equiv.), reflux, 3.0 h; then the mixture was concentrated, Et₃N (2.0 mmol, 2.0 equiv.), CH₂Cl₂ (10 mL), and SO₂F₂ balloon, r.t., 2.0 h. ^b Isolated yields. ^c Stirring 6.0 h for the fourth step of one-pot process.

including aromatic and aliphatic substituted aldehydes, were successfully furnished in moderate to great yields (**2a–2y**). Both electron-donating (**2b–2e**) and electron-withdrawing groups (**2f–2i**) were all well tolerated under the standard reaction conditions. Notably, the satisfactory results showed that the position of the substituents on the aryl rings exhibited insignificant influence on the efficiency (**2b**, **2g**, **2h** vs. **2k–2m** vs. **2n–2p**). Furthermore, multi-functionalized benzylic aldehydes (**2q**, **2r**) and naphthalene aldehydes (**2s**, **2t**) were also successfully converted into their corresponding cyanamide products in moderate to great yields. Excitingly, a set of heterocyclic benzylic aldehydes (**2u**, **2v**) were successfully converted into their corresponding cyanamides in acceptable yields. Besides, the phenylpropionaldehyde **1w** was also converted to give the final product at a 70% isolated yield (**2w**). For aliphatic moieties, the representative aldehydes (**2x–2z**) were also successfully transformed into their corresponding cyanamides with moderate yields.

In order to further demonstrate the practicality of this novel cascade process, a gram-scale (20 mmol, 2.12 g) reaction was performed under standard conditions (Scheme 2). The desired *N*-phenylcyanamide **2a** was obtained with 85% isolated yield.

Scheme 2 The gram-scale preparation and further transformations of *N*-phenylcyanamide **2a**.

Since the resulting product *N*-phenylcyanamide **2a** is widely applied as an estimable building block in the direct and efficient synthesis of many bioactive molecules, this protocol is particularly useful. Examples include tetrazolamine **3**,²² urea **4**,²³ amide **5**,²⁴ guanidine **6**,²⁵ 2-aminoquinazolin-4-one **7**,²⁶ and aminobenzonitrile **8**.²⁷ These representative transformations clearly demonstrate the versatility of cyanamides in organic chemistry.

Conclusions

In conclusion, we disclosed a new one-pot cascade process which allowed transformation of a broad range of inexpensive, easily accessible and abundant aldehydes into cyanamides with green nitrogen source. This reported SO₂F₂-mediated reaction proceeded with the features of mild condition, high efficiency, wide scope, and excellent functional group compatibility. Moreover, gram-scale reaction was performed to demonstrate the applicability of cyanamides, which could be efficiently converted to various structures.

Conflicts of interest

There are no conflicts to declare.

Notes and references

- (a) P. Anastas and N. Eghbali, *Chem. Soc. Rev.*, 2010, **39**, 301; (b) K. C. Nicolaou and J. S. Chen, *Chem. Soc. Rev.*, 2009, **38**, 2993; (c) K. C. Nicolaou, T. Montagnona and S. A. Snyder, *Chem. Commun.*, 2003, 551; (d) P. J. Parsons, C. S. Penkett and A. J. Shell, *Chem. Rev.*, 1996, **96**, 195.
- (a) Y. Hayashi, *Chem. Sci.*, 2016, **7**, 866; (b) I. Wheeldon, S. D. Minter, S. Banta, S. C. Barton, P. Atanassov and M. Sigman, *Nat. Chem.*, 2016, **8**, 299; (c) A. Behr, A. J. Vorholt, K. A. Ostrowski and T. Seidensticker, *Green Chem.*, 2014, **16**, 982; (d) K. Sanderson, *Nature*, 2011, **469**, 18; (e) C. Grondal, M. Jeanty and D. Enders, *Nat. Chem.*, 2010, **2**, 167.

- 3 (a) A. Ricci, *Amino Group Chemistry From Synthesis to the Life Sciences*, Wiley-VCH, Weinheim, 2008; (b) A. Kleemann, A. Engel, B. Kutscher and D. Reichert, *Pharmaceutical substance: Synthesis Patents, Applications*, Georg Thieme, Stuttgart, 4th edn, 2001; (c) J. P. Falgueyret, R. M. Oballa, O. Okamoto, G. Wesolowski, Y. Aubin, R. M. Rydzewski, P. Prasit, D. Riendeau, S. B. Rodan and N. D. Percival, *J. Med. Chem.*, 2001, **44**, 94; (d) A. F. Kluge, B. R. Lagu, P. Maiti, M. Jaleel, M. Webb, J. Malhotra, A. Mallat and P. A. Srinivas, *Bioorg. Med. Chem. Lett.*, 2018, **28**, 2655.
- 4 (a) J. L. La Mattina, *J. Heterocycl. Chem.*, 1983, **20**, 533; (b) R. W. Stephens, L. A. Domeier, M. G. Todd and V. A. Nelson, *Tetrahedron Lett.*, 1992, **33**, 733; (c) T. Cai, M. Xian and P. G. Wang, *Bioorg. Med. Chem. Lett.*, 2002, **12**, 1507; (d) V. Kumar, M. P. Kaushik and A. Mazumdar, *Eur. J. Org. Chem.*, 2008, 1910.
- 5 (a) M. R. R. Prabath, L. Williams, S. V. Bhat and P. Sharma, *Molecules*, 2017, **22**, 615; (b) M. H. Larraufie, G. Maestri, M. Malacria, C. Ollivier, L. Fensterbank and E. Lacote, *Synthesis*, 2012, **44**, 1279; (c) D. D. Nekrasov, *Russ. J. Org. Chem.*, 2004, **40**, 1387.
- 6 (a) G. Kaupp, J. Schmeyers and J. Boy, *Chem.–Eur. J.*, 1998, **4**, 2467; (b) J. Van Barun, *Ber. Dtsch. Chem. Ges., Beil.*, 1900, **33**, 1468.
- 7 W. E. Luttrell, *J. Chem. Health Saf.*, 2009, **16**, 29.
- 8 (a) J. N. Ayres, M. W. Ashford, Y. Stöckl, V. Prudhomme, K. B. Ling, J. A. Platts and L. C. Morrill, *Org. Lett.*, 2017, **19**, 3835; (b) R. J. Crutchley, *Coord. Chem. Rev.*, 2001, **219**, 125.
- 9 (a) A. M. Van Leusen and J. C. Jagt, *Tetrahedron Lett.*, 1970, **12**, 967; (b) R. C. Wheland and E. L. J. Martin, *J. Org. Chem.*, 1975, **40**, 3101; (c) W. A. Davis and M. P. J. Cava, *J. Org. Chem.*, 1983, **48**, 2774; (d) T. V. Hughes, S. D. Hammond and M. P. J. Cava, *J. Org. Chem.*, 1998, **63**, 401; (e) Y. Q. Wu, D. C. Limburg, D. E. Wikinson and G. S. Hamiton, *Org. Lett.*, 2000, **2**, 795.
- 10 (a) K. Škoch, I. Cíarová and P. Štěpnička, *Chem.–Eur. J.*, 2018, **24**, 13788; (b) C. Y. Chen, F. F. Wong, J. J. Huang, S. K. Lin and M. Y. Yeh, *Tetrahedron Lett.*, 2008, **49**, 6505.
- 11 F. Teng, J. T. Yu, Y. Jiang, H. Yang and J. Cheng, *Chem. Commun.*, 2014, **50**, 8412.
- 12 F. Teng, J. T. Yu, Z. Zhou, H. Chu and J. Cheng, *J. Org. Chem.*, 2015, **80**, 2822.
- 13 C. Zhu, J. B. Xia and C. Chen, *Org. Lett.*, 2014, **16**, 247.
- 14 G. Talavera, J. Peña and M. Alcarazo, *J. Am. Chem. Soc.*, 2015, **137**, 8704.
- 15 (a) F. Tiemann, *Ber. Dtsch. Chem. Ges., Beil.*, 1891, **24**, 4162; (b) S. A. Bakunov, A. V. Rukavishnikov and A. V. Tkachev, *Synthesis*, 2000, 1148.
- 16 C. C. Lin, T. H. Hsieh, P. Y. Liao, Z. Y. Liao, C. W. Chang, Y. C. Shih, W. H. Yeh and T. C. Chien, *Org. Lett.*, 2014, **16**, 892.
- 17 (a) J. Dong, L. Krasnova, M. G. Finn and K. B. Sharpless, *Angew. Chem., Int. Ed.*, 2014, **53**, 9430; (b) Sulfonyl fluoride (SO_2F_2) has been produced annually at more than 3 million kilograms per year since 2000, with a price as low as \$1 per kg; (c) SO_2F_2 is commercially available from chemical vendors worldwide, <http://synquestlabs.com/product/id/51619.html>.
- 18 For examples of SO_2F_2 in SuFEx click chemistry, see: (a) W. Chen, J. Dong, L. Plate, D. E. Mortenson, G. J. Brighty, S. Li, Y. Liu, A. Galmozzi, P. S. Lee, J. J. Hulse, B. F. Cravatt, E. Saez, E. T. Powers, I. A. Wilson, K. B. Sharpless and J. W. Kelly, *J. Am. Chem. Soc.*, 2016, **138**, 7353; (b) B. Gao, L. Zhang, Q. Zheng, F. Zhou, L. M. Klivansky, J. Lu, Y. Liu, J. Dong, P. Wu and K. B. Sharpless, *Nat. Chem.*, 2017, **9**, 1083; (c) H. Wang, F. Zhou, G. Ren, Q. Zheng, H. Chen, B. Gao, L. Klivansky, Y. Liu, B. Wu, Q. Xu, J. Lu, K. B. Sharpless and P. Wu, *Angew. Chem., Int. Ed.*, 2017, **56**, 11203; (d) Q. Zhao, X. Ouyang, X. Wan, K. S. Gajiwala, J. C. Kath, L. H. Jones, A. L. Burlingame and J. Taunton, *J. Am. Chem. Soc.*, 2017, **139**, 680; (e) Z. Liu, J. Li, S. Li, G. Li, K. B. Sharpless and P. Wu, *J. Am. Chem. Soc.*, 2018, **140**, 2919; (f) D. E. Mortenson, G. J. Brighty, L. Plate, G. Bare, W. Chen, S. Li, H. Wang, B. F. Cravatt, S. Forli, E. T. Powers, K. B. Sharpless, I. A. Wilson and J. W. Kelly, *J. Am. Chem. Soc.*, 2018, **140**, 200; (g) N. Wang, B. Yang, C. Fu, H. Zhu, F. Zheng, T. Kobayashi, J. Liu, S. Li, C. Ma, P. G. Wang, Q. Wang and L. Wang, *J. Am. Chem. Soc.*, 2018, **140**, 4995.
- 19 For some selected examples of using SO_2F_2 in chemical transformations, see: (a) P. S. Hanley, T. P. Clark, A. L. Krasovskiy, M. S. Ober, J. P. O'Brien and T. S. Staton, *ACS Catal.*, 2016, **6**, 3515; (b) S. D. Schimler, M. A. Cismesia, P. S. Hanley, R. D. J. Froese, M. J. Jansma, D. C. Bland and M. S. Sanford, *J. Am. Chem. Soc.*, 2017, **139**, 1452; (c) M. Epifanov, P. J. Foth, F. Gu, C. Barrillon, S. S. Kanani, C. S. Higman, J. E. Hein and G. M. Sammis, *J. Am. Chem. Soc.*, 2018, **140**, 16464; (d) W. Y. Fang, G. F. Zha and H. L. Qin, *Org. Lett.*, 2019, **21**, 8657; (e) Y. Jiang, N. S. Alharbi, B. Sun and H. L. Qin, *RSC Adv.*, 2019, **9**, 29784; (f) R. Lekkala, R. Lekkala, B. Moku, K. P. Rakesh and H. L. Qin, *Org. Chem. Front.*, 2019, **6**, 3490; (g) J. Liu, S. M. Wang, N. S. Alharbi and H. L. Qin, *Beilstein J. Org. Chem.*, 2019, **15**, 1907; (h) S. M. Wang, N. S. Alharbi and H. L. Qin, *Synthesis*, 2019, **51**, 3901; (i) C. Zhao, G. F. Zha, W. Y. Fang, N. S. Alharbi and H. L. Qin, *Tetrahedron*, 2019, **75**, 4648; (j) W. Y. Fang, G. F. Zha, C. Zhao and H. L. Qin, *Chem. Commun.*, 2019, **55**, 6273; (k) J. Leng and H. L. Qin, *Org. Biomol. Chem.*, 2019, **17**, 5001; (l) R. Lekkala, R. Lekkala, B. Moku, K. P. Rakesh and H. L. Qin, *Beilstein J. Org. Chem.*, 2019, **15**, 976; (m) Y. Jiang, B. Sun, W. Y. Fang and H. L. Qin, *Eur. J. Org. Chem.*, 2019, 3190; (n) W. Y. Fang and H. L. Qin, *J. Org. Chem.*, 2019, **84**, 5803; (o) G. F. Zha, W. Y. Fang, J. Leng and H. L. Qin, *Adv. Synth. Catal.*, 2019, **361**, 2262; (p) X. Zhang, K. P. Rakesh and H. L. Qin, *Chem. Commun.*, 2019, **55**, 2845; (q) R. Lekkala, R. Lekkala, B. Moku and H. L. Qin, *Org. Chem. Front.*, 2019, **6**, 796; (r) G. F. Zha, W. Y. Fang, Y. G. Li, J. Leng, X. Chen and H. L. Qin, *J. Am. Chem. Soc.*, 2018, **140**, 17666; (s) C. Zhao, W. Y. Fang, K. P. Rakesh and H. L. Qin, *Org. Chem. Front.*, 2018, **5**, 1835.
- 20 (a) Y. Y. Zhao, G. Y. Mei, H. B. Wang, G. F. Zhang and C. R. Ding, *Synlett*, 2019, **30**, 1484; (b) G. F. Zhang,

- Y. Y. Zhao, L. D. Xuan and C. R. Ding, *Eur. J. Org. Chem.*, 2019, 4911; (c) G. F. Zhang, Y. Y. Zhao and C. R. Ding, *Org. Biomol. Chem.*, 2019, 17, 7684.
- 21 R. A. Sheldon, *Chem. Soc. Rev.*, 2012, 41, 1437.
- 22 S. N. M. Boddapati, N. Polam, B. R. Mutchu and H. B. Bollikolla, *New J. Chem.*, 2018, 42, 918.
- 23 H. Basavaprabhu and V. V. Sureshababu, *Org. Biomol. Chem.*, 2012, 10, 2528.
- 24 J. Du, K. Luo and X. L. Zhang, *RSC Adv.*, 2014, 4, 54539.
- 25 B. Rao and X. M. Zeng, *Org. Lett.*, 2014, 16, 314.
- 26 Z. Y. Liao, W. H. Yeh, P. Y. Liao, Y. T. Liu, Y. C. Chen, Y. H. Chen, T. H. Hsieh, C. C. Lin, M. H. Lu, Y. S. Chen, M. C. Hsu, T. K. Li and T. C. Chien, *Org. Biomol. Chem.*, 2018, 16, 4482.
- 27 C. J. Zeng, C. J. Chen, C. W. Chang, H. T. Chen and T. C. Chien, *Aust. J. Chem.*, 2014, 67, 1134.