



Since January 2020 Elsevier has created a COVID-19 resource centre with free information in English and Mandarin on the novel coronavirus COVID-19. The COVID-19 resource centre is hosted on Elsevier Connect, the company's public news and information website.

Elsevier hereby grants permission to make all its COVID-19-related research that is available on the COVID-19 resource centre - including this research content - immediately available in PubMed Central and other publicly funded repositories, such as the WHO COVID database with rights for unrestricted research re-use and analyses in any form or by any means with acknowledgement of the original source. These permissions are granted for free by Elsevier for as long as the COVID-19 resource centre remains active.



## REVIEW

## Rationale and evidence on the use of tocilizumab in COVID-19: a systematic review



A. Cortegiani<sup>a,\*</sup>, M. Ippolito<sup>a</sup>, M. Greco<sup>b,c</sup>, V. Granone<sup>b,c</sup>, A. Protti<sup>b,c</sup>, C. Gregoretti<sup>a,d</sup>, A. Giarratano<sup>a</sup>, S. Einav<sup>e</sup>, M. Cecconi<sup>b,c</sup>

<sup>a</sup> Department of Surgical, Oncological and Oral Science (Di.Chir.On.S.), University of Palermo. Department of Anesthesia Intensive Care and Emergency, Policlinico Paolo Giaccone, Palermo, Italy

<sup>b</sup> Department of Anesthesiology and Intensive Care, Humanitas Clinical and Research Center – IRCCS, Milan, Italy

<sup>c</sup> Department of Biomedical Science, Humanitas University, Milan, Italy

<sup>d</sup> Fondazione “Giglio”, Cefalù, Italy

<sup>e</sup> IntensiveCare Unit of the Shaare Zedek Medical Medical Centre and Hebrew University Faculty of Medicine, Jerusalem, Israel

Received 6 July 2020; accepted 7 July 2020

### KEYWORDS

COVID-19;  
Tocilizumab;  
SARS-CoV-2;  
Pneumonia;  
Coronavirus

### Abstract

**Background:** Tocilizumab is an IL-6 receptor-blocking agent proposed for the treatment of severe COVID-19. The aim of this systematic review was to describe the rationale for the use of tocilizumab for the treatment of COVID-19 and to summarize the available evidence regarding its efficacy and safety.

**Methods:** MEDLINE, PubMed, EMBASE, pre-print repositories (bioRxiv and medRxiv) and two trial Registries were searched for studies on the use of tocilizumab in COVID-19 or SARS-CoV-2 infection, viral pneumonia, and/or sepsis until 20th June 2020.

**Results:** We identified 3 indirect pre-clinical studies and 28 clinical studies including 5776 patients with COVID-19 (13 with a comparison group, 15 single-arm). To date, no randomized trials have been published. We retrieved no studies at low risk of bias. Forty-five ongoing studies were retrieved from trial registries.

**Abbreviations:** AIFA, Agenzia Italiana del Farmaco; ARDS, Acute respiratory distress syndrome; COVID-19, Coronavirus disease 2019; CPAP, Continuous positive airway pressure; CRS, CAR-T cell-induced cytokine release syndrome; GCA, Giant cell arteritis; ICTRP, International Clinical Trials Registry Platform; IDSA, Infectious Diseases Society of America; IMV, Invasive mechanical ventilation; NIH, U.S. National Institutes of Health; NIV, Noninvasive mechanical ventilation; pJIA, Pediatric juvenile idiopathic arthritis; RA, Rheumatoid arthritis; SIMIT, Italian Society of Infectious and Tropical disease; sJIA, Juvenile idiopathic arthritis; TNF, Tumor necrosis factor; WHO, World Health Organization.

\* Corresponding author.

**E-mail addresses:** [andrea.cortegiani@unipa.it](mailto:andrea.cortegiani@unipa.it) (A. Cortegiani), [ippolito.mariachiara@gmail.com](mailto:ippolito.mariachiara@gmail.com) (M. Ippolito), [massimiliano.greco@hunimed.eu](mailto:massimiliano.greco@hunimed.eu) (M. Greco), [veronica.granone@gmail.com](mailto:veronica.granone@gmail.com) (V. Granone), [alessandro.protti@hunimed.eu](mailto:alessandro.protti@hunimed.eu) (A. Protti), [c.gregoretti@gmail.com](mailto:c.gregoretti@gmail.com) (C. Gregoretti), [antonino.giarratano@unipa.it](mailto:antonino.giarratano@unipa.it) (A. Giarratano), [einav.s@szmc.org.il](mailto:einav.s@szmc.org.il) (S. Einav), [maurizio.cecconi@hunimed.eu](mailto:maurizio.cecconi@hunimed.eu) (M. Cecconi).

<https://doi.org/10.1016/j.pulmoe.2020.07.003>

2531-0437/© 2020 Sociedade Portuguesa de Pneumologia. Published by Elsevier España, S.L.U. This is an open access article under the CC BY-NC-ND license (<http://creativecommons.org/licenses/by-nc-nd/4.0/>).

*Conclusions:* There is insufficient evidence regarding the clinical efficacy and safety of tocilizumab in patients with COVID-19. Its use should be considered experimental, requiring ethical approval and clinical trial oversight.

© 2020 Sociedade Portuguesa de Pneumologia. Published by Elsevier España, S.L.U. This is an open access article under the CC BY-NC-ND license (<http://creativecommons.org/licenses/by-nc-nd/4.0/>).

## Introduction

The search for the holy grail of medical treatment for COVID-19 (Coronavirus Disease-2019) has led researchers to propose, among other options, the use of IL-6 receptor blocking agents for treatment of symptomatic patients.<sup>1</sup> With a death toll of nearly 400,000 worldwide and nearly 7 million known cases<sup>2,3</sup> the current lack of targeted effective medication and ongoing reliance on supportive treatment alone remains a major cause of concern.<sup>1</sup>

Patients with the most severe COVID-19 symptoms (i.e. severe lung damage, septic shock and multiple organ failure) also exhibit what seems to be a hyper-inflammatory syndrome.<sup>4</sup> Early serology analyses identified higher IL-6 serum levels in patients with severe COVID-19 (particularly non-survivors) when compared to patients with mild and moderate disease.<sup>5,6</sup> As it has been proposed that elevated IL-6 levels may be associated with greater disease severity, the assumption is that they are also associated with worse clinical outcomes<sup>7</sup> and vice versa. This assumption underlies the current interest in anti-inflammatory therapies for the treatment of COVID-19.<sup>8</sup>

One of the IL-6 receptor blocking agents proposed for treatment of COVID-19, tocilizumab, was introduced in the early 2000's for treatment of autoimmune disorders such as refractory rheumatoid arthritis and systemic juvenile idiopathic arthritis (sJIA)<sup>9,10</sup> and has been approved by the FDA since 2017 for treatment of the cytokine release syndrome (CRS) that may occur following some forms of immunotherapy (e.g. CAR-T).<sup>11</sup> The aim of this review was to describe the rationale and summarize the available evidence, direct and indirect, regarding the use of tocilizumab for treatment of SARS-CoV-2 infection and to identify and describe ongoing clinical trials with this drug.

## Methods

A preliminary search conducted prior to formal study initiation suggested the evidence on the topic is likely to be limited, and yet patients are already receiving the drug, making the issue urgent. Therefore, the protocol of this systematic review was not registered.

## PICO question

We sought information regarding the use of tocilizumab (I) for treatment of COVID-19, SARS-CoV-2 infection, viral pneumonia, and/or sepsis in any population (adults and children) or laboratory model (P) with or without a comparator (C). We

aimed to describe any treatment outcome whether solicited or unsolicited (O).

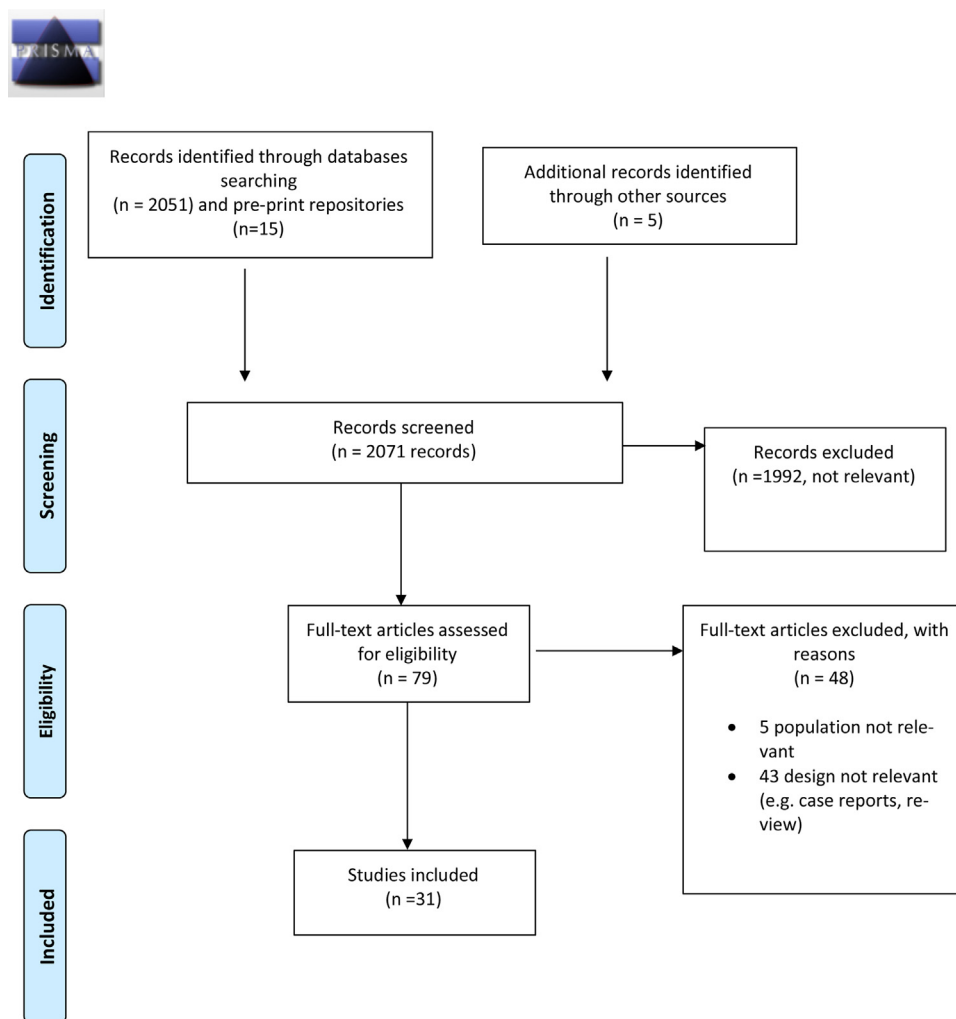
## Search methods and article/trial inclusion/exclusion criteria

We conducted a systematic search of the MEDLINE, PubMed and EMBASE databases from inception to 20th June 2020. We sought pre-clinical and clinical studies addressing the use of tocilizumab for treating COVID-19, SARS-CoV-2 infection, viral pneumonia, and/or sepsis. Our search included the keywords 'tocilizumab', 'covid-19', 'coronavirus', 'sepsis', 'pneumonia, and 'viral infection' as exact phrases and a combination of subject headings according to databases syntax. We also searched the references of retrieved papers for additional potentially relevant papers. In order to find prepublication manuscripts, we surveyed the pre-print repositories biorRxiv and medRxiv from inception to 20th June 2020 for clinical or pre-clinical studies about the use of tocilizumab in COVID-19 or SARS-CoV-2 infection, viral pneumonia, and/or sepsis. No language restrictions were imposed in any of the searches. Finally, to identify clinical trials studying treatment with tocilizumab for COVID-19, SARS-CoV-2 infection, viral pneumonia, and/or sepsis, we sought trials registered prior to 20th June 2020 in the Chinese Clinical Trial Registry and ClinicalTrials.gov. The databases and the trial registries were all screened independently and in duplicate by two of the authors (MI, VG).

In the second stage, the abstracts of all potentially relevant papers and pre-publication manuscripts were screened to identify relevant papers to be downloaded in full. After downloading potentially relevant articles, case reports, case series and reviews were excluded. Discrepancies and doubts regarding the relevance of papers downloaded in full were resolved by discussion and consensus with two additional authors (AC, MG).

## Risk of bias assessment

Two of the authors (AC, MI) assessed the risk of bias (RoB) of the included studies independently and in duplicate. Disagreements over RoB were resolved by consensus or, if necessary, adjudicated by a third author (AG). The ROBINS-I tool (Risk Of Bias in Non-randomized Studies of Interventions) was used for nonrandomized studies with a comparison group.<sup>12</sup> The Newcastle Ottawa Scale (NOS) was used for single-arm nonrandomized studies.<sup>13</sup> The domains were rated in accordance with the requirements of the assessment tool used, with the lowest score achieved predominating as accepted. We used the Risk-of-Bias VISual-



**Figure 1** PRISMA flow-chart.

The figure shows the PRISMA flow-chart with inclusion/exclusion process in details.

ization (robvis) tool<sup>14</sup> to present the risk of bias assessments as either a plot or a table.

## Results

The initial search identified 2071 records from MEDLINE, PubMed and EMBASE, pre-print repositories and other sources. After screening of titles and abstracts, removal of duplicates and evaluation of the additional sources retrieved, overall 31 published peer-reviewed papers and preprint non peer-reviewed papers were included (see the PRISMA flow diagram, available in Fig. 1 for the study selection process). Three papers described preclinical studies and 28 papers described clinical studies. The characteristics of the clinical studies included were summarized (see Table 1). In addition, forty-five ongoing clinical studies were retrieved from the trial Registries. These too were tabulated (see Table A1, Appendix A).

### Pre-clinical studies and rationale

The hypothetical justification for treating patients with tocilizumab in the context of COVID-19 stems from indirect

findings. These include several pre-clinical studies describing a beneficial effect in cellular and murine models of sepsis and influenza.<sup>15–17</sup>

In a cell model of sepsis (Human monocyte cell line THP-1), tocilizumab reduced the expression of *TNF* and *IL-10*, down-regulated inflammasome activation (reduced levels of NLRP3 and CASP1) and inhibited monocyte phagocytic activity. The authors of the study suggested that if suppressing the 'cytokine storm' is important when treating sepsis, these effects may be beneficial.<sup>15</sup>

Tocilizumab has also been evaluated in a murine model of Influenza A virus infection. Mice were anesthetized, intubated, and infected with mouse-adapted H1N1. The tocilizumab treated group (8 mg/kg 24h before infection) and the controls were compared. Reduced skeletal muscle weakness (measured as digital grip strength), preserved muscle weight and increased short-term and long-term mortality were registered in the treated group, in comparison with controls. The mice manifesting distress were sacrificed and their deaths were also recorded as mortality.<sup>16</sup>

In a rat model of sepsis-induced acute lung and kidney injury, tocilizumab (4–8 mg/kg) reduced mortality. The authors also observed normalization of persistently high

**Table 1** Characteristics of the included studies.

Author	Study type (Country)	Population (N)	Treatment	Comparison	Outcomes	Main findings	Overall risk of bias
Alattar et al. <sup>18</sup>	Single-centre retrospective observational study (Qatar)	Patients with severe COVID-19 (n = 25)	Median of tocilizumab dose 1 mg/kg (IQR, 1–3); median total dose 5.7 mg/kg (IQR, 4.8–9.5). Median time to treatment 1 day (IQR, 1–3) from admission to ICU.	No comparison	Alive ICU discharge at day 14; ventilatory support; inflammatory markers; adverse events	Nine patients (36%) were discharged alive from ICU by day 14. Of the remaining 16, three (12%) patients died and 13 (52%) were still in ICU. Twenty-three (92%) patients experienced adverse events.	Poor quality score (NOS)
Campochiaro et al. <sup>19</sup>	Single-centre prospective observational study (Italy)	Patients with severe COVID-19 and hyperinflammation (n = 65)	Tocilizumab i.v. at 400 mg. Second dose 400 mg after 24 h in case of respiratory worsening after the first infusion. (n = 32)	Not receiving tocilizumab (n = 33)	Overall survival and the proportion of discharge alive from hospital or decrease of at least 2 points from baseline on the six-category ordinal scale at 28 days; adverse events.	By day 28: 16% of TCZ group compared to 33% of standard treatment group died (p = 0.150). 63% of TCZ group compared to 49% of standard treatment group were discharged from the hospital (p = 0.32), with a similar median time to discharge. Clinical improvement in 69% of the TCZ group and in 61% of the standard treatment group, p = 0.61. Serious adverse events in 25% of the TCZ group and in 27% of the standard treatment group. Bacteremia in 13% of the TCZ group and 12% of the standard treatment group (p = 0.99).	Serious risk of bias (ROBINS-I)
Capra et al. <sup>23</sup>	Single-centre retrospective observational study (Italy)	Hospitalized patients with non critical respiratory failure and COVID-19 (n = 85)	Tocilizumab 400–800 mg i.v. or 324 mg s.c. administered within 4 days from admission (n = 62)	Not receiving tocilizumab admitted earlier than 4 days before tocilizumab availability in the centre (n = 23)	Survival rate; clinical improvement; infections	TCZ group had significantly greater survival rate compared to control (HR for death, 0.035; 95% CI, 0.004–0.347; p = 0.004). No infections related to tocilizumab and no increased levels of serum procalcitonin.	Moderate risk of bias (ROBINS-I)

Table 1 (Continued)

Author	Study type (Country)	Population (N)	Treatment	Comparison	Outcomes	Main findings	Overall risk of bias
Colaneri et al. <sup>24</sup>	Single-centre retrospective observational study (Italy)	Hospitalized patients with COVID-19 (n = 112)	Tocilizumab i.v. 8 mg/kg (up to a maximum 800 mg per dose), repeated after 12 h if no side effects (n = 21)	Not receiving tocilizumab (n = 91)	ICU admission and 7-day mortality rate; clinical and laboratory data; adverse events	No adverse event. TCZ did not significantly affect ICU admission (OR 0.11; 95% CI 0.00–3.38; p = 0.22) or 7-day mortality (OR 0.78; 95% CI 0.06–9.34; p = 0.84) compared with standard care. Analysis performed on propensity score matched cohort (42 patients)	Moderate risk of bias (ROBINS-I)
Guaraldi et al. <sup>22</sup>	Multicentre retrospective observational study (Italy)	Patients with severe COVID-19 (n = 544)	Tocilizumab 8 mg/kg (up 800 mg) twice, 12 h apart or 162 mg in two simultaneous doses, (324 mg in total) (n = 179)	Not receiving tocilizumab (n = 365)	Composite of death or invasive mechanical ventilation	Tocilizumab associated with a reduced risk of invasive mechanical ventilation or death (adjusted hazard ratio 0.61, 95% CI 0.40–0.92; p = 0.020). 24 (13%) of the treated were diagnosed with new infections vs. 14 (4%) of the controls (p < 0.0001)	Moderate risk of bias (ROBINS-I)
Kewan et al. <sup>21</sup>	Single-centre retrospective observational study (USA)	Patients with severe COVID-19 (n = 51)	Tocilizumab 8 mg/kg and received (up to 400 mg) single administration (n = 28)	Not receiving tocilizumab (n = 23)	Live discharge from hospital without worsening or at least 2 points decrease in a six point scale including death	Clinical improvement at 21 days in treated vs. control: 76.5% (95% CI: 57.3–95.6) vs. 79.4% (95% CI: 56.0–100) and 67.9% (95% CI: 43.2–92.7) vs. 61.9% (95% CI: 21.9–100) among mechanical ventilated patients (p = 0.3)	Serious risk of bias (ROBINS-I)
Luo et al. <sup>28</sup>	Single-centre retrospective observational study (China)	Patients with COVID-19 (n = 15)	TCZ 80–600 mg per time. Five (33.3%) patients received two or more TCZ doses	No comparison	Laboratory data and clinical course	3/15 (20%) death; 2/15 (13%) aggravation; 9/15 (60%) stabilization; 1/15 (7%) improvement	Poor quality score (NOS)
Morena et al. <sup>30</sup>	Single-centre prospective nonrandomized study (Italy)	Patients with severe or critical COVID-19 and high IL-6 levels (n = 51)	Tocilizumab intravenously either at fixed first dose of 400 mg followed by 400 mg after 12 h or 8 mg/kg at T0 followed by 8 mg/kg after 12 h (in patients with body weight $\geq$ 60 Kg)	No comparison	Mortality; adverse events; clinical course	30-day mortality: 27%. 61% discharged and 6 still hospitalized at last follow-up (median 34 days (IQR 32–37)). Hepatic enzymes increased of at least 3 times the normal values in 29%, thrombocytopenia in 14%, neutropenia in 6% and cutaneous rash in 2%. Bacteremia in 14 patients (27%).	Poor quality score (NOS)

<i>(Continued)</i>							
Author	Study type (Country)	Population (N)	Treatment	Comparison	Outcomes	Main findings	Overall risk of bias
Price et al. <sup>20</sup>	Single-centre prospective nonrandomized observational study (USA)	Hospitalized patients with confirmed COVID-19 (n = 153)	Tocilizumab 8 mg/kg i.v. (up to 800 mg); second dose if elevated body mass index	No comparison	Survival at day 14; adverse events	87% survival at day 14; 6 patients had neutropenia, 6 bacteremia	Poor quality score (NOS)
Quartuccio et al. <sup>25</sup>	Single-centre retrospective observational study (Italy)	Patients with COVID-19 (n = 111)	Tocilizumab 8 mg/kg i.v. single administration (n = 42)	Not receiving tocilizumab (n = 69)	Clinical course; laboratory findings; complications	TCZ group 9.5% mortality, 43% experienced bacterial complications.  No deaths or complication in the standard care group.	Serious risk of bias (ROBINS-I)
Sciascia et al. <sup>26</sup>	Multicentre prospective single-arm study (Italy)	Patients with severe COVID-19 (n = 63)	Tocilizumab i.v. 8 mg/kg or s.c. 324 mg. Single additional dose allowed within 24 h	No comparison	Safety; improvement of laboratory and respiratory parameters	Mortality at day 14 was 11% (7/63). No severe or moderate adverse events related to TCZ. No significant difference in mortality between different routes of administration	Poor quality score (NOS)
Toniati et al. <sup>29</sup>	Single-centre prospective non-randomized study (Italy)	Patients with COVID-19 and respiratory failure (BCRSS score $\geq 3$ ) (n = 100)	Tocilizumab 8 mg/kg (max 800 mg) two consecutive i.v. infusions 12 h apart. A third infusion, 24 h apart from the second was allowed	No comparison	Clinical and laboratory data at day 10; adverse events	At 24–72 h after TCZ, 58% had clinical improvement, 37% stabilized and 5% worsened (of whom 4% died). At day 10, 77% improved or stabilized and 23% worsened (of whom 20% died). Two patients developed septic shock and died, one had gastrointestinal perforation requiring urgent surgery	Poor quality score (NOS)
Xu et al. <sup>27</sup>	Multicentre retrospective observational study (China)	Patients with severe or critical COVID-19 (n = 21)	Tocilizumab first dose 4–8 mg/kg (recommended dose 400 mg through an i.v. drip up to a maximum of 800 mg). In case of fever within 12 h, single additional dose	No comparison	Clinical improvement; adverse events	No adverse reactions observed. All patients discharged on average 15.1 day after tocilizumab. By day 5 after TCZ, 75.0% of patients had lower oxygen intake	Poor quality score (NOS)

<i>(Continued)</i>							
Author	Study type (Country)	Population (N)	Treatment	Comparison	Outcomes	Main findings	Overall risk of bias
Pre-print not peer reviewed studies							
Fomina et al. <sup>37</sup>	Single-centre retrospective observational study (Russia)	Hospitalized patients with COVID-19 (n = 89)	Tocilizumab 400 mg	No comparison	Clinical course	63/72 not mechanically ventilated patients were discharged, 1/72 died, 8/72 remained in hospital; 10/17 mechanically ventilated patients died and 7/10 remain in hospital	Poor quality score (NOS)
Gorgolas et al. <sup>36</sup>	Single-centre retrospective observational study (Spain)	Hospitalized patients with COVID-19 (n = 186)	Tocilizumab single dose of 400–600 mg (16 received two doses and 1 received three doses)	No comparison	Intubation or death after 24 h from administration	51 patients were intubated or dead at day 15; 19 patients needed intubation (of whom 4 died) and 36 died (32 of whom were not intubated). 11 (5.9%) patients had serious adverse reactions, 13 cases (6.3%) of secondary acquired infections	Poor quality score (NOS)
Ip et al. <sup>31</sup>	Multicentre, retrospective, observational, study (USA)	ICU patients with COVID-19 (n = 547)	Tocilizumab: 400 mg (96%), followed by 800 mg (1%), 8 mg/kg (1%), 4 mg/kg (1%), and missing dosing (1%). (n = 134)	Not receiving tocilizumab (n = 413)	Mortality; adverse events	Secondary bacteremia in 11% of the non-treated group, 13% of the treated. Secondary pneumonia in 6% of the non-treated group, 9% of the treated. Propensity modeling showed a trend association between survival and tocilizumab (HR, 0.76 [95% CI, 0.57–1.00]). The unadjusted 30-day mortality favored tocilizumab (46% vs. 56%)	Moderate risk of bias (ROBINS-I)
Kimmig et al. <sup>32</sup>	Single-centre nonrandomized observational study (USA)	ICU patients with critical COVID-19 (n = 60)	400 mg flat dosing of tocilizumab with possible redosing based on clinical response (n = 28)	Not receiving tocilizumab (n = 32)	Bacterial and fungal infections	TCZ associated with higher incidence of secondary bacterial infections (64.3% vs. 31.3% p = 0.010). In a logistic regression model, TCZ was independently associated with secondary bacterial infections (OR 3.96 (95% CI 1.351–11.607), p = 0.033)	Serious risk of bias (ROBINS-I)



<i>(Continued)</i>							
Author	Study type (Country)	Population (N)	Treatment	Comparison	Outcomes	Main findings	Overall risk of bias
Martinez-Sanz et al. <sup>33</sup>	Multicentre retrospective observational study (Spain)	Hospitalized patients with COVID-19 (n = 1229)	Tocilizumab median dose 600 mg (IQR 600–800 mg). First dose at a median time of 4 (IQR 3–5) days (n = 260)	Not receiving tocilizumab (n = 969)	Time to death; composite including ICU admission or death	Tocilizumab associated with higher risk of death (HR 1.53, 95% CI 1.20–1.96, p = 0.001) and ICU/death (HR 1.77, 95% CI 1.41–2.22, p < 0.001). The effect disappeared in the adjusted analyses	Moderate risk of bias (ROBINS-I)
Moreno-Garcia et al. <sup>45</sup>	Single-centre retrospective observational study (Spain)	Non-ICU patients with COVID-19 (n = 171)	Tocilizumab 400 mg/24 h iv for patients with ≤75 kg and 600 mg/24 h iv for those with >75 kg. Up to 3 doses (12 h apart) if partial response (n = 77)	Not receiving tocilizumab (n = 94)	Composite of ICU admission or death	Tocilizumab group had significantly less ICU admissions (10.3% vs. 19.5–27.6%, P = 0.005) and less invasive ventilation (0 vs 13.8%, P = 0.001). Findings confirmed at propensity score matched analysis (OR: 0.03, CI 95%: 0.007–0.1, P = 0.0001)	Moderate risk of bias (ROBINS-I)
Perrone et al. <sup>44</sup>	Multicentre, open-label trial, including a single-arm phase 2 study (Italy)	Hospitalized patients with COVID-19 (n = 1221)	Tocilizumab 8 mg/kg (up to 800 mg). Second dose allowed after 12 h, if not recovered	No comparison	Lethality rates at day 14 and day 30 days; adverse events	In phase 2, lethality was 18.4% (97.5%CI: 13.6–24.0, P = 0.52) and 22.4% (97.5%CI: 17.2–28.3, P < 0.001) at 14 and 30 days. Lower rates (15.6% and 20.0%) among the treated (mITT, n = 708).	Poor quality score (NOS)
Petrak et al. <sup>35</sup>	Multicentre retrospective observational study (USA)	Hospitalized patients with COVID-19 (n = 145)	135 patients received 4 mg/kg (up to 400 mg), 5 received a single dose of 600 mg and 4 a dose of 800 mg. Early administration (<1 day) or delayed (>1 day)	No comparison	Mortality; LOS; discharge	48.3% discharged and 29.3% expired. For each additional day that the tocilizumab dose is delayed from admission, the odds of requiring MV increase by 21%, holding all other covariates constant (95% CI: [1.08, 1.38], p = 0.002).	Poor quality score (NOS)
Ramaswamy et al. <sup>40</sup>	Multicentre retrospective observational study (USA)	Hospitalized patients with COVID-19 (n = 86)	Tocilizumab dosed at either 400 mg fixed dose or 8 mg/kg (up to 800 mg) (n = 21)	Not receiving tocilizumab (n = 65)	In-hospital mortality	Reduced risk of inpatient death in the treated (HR 0.25; 95% CI 0.07–0.90, Cox model). Association confirmed in the treatment effects model (RR 0.472; 95% CI 0.449–0.497).	Moderate risk of bias (ROBINS-I)

(Continued)

Author	Study type (Country)	Population (N)	Treatment	Comparison	Outcomes	Main findings	Overall risk of bias
Rimland et al. <sup>39</sup>	Single-centre retrospective observational study (USA)	Hospitalized patients with COVID-19 (n = 11)	Tocilizumab median dosage 7.9 mg/kg (IQR 5.8–8.1), median time to administration: one day (IQR 1–4) from admission and nine days (IQR 7–14) after symptom onset	No comparison	Clinical course	Mortality 27%; 45% remained in ICU on mechanical ventilation, receiving vasopressors or hemodialysis; 9% were transferred from the ICU to floor and weaned to room air; 18% were discharged home without oxygen; 64% had minimally elevated liver function tests. Two patients were diagnosed with ileus and two with bacterial pneumonia. No serious adverse events.	Poor quality score (NOS)
Rossi et al. <sup>34</sup>	Single-centre retrospective observational study (France)	Patients with severe COVID-19 (n = 246)	Tocilizumab 400 mg single dose (n = 106)	Not receiving tocilizumab (n = 140)	Composite of all-cause mortality and invasive mechanical ventilation	Tocilizumab associated with fewer primary outcomes 47 (HR = 0.49 (95% CI 0.3–0.81), p value = 0.005) in the matched cohort (n = 168), and full cohort (adjusted HR = 0.26 50 (95% CI 0.135–0.51, p = 0.0001), confirmed by IPSW analysis (p < 0.0001)	Moderate risk of bias (ROBINS-I)
Roumier et al. <sup>38</sup>	Single-centre nonrandomized observational study (France)	Patients with severe COVID-19 and inflammatory markers (n = 59)	8 mg/kg at the discretion of treating physicians, renewable once in case of insufficient response to therapy (n = 30)	Not receiving tocilizumab (n = 29)	Clinical course	TCZ significantly reduced the need for mechanical ventilation (weighted OR: 0.42; 95% CI [0.20–0.89]; p = 0.025). Unadjusted analysis showed a reduction of mortality (OR: 0.25 95% CI [0.05–0.95], p = 0.04), statistical significance disappeared after weighted analysis.	Moderate risk of bias (ROBINS-I)

(Continued)

Author	Study type (Country)	Population (N)	Treatment	Comparison	Outcomes	Main findings	Overall risk of bias
Sánchez-Montalvá et al. <sup>43</sup>	Single-centre prospective and retrospective observational study (Spain)	Patients with severe COVID-19 and high IL-6 (n = 82)	Patients over 75 kg received 600 mg, otherwise 400 mg. A second dose was considered in case of poor early response	No comparison	Mortality at 7 days after tocilizumab administration; admission to the ICU; development of ARDS and respiratory failure	41.5% had been discharged, 26.8% had died, 17.1% were in ICU, 11.0% in medical wards, 3.7% had been transferred to another institution. By 7-day follow-up, the mortality rate was 4.0% per person-day (95% confidence interval [CI], 2.4%–6.2%) by Kaplan-Meier analysis. No adverse events attributed to tocilizumab.	Poor quality score (NOS)
Somers et al. <sup>41</sup>	Single-centre retrospective observational study (USA)	Patients with severe COVID-19 under mechanical ventilation (n = 154)	Tocilizumab 8 mg/kg (maximum 800 mg); additional doses discouraged (n = 78)	Not receiving tocilizumab (n = 76)	Survival probability post-intubation; ordinal illness severity scale integrating superinfections	TCZ associated with adjusted lower hazard of death at multiple analyses [Model A: HR 0.54 (95% CI 0.29, 1.00)], [Model B: n = 116, HR 0.55 (95% CI 0.33, 0.90)]; [Model C: HR 0.54 (0.35, 0.84)]; TCZ treated patients were more than twice as likely to develop a superinfection than untreated controls (54% vs. 26%; p < 0.001)	Moderate risk of bias (ROBINS-I)
Wadud et al. <sup>42</sup>	Single-centre retrospective observational study (USA)	Hospitalized patients with COVID-19 (n = 94)	Tocilizumab (n = 44)	Not receiving tocilizumab (n = 50)	Length of stay; length of ventilation; mortality; survival and discharge (home, rehab, transfer to outside facility)	Length of stay was longer, in the TCZ group. Survival rate 48% in the control group vs 61.36% in patients receiving TCZ (p < 0.00001)	Serious risk of bias (ROBINS-I)

The table shows the main characteristics of the included studies.  
 ARDS, acute respiratory distress syndrome; BCRSS, Brescia COVID-19 Respiratory Severity Scale; CI, confidence interval; COVID-19, coronavirus disease 2019; HR, hazard ratio; ICU, intensive care unit; IQR, interquartile range; mITT, modified intention to treat; OR, Odds ratio; SARS, severe acute respiratory syndrome; TCZ, tocilizumab; USA, United States of America.

serum levels of IL-6 in septic rats after treatment with tocilizumab and improved lung wet/dry weight ratio and total protein content in the treatment group, in comparison with the sham group.<sup>17</sup>

## Clinical studies

We retrieved 13 published clinical studies<sup>18–30</sup> and 15 pre-print (i.e. pre peer review) clinical studies,<sup>31–45</sup> respectively evaluating 1396 and 4380 patients, for a total of 5776 patients. The main characteristics of the included clinical studies are presented in Table 1. Only three peer reviewed papers<sup>22,26,27</sup> and five prepublications<sup>31,33,35,40,44</sup> were multicenter studies. Thirteen studies included more than 100 patients, but in these studies the number of patients receiving tocilizumab was not large. One published trial included 112 patients but only one in five patients (n=21) received tocilizumab.<sup>24</sup> Another published trial included 111 patients among whom less than half (n=49) were treated.<sup>25</sup> One pre-publication included 547 patients of which a third (n=134) were treated<sup>31</sup> and another included 1229 patients of which 260 received tocilizumab.<sup>33</sup> Seven of the 13 published papers and six of the 15 prepublications presented no comparator.

The risk of bias assessments are shown in Fig. 2 (nonrandomized studies with comparison) and in Appendix A, Table A2 (nonrandomized single-arm studies). Ten studies were at moderate and five at serious risk of bias (ROBINS-I); thirteen studies were judged to be of “poor quality” (NOS). None of the studies were assessed as having a low risk of bias.

## Discussion

### The mechanism of action and pharmacological properties of tocilizumab

Tocilizumab is a humanized monoclonal antibody capable of interfering with the IL-6 soluble and membrane binding site of the receptor (IL-6R), thereby blocking the assembling of the activated complex with the transmembrane protein (gp130-IL-6-sILr). Tocilizumab is also able to block IL-6 trans-signaling<sup>46</sup> which is strongly related to the pro-inflammatory effects of IL-6 (e.g. release of acute phase proteins). Tocilizumab has a non-linear pharmacokinetic profile, with a dose-response curve that plateaus at an approximate dose of 800 mg.<sup>46</sup> The half-life of tocilizumab is dose-dependent and comparable to the half-life of IgG1.<sup>47</sup>

### Interleukin-6 (IL-6) and COVID-19

IL-6 is a pleiotropic cytokine secreted by neutrophils, monocytes and macrophages and involved in the inflammatory response. It has a soluble (sIL-6R) and a membrane binding site (mIL-6R), constituting its receptors. IL-6 can bind its mIL-6R at low doses or, at higher doses, its sIL-6R (trans-signaling), creating the activated complex with gp130 protein.<sup>48</sup> Signaling is mediated by Janus kinases (JAK) and Ras/mitogen-activated protein kinase (MAPK)/NF-κB-IL-6.<sup>48</sup> IL-6 promotes B and T cells differentiation, acute phase protein production and osteoclast activation.<sup>46</sup> High levels of IL-6 have been listed among the main features of

cytokine storm and cytokine release syndrome (CRS), both of which are characterized by an exaggerated release of pro-inflammatory cytokines and potentially life-threatening multiorgan damage.<sup>48</sup> IL-6 also seems to be involved, through these mechanisms, in the pathophysiology of COVID-19, especially in the most severe forms of the disease.<sup>5,6,49,50</sup> Furthermore, elevated levels of IL-6 have been associated with a hypercoagulable state in both animals and humans,<sup>51,52</sup> and coagulopathy is another characteristic of patients with COVID-19 at high risk of death.<sup>53</sup>

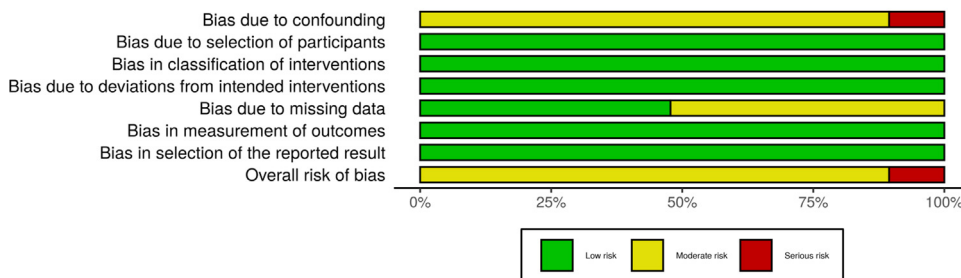
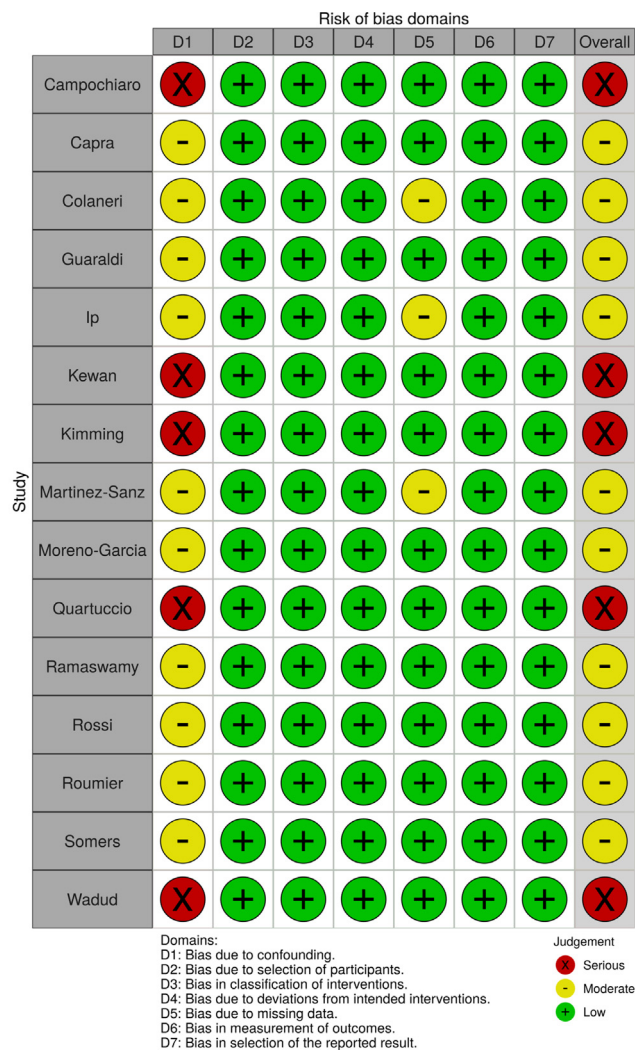
### Evidence on efficacy and safety of tocilizumab for COVID-19

The current systematic review shows that although indirect preclinical data suggests rationale for using tocilizumab and observational studies suggest that treatment with tocilizumab may be associated with more favorable outcomes compared to standard care in patients with severe or critical COVID-19, up till now no RCTs have been published or made available pre-print regarding either the effectiveness or the safety of tocilizumab in the context of COVID-19.

The effects of tocilizumab against IL-6 related pro-inflammatory and pro-coagulant status<sup>53</sup> partially explain its potential role in COVID-19.<sup>54</sup> However, it is worth remembering that there is yet no evidence that suppressing the physiological inflammatory response to the virus is indeed beneficial. Previous experience with pharmaceutical inflammatory response modulation in patients with ARDS<sup>55</sup> and sepsis<sup>56</sup> have been notoriously unsuccessful.

Several observational studies have examined whether tocilizumab has any effect in patients with COVID-19. Although many of the patients included in these studies had severe or critical disease and many were admitted to ICUs, drawing conclusions from the findings of these studies is a leap of faith, given that most had small sample sizes and high or moderate risk of bias, mostly due to confounding. The identified studies also varied in dosing (single or double), and drug availability issues emerged in some centres, which may have influenced both sample sizes and study designs. Finally, the literature suggests the presence of two phases in the pathophysiology of COVID-19. An early phase characterized by a high viral load and limited systemic impairment, and a late phase, with elevated cytokine levels and a hyperinflammatory state.<sup>4</sup> Regarding the timing of drug administration, that could therefore potentially determine treatment outcomes, a pre-print study evaluated the effect of early vs late administration of the drug on the outcomes, but the association remains unclear and understudied.<sup>35</sup> The authors found that for each additional day of delay from the admission to tocilizumab administration, the odds of receiving mechanical ventilation independently increase by 21% (95% CI: [1.08, 1.38], p=0.002).<sup>35</sup>

Clinical studies on patients with COVID-19 have also evoked some safety concerns. The risk of secondary infection complications is unclear. Among the studies with a comparison group, six found a higher rate of infections among treated, compared to untreated,



**Figure 2** Risk of bias of nonrandomized studies with comparison groups.

The risk of bias of the included nonrandomized studies with comparison groups is reported per single study and per domain. RoB was assessed using Risk of Bias in Non-randomized Studies of Interventions, as appropriate.

patients.<sup>19,22,25,31,32,41</sup> Hepatotoxic effects, neutro- and thrombocytopenia and intestinal perforation have also been described.<sup>57-59</sup> This is worrying, particularly given that data from a clinical study promoted by the Italian agency for medicines (Agenzia Nazionale del Farmaco - AIFA) suggests no significant benefit in terms of either mortality (3.3% vs. 3.2%) or ICU admission (10.0% vs 7.9%) in patients not requiring mechanical respiratory support, when treated with tocilizumab vs. controls.<sup>60</sup>

**Recommendations ad ongoing studies**

Several clinical practice guidelines already include tocilizumab as a therapeutic option for COVID-19. The most recent Chinese guideline<sup>61</sup> suggests tocilizumab, at a dose of 4–8 mg/kg, for patients with extensive lung lesions and for severe cases with increased levels of IL-6 or with complications.<sup>61</sup> The Italian Society of Infectious and Tropical disease (SIMIT - Lombardy section),<sup>62</sup> recommends

selection of patients who have recovered from the initial high viral load (i.e. afebrile from >72 h or with symptoms for >7 days), those with high IL-6 levels (>40 pg/mL), those with increasing levels of D-dimer, C-reactive protein, ferritin or fibrinogen levels and those needing ventilation support (CPAP, NIV or IMV) for treatment with tocilizumab. However, both the 'Surviving Sepsis Campaign: Guidelines on the Management of Critically Ill Adults with Coronavirus Disease 2019 (COVID-19) and the U.S. National Institutes of Health (NIH) state that the evidence does not suffice to issue recommendations regarding the use of tocilizumab for COVID-19.<sup>63,64</sup> The World Health Organization (WHO)<sup>65</sup> and the Infectious Diseases Society of America (IDSA)<sup>66</sup> both recommend that tocilizumab only be administered within the context of a clinical trial.

Our search identified 45 registered ongoing trials, including 18 multicentre randomized trials in several countries across 4 continents. The details of the studies underway are provided in Appendix A (Table A1). The results of these trials will hopefully provide sufficient data regarding the role of tocilizumab in the context of COVID-19.

## Conclusion

Although basic science suggests rationale for administration of IL-6 receptor antagonists to patients with COVID-19, the clinical evidence regarding the efficacy and safety of tocilizumab for COVID-19 remains observational only and is methodologically flawed. As concerns have also been raised regarding the possibility of secondary infection, the use of this drug should be limited to the context of a clinical trial and accompanied by ethical committee approval and/or informed consent, as well as appropriate monitoring for side effects.

## Funding

None.

## Conflicts of interest

All authors declare to have no competing interests.

## Ethics approval

Not applicable.

## Consent to participate

Not applicable.

## Consent for publication

Not applicable.

## Availability of data and material

Available.

## Code availability

Not applicable.

## Authors' contributions

AC conceived the content, drafted the manuscript, approved the final version to be submitted. MI, MG, VG, AP helped in writing the manuscript and revised it critically for important intellectual content, approved the final version to be submitted. CG, AG, SE, MC conceived the content, drafted the manuscript, approved the final version to be submitted.

## Acknowledgment

None.

## Appendix A. Supplementary data

Supplementary material related to this article can be found, in the online version, at doi:<https://doi.org/10.1016/j.pulmoe.2020.07.003>.

## References

- Sanders JM, Monogue ML, Jodlowski TZ, Cutrell JB. Pharmacologic treatments for coronavirus disease 2019 (COVID-19): a review. *JAMA*. 2020, <http://dx.doi.org/10.1001/jama.2020.6019>.
- WHO. COVID-19 Situation report – 139. [https://www.who.int/docs/default-source/coronavirus/situation-reports/20200607-covid-19-sitrep-139.pdf?sfvrsn=79dc6d08\\_2](https://www.who.int/docs/default-source/coronavirus/situation-reports/20200607-covid-19-sitrep-139.pdf?sfvrsn=79dc6d08_2). 2020. [Accessed June 7, 2020].
- Johns Hopkins University & Medicine. Coronavirus resource center. <https://coronavirus.jhu.edu/map.html>. 2020. [Accessed June 7, 2020].
- Shi Y, Wang Y, Shao C, Huang J, Gan J, Xiaoping H, et al. COVID-19 infection: the perspectives on immune responses. *Cell Death Differ*. 2020;27:1451–4, <http://dx.doi.org/10.1038/s41418-020-0530-3>.
- Zhou F, Yu T, Du R, Fan G, Liu Y, Liu Z, et al. Clinical course and risk factors for mortality of adult inpatients with COVID-19 in Wuhan, China: a retrospective cohort study. *Lancet*. 2020, [http://dx.doi.org/10.1016/S0140-6736\(20\)30566-3](http://dx.doi.org/10.1016/S0140-6736(20)30566-3).
- Ruan Q, Yang K, Wang W, Jiang L, Song J. Clinical predictors of mortality due to COVID-19 based on an analysis of data of 150 patients from Wuhan, China. *Intensive Care Med*. 2020;46:846–8, <http://dx.doi.org/10.1007/s00134-020-05991-x>.
- Coomes EA, Haghbayan H. Interleukin-6 in COVID-19: a systematic review and meta-analysis. *medRxiv*. 2020, <http://dx.doi.org/10.1101/2020.03.30.20048058>.
- Cortegiani A, Ippolito M, Ingoglia G, Einav S. Chloroquine for COVID-19: rationale, facts, hopes. *Crit Care*. 2020, <http://dx.doi.org/10.1186/s13054-020-02932-4>.
- De Benedetti F, Brunner HI, Ruperto N, Kenwright A, Wright S, Calvo I, et al. Randomized trial of tocilizumab in systemic juvenile idiopathic arthritis. *N Engl J Med*. 2012;367:2385–95, <http://dx.doi.org/10.1056/NEJMoa1112802>.
- Singh JA, Beg S, Lopez-Olivo MA. Tocilizumab for rheumatoid arthritis. In: *Cochrane Database of Systematic Reviews*. John Wiley & Sons, Ltd; 2010, <http://dx.doi.org/10.1002/14651858.cd008331>.

11. Roche. FDA approves Roche's Actemra/RoActemra (tocilizumab) for the treatment of CAR T cell-induced cytokine release syndrome. <https://www.roche.com/media/releases/med-cor-2017-08-30.htm.htm>. [Accessed June 7, 2020].
12. Sterne JA, Hernán MA, Reeves BC, Berkman ND, Viswanathan M, Henry D, et al. ROBINS-I: a tool for assessing risk of bias in non-randomised studies of interventions. *BMJ*. 2016; <http://dx.doi.org/10.1136/bmj.i4919>.
13. Stang A. Critical evaluation of the Newcastle-Ottawa scale for the assessment of the quality of nonrandomized studies in meta-analyses. *Eur J Epidemiol*. 2010;25:603–5; <http://dx.doi.org/10.1007/s10654-010-9491-z>.
14. McGuinness LA, Higgins JPT. Risk-of-bias VISualization (robvis): an R package and Shiny web app for visualizing risk-of-bias assessments. *Res Synth Methods*. 2020; <http://dx.doi.org/10.1002/jrsm.1411>.
15. Sheng F, Han M, Huang Z, Zhang L. Interleukin 6 receptor inhibitor tocilizumab suppresses cytokine expression, inflammasome activation and phagocytosis in a cell model of sepsis. *Pharmazie*. 2016;71:636–9; <http://dx.doi.org/10.1691/ph.2016.6713>.
16. Radigan KA, Nicholson TT, Welch LC, Chi M, Amarelle L, Angulo M, et al. Influenza A virus infection induces muscle wasting via IL-6 regulation of the E3 ubiquitin ligase atrogin-1. *J Immunol*. 2019;202:484–93; <http://dx.doi.org/10.4049/jimmunol.1701433>.
17. Ibrahim YF, Moussa RA, Bayoumi AMA, Ahmed ASF. Tocilizumab attenuates acute lung and kidney injuries and improves survival in a rat model of sepsis via down-regulation of NF-κB/JNK: a possible role of P-glycoprotein. *Inflammopharmacology*. 2020;28:215–30; <http://dx.doi.org/10.1007/s10787-019-00628-y>.
18. Alattar R, Ibrahim TBH, Shaar SH, Abdalla S, Shukri K, Daghfal JN, et al. Tocilizumab for the treatment of severe coronavirus disease 2019. *J Med Virol*. 2020; <http://dx.doi.org/10.1002/jmv.25964>.
19. Campochiaro C, Della-Torre E, Cavalli G, De Luca G, Ripa M, Boffini N, et al. Efficacy and safety of tocilizumab in severe COVID-19 patients: a single-centre retrospective cohort study. *Eur J Intern Med*. 2020;76:43–9; <http://dx.doi.org/10.1016/j.ejim.2020.05.021>.
20. Price CC, Altice FL, Shyr Y, Koff A, Pischel L, Goshua G, et al. Tocilizumab treatment for cytokine release syndrome in hospitalized COVID-19 patients: survival and clinical outcomes. *Chest*. 2020; <http://dx.doi.org/10.1016/j.chest.2020.06.006>.
21. Kewan T, Covut F, Al-Jaghbeer MJ, Rose L, Gopalakrishna KV, Akbik B. Tocilizumab for treatment of patients with severe COVID-19: a retrospective cohort study. *EclinicalMedicine*. 2020; <http://dx.doi.org/10.1016/j.eclinm.2020.100418>.
22. Guaraldi G, Meschiari M, Cozzi-Lepri A, Milic J, Tonelli R, Menozzi M, et al. Tocilizumab in patients with severe COVID-19: a retrospective cohort study. *Lancet Rheumatol*. 2020; [http://dx.doi.org/10.1016/S2665-9913\(20\)30173-9](http://dx.doi.org/10.1016/S2665-9913(20)30173-9).
23. Capra R, De Rossi N, Mattioli F, Romanelli G, Scarpazza C, Sorman MP, et al. Impact of low dose tocilizumab on mortality rate in patients with COVID-19 related pneumonia. *Eur J Intern Med*. 2020; <http://dx.doi.org/10.1016/j.ejim.2020.05.009>.
24. Colaneri M, Bogliolo L, Valsecchi P, Sacchi P, Zuccaro V, Brandolino F, et al. Tocilizumab for treatment of severe COVID-19 patients: preliminary results from SMAtteo COVID19 REgistry (SMACORE). *Microorganisms*. 2020;8:695; <http://dx.doi.org/10.3390/microorganisms8050695>.
25. Quartuccio L, Sonaglia A, McGonagle D, Fabris M, Peghin M, Pecori D, et al. Profiling COVID-19 pneumonia progressing into the cytokine storm syndrome: results from a single Italian Centre study on tocilizumab versus standard of care. *J Clin Virol*. 2020; <http://dx.doi.org/10.1016/j.jcv.2020.104444>.
26. Sciascia S, Aprà F, Baffa A, Baldovino S, Boaro D, Boero R, et al. Pilot prospective open, single-arm multicentre study on off-label use of tocilizumab in patients with severe COVID-19. *Clin Exp Rheumatol*. 2020;38:529–32.
27. Xu X, Han M, Li T, Sun W, Wang D, Fu B, et al. Effective treatment of severe COVID-19 patients with tocilizumab. *Proc Natl Acad Sci*. 2020; <http://dx.doi.org/10.1073/pnas.2005615117>.
28. Luo P, Liu Y, Qiu L, Liu X, Liu D, Li J. Tocilizumab treatment in COVID-19: a single center experience. *J Med Virol*. 2020; <http://dx.doi.org/10.1002/jmv.25801>.
29. Toniati P, Piva S, Cattalini M, Garrafa E, Regola F, Castelli F, et al. Tocilizumab for the treatment of severe COVID-19 pneumonia with hyperinflammatory syndrome and acute respiratory failure: a single center study of 100 patients in Brescia, Italy. *Autoimmun Rev*. 2020;19:102568; <http://dx.doi.org/10.1016/j.autrev.2020.102568>.
30. Morena V, Milazzo L, Oreni L, Bestetti G, Fossali T, Bassoli C, et al. Off-label use of tocilizumab for the treatment of SARS-CoV-2 pneumonia in Milan, Italy. *Eur J Intern Med*. 2020;76:36–42; <http://dx.doi.org/10.1016/j.ejim.2020.05.011>.
31. Ip A, Berry DA, Hansen E, Goy AH, Pecora AL, Sinclair BA, et al. Hydroxychloroquine and tocilizumab therapy in COVID-19 patients—an observational study. *medRxiv*. 2020; <http://dx.doi.org/10.1101/2020.05.21.20109207>.
32. Kimmig LM, Wu D, Gold M, Pettit NN, Pitrak D, Mueller J, et al. IL6 inhibition in critically ill COVID-19 patients is associated with increased secondary infections. *medRxiv*. 2020; <http://dx.doi.org/10.1101/2020.05.15.20103531>.
33. Martinez-Sanz J, Muriel A, Ron R, Herrera S, Ron R, Perez-Molina JA, et al. Effects of tocilizumab on mortality in hospitalized patients with COVID-19: a multicenter cohort study. *medRxiv*. 2020; <http://dx.doi.org/10.1101/2020.06.08.20125245>.
34. Rossi B, Nguyen LS, Zimmermann P, Boucenna F, Baucher L, Dubret L, et al. Effect of tocilizumab in hospitalized patients with severe pneumonia COVID-19: a cohort study. *medRxiv*. 2020; <http://dx.doi.org/10.1101/2020.06.06.20122341>.
35. Petrak R, Skorodin N, Van Hise NW, Fliegelman RM, Pinsky J, Didwania V, et al. Tocilizumab as a therapeutic agent for critically ill patients infected with SARS-CoV-2. *medRxiv*. 2020; <http://dx.doi.org/10.1101/2020.06.05.20122622>.
36. Gorgolas M, Cabello A, Perez LP, Alvarez FV, Alvarez BA, Rodriguez Nieto MJ, et al. Compassionate use of tocilizumab in severe SARS-CoV2 pneumonia. When late administration is too late. *medRxiv*. 2020; <http://dx.doi.org/10.1101/2020.06.13.20130088>.
37. Fomina DS, Lysenko M, Beloglazova IP, Mutinova ZY, Poteshkina NG, Samsonova IV, et al. Temporal clinical and laboratory response to interleukin-6 receptor blockade with Tocilizumab in 89 hospitalized patients with COVID-19 pneumonia. *medRxiv*. 2020; <http://dx.doi.org/10.1101/2020.06.12.20122374>.
38. Roumier M, Paule R, Groh M, Vallee A, Ackermann F. Interleukin-6 blockade for severe COVID-19. *medRxiv*. 2020; <http://dx.doi.org/10.1101/2020.04.20.20061861>.
39. Rimland CA, Morgan CE, Bell GJ, Kim MK, Hendrick T, Marx A, et al. Clinical characteristics and early outcomes in patients with COVID-19 treated with tocilizumab at a United States academic center. *medRxiv*. 2020; <http://dx.doi.org/10.1101/2020.05.13.20100404>.
40. Ramaswamy M, Mannam P, Comer R, Sinclair E, McQuaid DB, Schmidt ML, et al. Off-label real world experience using tocilizumab for patients hospitalized with COVID-19 disease in a regional community health system a case-control study. *medrxiv*. 2020; <http://dx.doi.org/10.1101/2020.05.14.20099234>.

41. Somers EC, Eschenauer GA, Troost JP, Golob JL, Gandhi TN, Wang L, et al. Tocilizumab for treatment of mechanically ventilated patients with COVID-19. medRxiv. 2020, <http://dx.doi.org/10.1101/2020.05.29.20117358>.
42. Wadud N, Ahmed N, Shergil MM, Khan M, Krishna MG, Gilani A, et al. Improved survival outcome in SARS-CoV-2 (COVID-19) acute respiratory distress syndrome patients with tocilizumab administration. medRxiv. 2020, <http://dx.doi.org/10.1101/2020.05.13.20100081>.
43. Sanchez-Montalva A, Selares-Nadal J, Espinosa-Pereiro J, Fernandez-Hidalgo N, Perez-Hoyos S, Salvador F, et al. Early outcomes of tocilizumab in adults hospitalized with severe COVID-19. An initial report from the Vall d'Hebron COVID-19 prospective cohort study. medRxiv. 2020, <http://dx.doi.org/10.1101/2020.05.07.20094599>.
44. Perrone F, Piccirillo MC, Ascierio PA, Salvarani C, Parrella R, Marata AM, et al. Tocilizumab for patients with COVID-19 pneumonia. The TOCIDVID-19 phase 2 trial. medRxiv. 2020, <http://dx.doi.org/10.1101/2020.06.01.20119149>.
45. Garcia EM, Caballero VR, Albiach L, Agüero D, Ambrosioni J, Bodro M, et al. Tocilizumab is associated with reduction of the risk of ICU admission and mortality in patients with SARS-CoV-2 infection. medRxiv. 2020, <http://dx.doi.org/10.1101/2020.06.05.20113738>.
46. Sheppard M, Laskou F, Stapleton PP, Hadavi S, Dasgupta B. Tocilizumab (actemra). Hum Vaccines Immunother. 2017;13:1972–88, <http://dx.doi.org/10.1080/21645515.2017.1316909>.
47. Nishimoto N, Mima T. Tocilizumab. In: Rheumatoid Arthritis. Elsevier Inc.; 2009, <http://dx.doi.org/10.1016/B978-032305475-1.50050-1>.
48. Zhang S, Li L, Shen A, Chen Y, Qi Z. Rational use of tocilizumab in the treatment of novel coronavirus pneumonia. Clin Drug Investig. 2020;40:511–8, <http://dx.doi.org/10.1007/s40261-020-00917-3>.
49. Liu J, Li S, Liu J, Liang B, Wang X, Wang H, et al. Longitudinal characteristics of lymphocyte responses and cytokine profiles in the peripheral blood of SARS-CoV-2 infected patients. EBioMedicine. 2020, <http://dx.doi.org/10.1016/j.ebiom.2020.102763>.
50. Huang C, Wang Y, Li X, Ren L, Zhao J, Hu Y, et al. Clinical features of patients infected with 2019 novel coronavirus in Wuhan, China. Lancet. 2020;395:497–506, [http://dx.doi.org/10.1016/S0140-6736\(20\)30183-5](http://dx.doi.org/10.1016/S0140-6736(20)30183-5).
51. Van Der Poll T, Levi M, Hack CE, Cate H, van Deventer SJH, Eerenberg AJM, et al. Elimination of interleukin 6 attenuates coagulation activation in experimental endotoxemia in chimpanzees. J Exp Med. 1994;179:1253–9, <http://dx.doi.org/10.1084/jem.179.4.1253>.
52. Stouthard JML, Levi M, Hack CE, Veenhof CHN, Romijn HA, Sauerwein HP, et al. Interleukin-6 stimulates coagulation, not fibrinolysis, in humans. Thromb Haemost. 1996;76:738–42, <http://dx.doi.org/10.1055/s-0038-1650653>.
53. Levi M. Tocilizumab for severe COVID-19: a promising intervention affecting inflammation and coagulation. Eur J Intern Med. 2020;76:21–2, <http://dx.doi.org/10.1016/j.ejim.2020.05.018>.
54. Cecconi M, Forni G, Mantovani A. Ten things we learned about COVID-19. Intensive Care Med. 2020, <http://dx.doi.org/10.1007/s00134-020-06140-0>.
55. Shankar-Hari M, Calfee CS. Lack of clinical benefit of interferon  $\beta$ -1a among patients with severe acute respiratory distress syndrome: time to overhaul drug trials in ARDS? JAMA - J Am Med Assoc. 2020;323:713–5, <http://dx.doi.org/10.1001/jama.2019.22524>.
56. Abraham E, Anzueto A, Gutierrez G, Tessler S, San Pedro G, Wunderink R, et al. Double-blind randomised controlled trial of monoclonal antibody to human tumour necrosis factor in treatment of septic shock. Lancet. 1998;351:929–33, [http://dx.doi.org/10.1016/S0140-6736\(05\)60602-2](http://dx.doi.org/10.1016/S0140-6736(05)60602-2).
57. EMA. RoActemra - Summary of Product Characteristics. [https://www.ema.europa.eu/en/documents/product-information/roactemra-epar-product-information\\_en.pdf](https://www.ema.europa.eu/en/documents/product-information/roactemra-epar-product-information_en.pdf). [Accessed June 8, 2020].
58. Fda. ACTEMRA - HIGHLIGHTS OF PRESCRIBING INFORMATION. [https://www.accessdata.fda.gov/drugsatfda\\_docs/label/2017/125276s114lbl.pdf](https://www.accessdata.fda.gov/drugsatfda_docs/label/2017/125276s114lbl.pdf). [Accessed June 8, 2020].
59. Sepriano A, Kerschbaumer A, Smolen JS, van der Heijde D, Dougados M, van Vollenhoven R, et al. Safety of synthetic and biological DMARDs: a systematic literature review informing the 2019 update of the EULAR recommendations for the management of rheumatoid arthritis. Ann Rheum Dis. 2020;79:760–70, <http://dx.doi.org/10.1136/annrheumdis-2019-216653>.
60. AIFA. COVID-19: Studio randomizzato italiano, nessun beneficio dal tocilizumab. <https://www.aifa.gov.it/web/guest/-/covid-19-studio-randomizzato-italiano-nessun-beneficio-dal-tocilizumab>. [Accessed June 18, 2020].
61. National Health Commission & State Administration, Traditional Chinese Medicine. Diagnosis and Treatment Protocol for Novel Coronavirus Pneumonia. 2020. <https://www.chinalawtranslate.com/wp-content/uploads/2020/03/Who-translation.pdf>. [Accessed June 29, 2020].
62. SIMIT. Vademecum per la cura delle persone con malattia da COVID-19. <https://www.simit.org/news/11-vademecum-per-la-cura-delle-persone-con-malattia-da-covid-19>. Published 2020. [Accessed June 29, 2020].
63. Alhazzani W, Møller MH, Arabi YM, Loeb M, Gong MN, Fan E, et al. Surviving sepsis campaign: guidelines on the management of critically ill adults with Coronavirus Disease 2019 (COVID-19). Intensive Care Med. 2020, <http://dx.doi.org/10.1007/s00134-020-06022-5>.
64. NIH. Immune-Based Therapy | Coronavirus Disease COVID-19. <https://www.covid19treatmentguidelines.nih.gov/immune-based-therapy/>. [Accessed June 8, 2020].
65. WHO. Clinical Management of COVID-19 - Interim guidance 27 May 2020. 2020. <https://www.who.int/publications-detail/clinical-management-of-covid-19>. [Accessed June 29, 2020].
66. IDSA. Infectious Diseases Society of America Guidelines on the Treatment and Management of Patients with COVID-19. <https://www.idsociety.org/practice-guideline/covid-19-guideline-treatment-and-management/>. 2020. [Accessed May 26, 2020].