

SCIENTIFIC REPORTS



OPEN

Tuning the conductance of $\text{H}_2\text{O}@C_{60}$ by position of the encapsulated H_2O

Chengbo Zhu & Xiaolin Wang

Received: 11 January 2015
 Accepted: 22 September 2015
 Published: 08 December 2015

The change of conductance of single-molecule junction in response to various external stimuli is the fundamental mechanism for the single-molecule electronic devices with multiple functionalities. We propose the concept that the conductance of molecular systems can be tuned from inside. The conductance is varied in C_{60} with encapsulated H_2O , $\text{H}_2\text{O}@C_{60}$. The transport properties of the $\text{H}_2\text{O}@C_{60}$ -based nanostructure sandwiched between electrodes are studied using first-principles calculations combined with the non-equilibrium Green's function formalism. Our results show that the conductance of the $\text{H}_2\text{O}@C_{60}$ is sensitive to the position of the H_2O and its dipole direction inside the cage with changes in conductance up to 20%. Our study paves a way for the $\text{H}_2\text{O}@C_{60}$ molecule to be a new platform for novel molecule-based electronics and sensors.

The emerging field of molecular electronics (ME) based on single molecules offers a platform for miniaturization of devices which are able to respond to various external excitations¹. Thus, molecular electronic systems are ideal for the study of charge transport on the single molecule scale^{2–8}. The drive to design functional molecular devices has pushed the study of metal-molecule-metal junctions beyond electronic transport characterization⁹.

It should be pointed out that the change in conductance of single-molecule junctions in response to various external stimuli is at the focus of studies of single-molecule electronic devices with multiple functionalities. It is well known that, in addition to doping^{10–12}, a system's electrical conductance or resistivity does not change unless there are variations in its shape, size, and composition due to some external influence. Here, we propose the concept that the conductance of molecular systems can be tuned from inside, which offers a new degree of freedom for changes of conductance without changes in their physical appearance.

The systems which show such an effect should be cavity-like and able to encapsulate objects with freedom of motion inside the cavity. This is absent in any classical material. In addition, the effect breaks down for metallic cavities due to the screening effect. Systems showing this internal effect could be possible, however, in some single-molecule systems. The fullerenes have attracted much attention because it is thought to be a good candidate to build highly conductive molecular junctions since it was first conducted by a scanning tunnelling microscope^{13–18}. The fullerenes have many potential applications in molecular electronic devices, such as electrical amplifiers¹⁹, single-molecule transistors²⁰, and molecular switches²¹. Also, the transport of C_{60} -based junction becomes versatile after doping^{22–25}. Furthermore, a number of contact geometries, such as the ideal surface, the hollow position, pyramid-shaped clusters with 3 atoms in the first layer, or adatoms, have been studied theoretically and experimentally^{23,26–44}. It is believed that the interface between the single C_{60} molecule and the surface of a metallic electrode plays an important role in the transport properties of the system. Understanding and controlling charge transfer from electrodes to the molecule are essential for building functional molecular devices. The conductance of the junction is very sensitive to the interface³². Our proposal is that, with the same interface, the transport properties of a fullerene junction can be modified by encapsulation of an atom or molecule in the hollow cage^{45,46}. It has come to our attention that the recently synthesized molecular systems with H_2O encapsulated into C_{60} , $\text{H}_2\text{O}@C_{60}$, meets this criterion perfectly.

Encapsulating a single water molecule into the most common fullerene, C_{60} , has been accomplished experimentally⁴⁷. The synthesized molecule, $\text{H}_2\text{O}@C_{60}$, is fascinating^{48–51} as it provides a platform where the water molecule is isolated and prevented from forming any hydrogen bonding to another organic molecules or metals⁴⁹. $\text{H}_2\text{O}@C_{60}$ is a remarkable molecule that consists of a polar molecule encapsulated into a highly symmetric and nonpolar

Spintronic and Electronic Materials Group, Institute for Superconducting and Electronic Materials, Australian Institute for Innovative Materials, University of Wollongong, North Wollongong, New South Wales 2500, Australia. Correspondence and requests for materials should be addressed to X.W. (email: xiaolin@uow.edu.au)

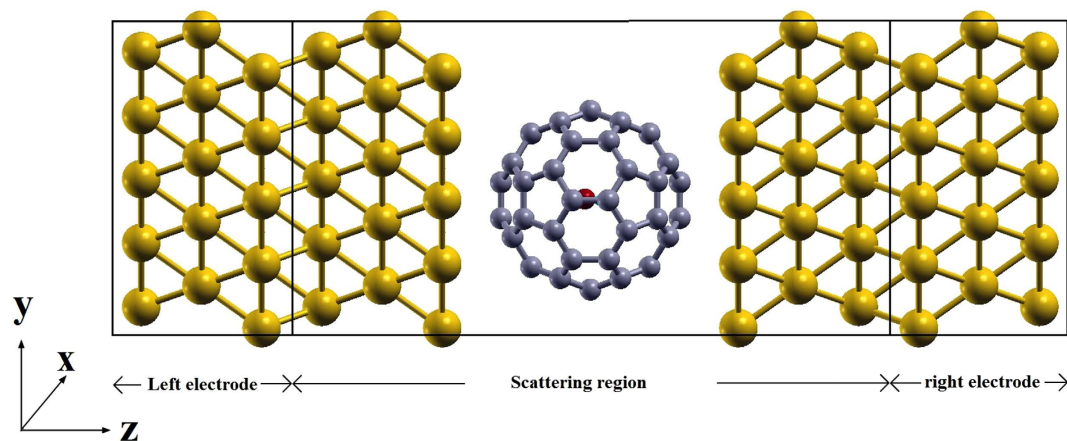


Figure 1. Schematic illustration of the $\text{H}_2\text{O}@C_{60}$ -based junction used in the transport calculations. White atoms: H, grey: C, golden: Au, red: O.

cage. For $\text{H}_2\text{O}@C_{60}$, the polarity is no longer associated with its external shape. The encapsulated water molecule can rotate freely around the center inside the cage.

In this paper, the transport properties of the $\text{H}_2\text{O}@C_{60}$ -based nanostructure sandwiched between electrodes are studied, as shown in Fig. 1. We demonstrate that, without changing the contact distance, the conductance of the $\text{H}_2\text{O}@C_{60}$ -molecule junction is dependent on the position and the dipole direction of the encapsulated H_2O molecule. Our study indicates that the $\text{H}_2\text{O}@C_{60}$ is a unique cage molecule for potential applications in ME and sensors.

To see if the screening effect exists, we first determine the local currents between the encapsulated water molecule and the C atoms on the cage^{52,53}, as shown in Fig. 2. The red (blue) arrows represent the positive (negative) currents. It is obvious that there is a local current on the encapsulated water molecule, indicating that the Faraday cage disappears completely when the $\text{H}_2\text{O}@C_{60}$ molecule is sandwiched between electrodes under voltage bias. According to our calculations, the current flows mainly through the carbon bonds on the cage. There are still electrons scattering from the C atoms to the water molecule, however, although it is very weak, being 1 per cent of the magnitude of the maximum current flowing between the C bonds. As can be seen, all the positive currents first flow onto the O atom and then flow out of the water molecule from the two H atoms. The negative currents do the opposite: they first flow onto the two H atoms and then go through the O atom to the C atoms on the cage. Interestingly, the current paths are symmetrical with respect to the y - z plane.

When the distance between the electrode and the fullerene molecule is shortened, the conductance increases rapidly³². We calculate the transmission when the C_{60} -Au distance is set to 3.2 a.u. The contact distance between the edge of the molecule and the surface of the electrode increases after relaxation. The junction is very conductive, and the conductance approaches $3.3 G_0$. In such a highly conductive junction, the current still flows through the encapsulated water molecule. Therefore, the C_{60} molecule cannot act as a Faraday cage when it is very conductive. From our calculations, the gap for the C_{60} molecule between the highest occupied molecular orbital (HOMO) and the lowest unoccupied molecular orbital (LUMO) is 1.65 eV, in agreement with Ref. 23. The gap is slightly reduced to 1.62 eV by the encapsulation of the H_2O molecule. The conductance of the C_{60} junction and the $\text{H}_2\text{O}@C_{60}$ junction at zero bias is $0.592 G_0$ and $0.577 G_0$, respectively.

It is still controversial whether the encapsulated water molecule is able to move freely inside the cage^{47,50,54}. Some believe that the weak O-C coupling exists in the molecule⁵⁰. In our calculations, when the $\text{H}_2\text{O}@C_{60}$ is bridged, the shortest O-C distance is 3.1686 Å, smaller than the summation of the van der Waals radii of the two atoms. The oxygen atom is 0.37 Å from the center of the bridged fullerene molecule after geometry optimization in our calculations. The dipole direction of the water molecule is almost along the z direction.

We calculate the conductance and total energy for the $\text{H}_2\text{O}@C_{60}$ junction with the water molecule at different positions, as shown in Fig. 3. From the relaxed position, the water molecule is moved left 1.0 Å (L1.0), up 1.0 Å (U1.0), right 0.5 Å (R0.5), and right 1.0 Å (R1.0), while the dipole direction remains constant. Also, the conductance is calculated when the dipole direction is rotated 180 degrees around the x -axis after the encapsulated water molecule is moved 1.0 Å to the right (RR). We will refer to these possibilities as the L1.0-, U1.0-, R0.5-, R1.0-, and RR-junctions. During the calculation, the position of the H_2O molecule is constrained. The conductances, their change ratios, and the total energies are plotted in Fig. 3(b). When the encapsulated water molecule moves right 0.5 Å, the distance between it and the center of the C_{60} cage is shorter than that between its relaxed position and the center of the C_{60} cage. It can be seen from Fig. 3(a,b) that when the water molecule moves toward the center of the C_{60} cage, the conductance of the junction decreases.

Remarkably, our calculations demonstrate that the transport properties of the $\text{H}_2\text{O}@C_{60}$ molecular junction can be tuned by manipulating the encapsulated water molecule without changing the contact geometry. Also, the results show that the disappearance of the screening effect is independent of the position of the water molecule. As the water molecule moves further right to the position of R1.0, the conductance increases to $0.575 G_0$, almost the same as for the $\text{H}_2\text{O}@C_{60}$ junction when the water molecule is at its relaxed position. Surprisingly, the conductance of the R1.0-junction increases when the dipole direction flips. As can be seen from Fig. 3(b), the total energy of

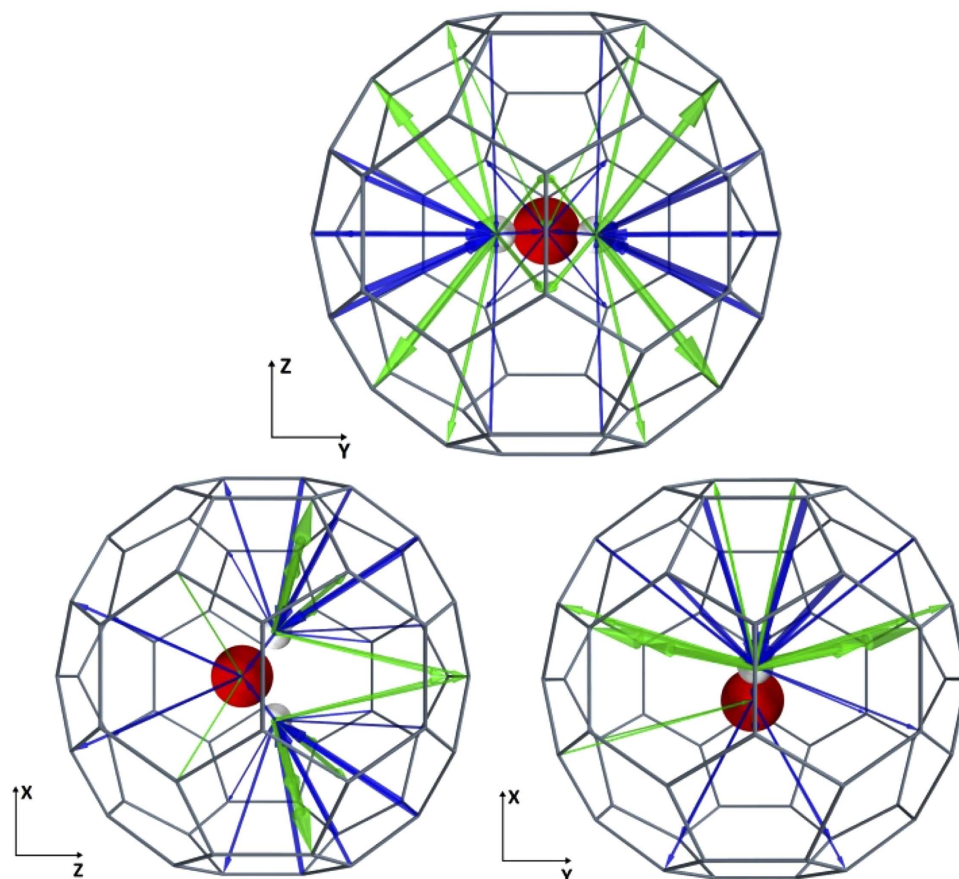


Figure 2. Local currents between the carbon atoms and the water molecule, where the radius of the cylinder is proportional to the current density. Green currents represent the positive transport direction (along the z direction), and blue currents represent the negative direction (along the $-z$ direction). The current is calculated at 0.5 V. It is obvious that the C_{60} molecule cannot act as a Faraday cage because there are a number of current channels between the encapsulated water molecule and the C atoms.

the RR-junction is much lower than that of the R1.0-junction, suggesting that the water molecule would change its dipole direction if it moved to the position of R1.0. The water molecule does not necessarily change its dipole direction by 180 degrees, as only two dipole directions are calculated. The most transmitting eigenchannel wave function on the bridged molecule at the Fermi energy is shown in Supplementary Fig. 1. The eigenchannel wave functions are obviously different when the position and dipole orientation of water molecule is changed.

It is apparent that not only can the position of the molecule affect the conductance, but also the dipole direction of the water molecule can influence the conductance and the local currents. We therefore calculate the conductances and total energies for $H_2O@C_{60}$ junctions with the dipoles of the encapsulated water molecule pointing in different directions, as shown in Fig. 3(c,d). During the calculation, the oxygen atom is fixed at its relaxed position. Z, $-Z$, X, $-X$, Y, and $-Y$ indicate the dipole direction of the water molecule. We will refer to these possibilities as Z-, $-Z$ -, X-, $-X$ -, Y-, and $-Y$ -junctions. The Z-junction is the $H_2O@C_{60}$ junction with the water molecule at its relaxed position. As can be seen from Fig. 3(c), the conductance is clearly dependent on the dipole direction. When the dipole direction of the water molecule is along the $-Z$ direction, the conductance is reduced. When the dipole points along Y or $-Y$, the conductance of the junction is larger. The total energy of the Y-junction is much higher than that of the $-Y$ -junction. The conductances of the X-junction and $-X$ -junction are both lower than that of the Z-junction. It is well known that the electrons of the fullerene are reorganized with respect to the dipole direction in which the encapsulated H_2O molecule points. The carbon atoms on the fullerene cage near the oxygen atom of the water molecule are slightly positively charged while those near the hydrogen atoms become slightly negatively charged^{47,55}. Thus, the conductance can be tuned by rotating the encapsulated water molecule. The analysis of conducting orbital and H_2O position, dipole orientation is shown in Supplementary Table 1. Also, the HOMO-LUMO gap error by GGA for device system is discussed in Supplementary Information.

There are many methods to tune the position and orientation of the H_2O molecule inside the cage such as light irradiation, magnetic and electric fields, heating, etc. All these external stimuli can ‘communicate’ with the water molecule causing it to adjust its location, which in turn changes the conductance of the $H_2O@C_{60}$ junction. Our study paves a way for the $H_2O@C_{60}$ molecule to act as new platform for novel molecule-based electronics and sensors.

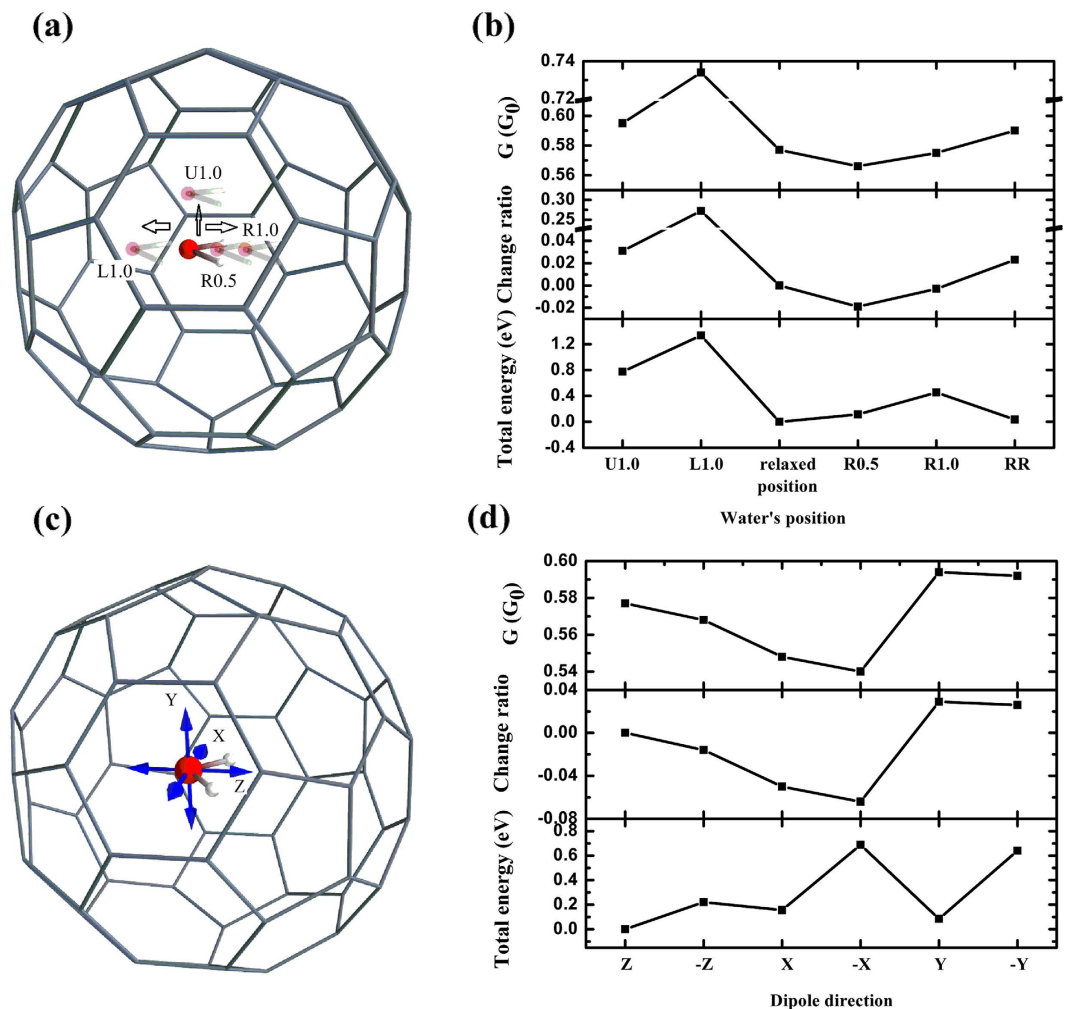


Figure 3. (a,b) The conductance, its change ratio, and the total energy at zero bias for $\text{H}_2\text{O}@C_{60}$ junctions with the encapsulated water molecule at different positions; (c,d) the conductance, its change ratio, and the total energy for $\text{H}_2\text{O}@C_{60}$ junctions with the dipole of the water molecule pointing in different directions. All conductance changes and total energies shown are relative to those of the $\text{H}_2\text{O}@C_{60}$ junction with the water molecule at the relaxed position. Negative change ratio represents conductance decreasing while positive change ratio represents it increasing. It is clear that, with the same contact geometry, the conductance is dependent not only on the position of the encapsulated water molecule, but also on the dipole direction of the water molecule.

In conclusion, we have theoretically investigated the transport properties of the single-molecule junction based on $\text{H}_2\text{O}@C_{60}$. The screening effect disappears completely when the $\text{H}_2\text{O}@C_{60}$ molecule is sandwiched between electrodes. The disappearance of the screening effect is independent of the position of the encapsulated water molecule.

Results from our calculations have clearly demonstrated that the conductance of $\text{H}_2\text{O}@C_{60}$ -junction is H_2O -position/orientation dependent without changing the contact geometry. This is the main motivation of this work: tuning the conductance of the $\text{H}_2\text{O}@C_{60}$ -junction by changing H_2O position inside the cage. We propose the following ways that can cause the H_2O to shift inside the cage:

- 1) External static electric field: as the $\text{H}_2\text{O}@C_{60}$ is a dipolar molecule which is able to respond to electric field, it could be affected and shifted by the external static electric field. Also, any ions or dipolar molecules in the vicinity of the $\text{H}_2\text{O}@C_{60}$ molecule can affect the electric field around the $\text{H}_2\text{O}@C_{60}$ molecule and its dipole orientation, so the position/orientation of the H_2O molecule inside the C_{60} cage could be changed, leading to the change of the conductance of the $\text{H}_2\text{O}@C_{60}$ -junction. Therefore, the $\text{H}_2\text{O}@C_{60}$ -junction can be used as sensors for the detection of either static electric field or ionic or dipolar molecules.
- 2) Light irradiation: The instantaneous vibrational frequencies of the encapsulated H_2O molecule have been studied by many groups^{50–52}. They came to agreement that the frequencies are different from those of the H_2O molecules with hydrogen bonding. Single photon with frequency matching the vibrational frequencies of the encapsulated H_2O can be absorbed and resonate with the H_2O molecule inside the cage, causing the

H₂O molecule shifting, and in turn leading to the change of the conductance of the junction by the single photon. That is to say, the H₂O@C₆₀-junction can be potentially useful as single photon detector.

Our findings on the H₂O dependent conductance and the above proposals indicate that H₂O@C₆₀-junction can play an important role in new applications in ME, optics, and other type of new molecule based sensors.

Methods

The density functional theory (DFT)-based non-equilibrium Green's function (NEGF) formalism has been employed to calculate the transport properties⁵⁶. The systems studied can be divided into three regions: central region, left electrode and right electrode, as shown in Fig. 1. The electronic structure for the central region was calculated using SIESTA⁵⁷. Each of the free molecules was relaxed first. Then, the molecular junctions were constructed by structures comprising a 6-layer slab Au (111) in a 5 × 5 representation and the relaxed free molecule. The H₂O@C₆₀ molecule is connected to the electrodes with 6:6 double bonds, and the initial distance between the edge atoms of the inserted molecules and the Au (111) atom plane in the electrode is set at 2.45 Å. The new structure is optimized again until the forces on all the atoms of the bridging molecule are smaller than 0.03 eV/Å. The generalized gradient (GGA) Perdew-Burke-Ernzerhof (PBE) approximation was used for exchange-correlation⁵⁸. A single-zeta plus polarization basis set for Au atoms and double-zeta plus polarization basis set for molecules were employed. The mesh cutoff was chosen as 300 Ry. The subsequent transport calculations are performed using TRANSIESTA⁵⁶. A 1 × 1 × 50 Monkhorst-Pack k-mesh was used. The zero-bias conductance G can be expressed as⁵⁹

$$G = G_0 T(E), \quad (1)$$

where T(E) is the transmission function, $G_0 = 2e^2/h$. Within the standard NEGF formalism, the transmission function is given by

$$T(E) = \text{Tr}[\Gamma_L(E)G(E)\Gamma_R(E)G^+(E)], \quad (2)$$

where the retarded green's function G(E) is

$$G(E) = [(E + i\eta)S - H - \Sigma_L(E) - \Sigma_R(E)]^{-1}, \quad (3)$$

with S and H being the overlap and Hamiltonian matrices of the central region, respectively. The electrode-coupling effect are evaluated by the self-energies as

$$\Gamma_{L/R}(E) = i[\Sigma_{L/R}(E) - \Sigma_{L/R}^+(E)]. \quad (4)$$

The structure of the junction is constrained while calculating the current under finite bias. The local currents were calculated using Inelastica^{52,60}.

References

- Ratner, M. A brief history of molecular electronics. *Nat. Nanotechnol.* **8**, 378–381 (2013).
- Reed, M. A., Zhou, C., Muller, C. J., Burgin, T. P. & Tour, J. M. Conductance of a molecular junction. *Science* **278**, 252–254 (1997).
- Smit, R. H. M., *et al.* Measurement of the conductance of a hydrogen molecule. *Nature* **419**, 906–909 (2002).
- Xu, B. Q. & Tao, N. J. Measurement of single-molecule resistance by repeated formation of molecular junctions. *Science* **301**, 1221–1223 (2003).
- Chen, F. *et al.* A Molecular switch based on potential-induced changes of oxidation state. *Nano Lett.* **5**, 503–506 (2005).
- Díez-Pérez, I. *et al.* Rectification and stability of a single molecular diode with controlled orientation. *Nat. Chem.* **1**, 635–641 (2009).
- Vazquez, H. *et al.* Probing the conductance superposition law in single-molecule circuits with parallel paths. *Nat. Nanotechnol.* **7**, 663–667 (2012).
- Bilan, S., Zotti, L. A., Pauly, F. & Cuevas, J. C. Theoretical study of the charge transport through C₆₀-based single-molecule junctions. *Phys. Rev. B* **85**, 205403 (2012).
- Aradhya, S. V. & Venkataraman, L. Single-molecule junctions beyond electronic transport. *Nat. Nanotech.* **8**, 399–410 (2013).
- Popoka, V. N., Azarkob, I. I., Gromova, A. V., Jönssona, M. & Lassesson, A. Conductance and EPR study of the endohedral fullerene Li@C₆₀. *Solid State Commun.* **133**, 499–503 (2005).
- Stróżecka, A. *et al.* Modification of the conductance of single fullerene molecules by endohedral doping. *Appl. Phys. Lett.* **95**, 133118 (2009).
- Kaneko, S. *et al.* Electron transport through single endohedral Ce@C₈₂ metallofullerenes. *Phys. Rev. B* **86**, 155406 (2012).
- Joachim, C., Gimzewski, J. K., Schlittler, R. R. & Chavy, C. Electronic transparency of a single C₆₀ molecule. *Phys. Rev. Lett.* **74**, 2102–2105 (1995).
- Smit, R. H. M., Noat, Y., Untiedt, C., Lang, N. D., Hemert, M. C. V. & Ruitenbeek, J. M. V. Measurement of the conductance of a hydrogen molecule. *Nature* **419**, 906–909 (2002).
- Kiguchi, M. *et al.* Highly conductive molecular junctions based on direct binding of benzene to platinum electrodes. *Phys. Rev. Lett.* **101**, 046801 (2008).
- Cheng, Z. *et al.* *In situ* formation of highly conducting covalent Au–C contacts for single-molecule junctions. *Nat. Nanotech.* **6**, 353–357 (2011).
- Chen, W. *et al.* Highly conducting π-conjugated molecular junctions covalently bonded to gold electrodes. *J. Am. Chem. Soc.* **133**, 17160–17163 (2011).
- Kim, Y., Pietsch, T., Erbe, A., Belzig, W. & Scheer, E. Benzenedithiol: A broad-range single-channel molecular conductor. *Nano Lett.* **11**, 3734 (2011).
- Joachim, C. & Gimzewski, J. K. An electromechanical amplifier using a single molecule. *Chem. Phys. Lett.* **265**, 353–357 (1997).
- Park, H. *et al.* Nanomechanical oscillations in a single-C₆₀ transistor. *Nature* **407**, 57–60 (2000).
- Nakaya, M., Tsukamoto, S., Kuwahara, Y., Aono, M. & Nakayama, T. Molecular scale control of unbound and bound C₆₀ for topochemical ultradense data storage in an ultrathin C₆₀ film. *Adv. Mater.* **22**, 1622–1625 (2010).
- Ono, T. & Hirose, K. First-principles study of electron-conduction properties of C₆₀ bridges. *Phys. Rev. Lett.* **98**, 026804 (2007).
- Zhao, P. *et al.* Large low bias negative differential resistance in an endohedral Li@C₆₀ dimer junction. *J. Phys. Chem. C* **116**, 7968–7974 (2012).

24. Zheng, X. H., Wang, X. L., Dai, Z. X. & Zeng, Z. Tuning the transport properties of a (C₆₀)₂ bridge with electron and hole dopings. *J Chem. Phys.* **134**, 044708 (2011).
25. Zhao, P., Liu, D. S., Liu, H. Y., Li, S. J. & Chen, G. Low bias negative differential resistance in C₆₀ dimer modulated by gate voltage. *Org. Electron.* **14**, 1109–1115 (2013).
26. Shukla, M. K., Dubey, M., Zakar, E. & Leszczynski, J. Density functional theory investigation of electronic structures and properties of Ag_n-C₆₀-Ag_n nanocontacts. *J. Phys. Chem. C* **116**, 1966–1972 (2012).
27. Shukla, M. K., Dubey, M., Zakar, E. & Leszczynski, J. Electronic structures and properties of Pd_n-C₆₀-Pd_n nanocontacts: A theoretical investigation. *J. Phys. Chem. C* **113**, 11351–11357 (2009).
28. Shukla, M. K., Dubey, M. & Leszczynski, J. Theoretical investigation of electronic structures and properties of C₆₀-□gold nanocontacts. *ACS Nano* **2**, 227–234 (2008).
29. Géranton, G., Seiler, C., Bagrets, A., Venkataraman, L. & Evers, F. Transport properties of individual C₆₀-molecules. *J. Chem. Phys.* **139**, 234701 (2013).
30. Abad, E., Martínez, J. I., Ortega, J. & Flores, F. Barrier formation and charging energy for a variable nanogap organic molecular junction: a tip/C₆₀/Au(111) configuration. *J. Phys. Condens. Matter* **22**, 304007 (2010).
31. Feng M., Zhao J. & Petek H. Atomlike, hollow-core-bound molecular orbitals of C₆₀. *Science* **320**, 359–362 (2008).
32. Néel, N., Kröger, J., Limot, L., Frederiksen, T., Brandbyge, M. & Berndt, R. Controlled contact to a C₆₀ molecule. *Phys. Rev. Lett.* **98**, 065502 (2007).
33. Schull, G., Dappe, Y., González, C., Hulou, H. & Berndt, R. Charge injection through single and double carbon bonds. *Nano Lett.* **11**, 3142–3146 (2011).
34. Yee, S. K., Malen, J. A., Majumdar, A. & Segalman, R. A. Thermoelectricity in fullerene-metal heterojunctions. *Nano Lett.* **11**, 4089–4094 (2011).
35. Taylor, J., Guo, H. & Wang, J. Ab initio modeling of open systems: Charge transfer, electron conduction, and molecular switching of a C₆₀ device. *Phys. Rev. B* **63**, 121104 (2011).
36. Hamada, I. & Tsukada, M. Adsorption of C₆₀ on Au(111) revisited: A van der Waals density functional study. *Phys. Rev. B* **83**, 245437 (2011).
37. Böhler, T., Edtbauer, A. & Scheer, E. Conductance of individual C₆₀ molecules measured with controllable gold electrodes. *Phys. Rev. B* **76**, 125432 (2007).
38. Sergueev, N., Demkov, A. A. & Guo, H. Inelastic resonant tunneling in C₆₀ molecular junctions. *Phys. Rev. B* **75**, 233418 (2007).
39. Wang, L. & Cheng, H. Density functional study of the adsorption of a C₆₀ monolayer on A(111) and Au(111) surfaces. *Phys. Rev. B* **69**, 165417 (2004).
40. Palacios, J. J., Pérez-Jiménez, A. J. & Louis, E. Fullerene-based molecular nanobridges: A first-principles study. *Phys. Rev. B* **64**, 115411 (2011).
41. Schull, G., Frederiksen, T., Brandbyge, M. & Berndt, R. Passing current through touching molecules. *Phys. Rev. Lett.* **103**, 206803 (2009).
42. Bilan, L., Zotti, A., Pauly, F. & Cuevas, J. C. Theoretical study of the charge transport through C₆₀-based single-molecule junctions. *Phys. Rev. B* **85**, 205403 (2012).
43. Frederiksen, T., Foti, G., Scheurer, F., Speisser, V. & Schull, G. Chemical control of electrical contact to sp² carbon atoms. *Nat. Commun.* **5**, 3659 (2013).
44. Schull, G., Frederiksen, T., Arnau, A., Sánchez-Portal, D. & Berndt, R. Atomic-scale engineering of electrodes for single-molecule contacts. *Nat. Nanotechnol.* **6**, 23 (2011).
45. Ton-That, C. *et al.* Electrostatic ordering of the lanthanum endoatom in La@C₈₂ adsorbed on metal surfaces. *Phys. Rev. B* **71**, 045419 (2005).
46. Kaneko, S. *et al.* Electron transport through single endohedral Ce@C₈₂ metallofullerenes. *Phys. Rev. B* **86**, 155406 (2012).
47. Kurotobi, K. & Murata, Y. A Single molecule of water encapsulated in fullerene C₆₀. *Science* **333**, 613–616 (2011).
48. Xu, B. & Chen, X. Electrical-driven transport of endohedral fullerene encapsulating a single water molecule. *Phys. Rev. Lett.* **110**, 156103 (2013).
49. Balch, A. L. H₂O in a desert of carbon atoms. *Science* **333**, 531–532 (2011).
50. Varadwaj, A. & Varadwaj, P. R. Can a single molecule of water be completely isolated within the subnano-space inside the fullerene C₆₀ cage? A quantum chemical prospective. *Chem. -Eur. J.* **18**, 15345–15360 (2012).
51. Ensing, B., Costanzo, F. & Silvestrelli, P. L. On the Polarity of Buckminsterfullerene with a Water Molecule Inside. *J. Phys. Chem. A* **116**, 12184–12188 (2012).
52. Paulsson, M. & Brandbyge, M. Transmission eigenchannels from nonequilibrium Green's functions. *Phys. Rev. B* **76**, 115117 (2007).
53. Okabayashi, N., Paulsson, M., Ueba, H., Konda, Y. & Komeda, T. Inelastic tunneling spectroscopy of alkanethiol molecules: high-resolution spectroscopy and theoretical simulations. *Phys. Rev. Lett.* **104**, 077801 (2010).
54. Farimani, A. B., Wu, Y. & Aluru, N. Rotational motion of a single water molecule in a buckyball. *Phys. Chem. Chem. Phys.* **15**, 17993–18000 (2013).
55. Guédon, C. M. *et al.* Observation of quantum interference in molecular charge transport. *Nat. Nanotechnol.* **7**, 305–309 (2012).
56. Brandbyge, M., Mozos, J. L., Ordejón, P., Taylor, J. & Stokbro, K. Density-functional method for nonequilibrium electron transport. *Phys. Rev. B* **65**, 165401 (2002).
57. Soler, J. M. *et al.* The SIESTA method for *ab initio* order-N materials simulation. *J. Phys.: Cond. Mat.* **14**, 2745–2779 (2002).
58. Perdew, J. P., Burke, K. & Ernzerhof, M. Generalized gradient approximation made simple. *Phys. Rev. Lett.* **77**, 3865 (1996).
59. Datta, S. *Electronic Transport in Mesoscopic Systems* (Cambridge University Press, Cambridge, 1995).
60. Frederiksen, T. & Paulsson, M. The Inelastic software <http://sourceforge.net/projects/inelastic>.

Acknowledgements

X. Wang acknowledges support for this work from the Australian Research Council (ARC) through an ARC Discovery Project (DP130102956) and an ARC Professorial Future Fellowship Project (FT130100778). Computational resources used in this work were provided by Intersect Australia Ltd.

Author Contributions

X.W. put forward the idea and supervised the whole work. C.Z. performed calculations and wrote the manuscript. All authors reviewed the manuscript.

Additional Information

Supplementary information accompanies this paper at <http://www.nature.com/srep>

Competing financial interests: The authors declare no competing financial interests.

How to cite this article: Zhu, C. and Wang, X. Tuning the conductance of $H_2O@C_{60}$ by position of the encapsulated H_2O . *Sci. Rep.* **5**, 17932; doi: 10.1038/srep17932 (2015).



This work is licensed under a Creative Commons Attribution 4.0 International License. The images or other third party material in this article are included in the article's Creative Commons license, unless indicated otherwise in the credit line; if the material is not included under the Creative Commons license, users will need to obtain permission from the license holder to reproduce the material. To view a copy of this license, visit <http://creativecommons.org/licenses/by/4.0/>