

# The effectiveness of reproductive surgery in the treatment of female infertility: facts, views and vision

J. BOSTEELS<sup>1,2</sup>, MD, S. WEYERS<sup>3</sup>, MD, PhD, C. MATHIEU<sup>4</sup>, MD, PhD, B. W. MOL<sup>5</sup>, MD, PhD, T. D'HOOGHE<sup>6</sup>, MD, PhD

<sup>1</sup>Department of Obstetrics and Gynaecology, Imeldahospitaal, Imeldalaan 9, 2820 Bonheiden, Belgium.

<sup>2</sup>CEBAM, Centre for evidence-based medicine, the Belgian branch of the Cochrane Collaboration, Capucijnenvoer 33, blok J, 3000 Leuven.

<sup>3</sup>Universitaire Vrouwenkliniek, Ghent University Hospital, De Pintelaan 185, 9000 Ghent, Belgium.

<sup>4</sup>Department of Endocrinology, University Hospital Gasthuisberg, Herestraat 49, 3000 Leuven, Belgium.

<sup>5</sup>Department of Obstetrics and Gynaecology, Academic Medical Centre, 1105 DE, Amsterdam, the Netherlands.

<sup>6</sup>Leuven University Fertility Centre, Department of Obstetrics and Gynaecology, University Hospital Gasthuisberg, Herestraat 49, 3000 Leuven, Belgium.

Correspondence at: Dr. Jan Bosteels, MD, Department of Obstetrics and Gynaecology, Imeldahospitaal, Imeldalaan 9, 2820 Bonheiden, Belgium

Tel.: + 32 15 505205; e-mail: jan.bosteels@med.kuleuven.be

## Abstract

**Background:** The role of reproductive surgery is declining due to the widespread availability of assisted reproductive technology, but an evidence-based fundament for this decline is lacking. We therefore performed a systematic review of the literature.

**Methods:** We searched MEDLINE, EMBASE and the Cochrane Library for randomised trials evaluating laparoscopic or hysteroscopic interventions in subfertile women, studying pregnancy or live birth rates. We present an overview of the results and quality of the detected studies.

**Results:** The methodological quality of the 63 detected studies was mediocre. The laparoscopic treatment of minimal/mild endometriosis might increase the pregnancy rate but the two major studies report conflicting results. Excision of the endometriotic cyst wall increases the spontaneous conception rate (RR 2.8, 95% CI 1.4-5.5). Laparoscopic ovarian drilling results at least in equal pregnancy rates as gonadotropin treatment (RR 1.0, 95% CI 0.83-1.2) but decreases the multiple pregnancy rate (RR 0.16, 95% CI 0.04-0.58). Laparoscopic tubal surgery for hydrosalpinx prior to IVF increases the pregnancy rate (RR 1.9, 95% CI 1.4-2.7). Removal of polyps prior to IUI increases the pregnancy rate (RR 2.2, 95% CI 1.6-3.1). Myomectomy for submucosal fibroids results in higher pregnancy rates (RR 2.2, 95% CI 1.6-2.9). The removal of intramural/ subserosal fibroids shows a beneficial trend, albeit not statistically significant (RR 1.2, 95% CI 0.75-1.9). Hysteroscopy in patients with recurrent IVF failure increases the pregnancy rates even in the absence of pathology (RR 1.6, 95% CI 1.3-1.9).

**Conclusions:** Although the limited evidence indicates a positive role for some surgical reproductive interventions, we should be very cautious in providing guidelines for clinical practice in reproductive surgery since more research is needed.

**Key words:** Laparoscopy, hysteroscopy, reproductive surgery, effectiveness, pregnancy rate, live birth rate.

## Abbreviations

ART: assisted reproductive technology

CDSR: Cochrane Database of Systematic Reviews

CENTRAL: Cochrane Central Register of Controlled Trials

CI: confidence interval

DARE: Database of Abstracts of Reviews of Effects

HTA: Health Technology Assessment Database

IVF: in vitro fertilisation

IUI: intrauterine insemination

MH-F: Mantel-Haenszel, fixed effects model

mRCT: metaRegister of Controlled Trials  
PRISMA: Preferred Reporting Items for Systematic Reviews and Meta-Analyses  
RR: risk ratio  
RCT: randomised controlled trial

## Introduction

Worldwide ART has replaced reproductive surgery for tubal factor infertility, limiting its role as first-line treatment (Bosteels *et al.*, 2007). It is not clear whether this change in clinical practice is due to the higher cost-effectiveness of ART compared to reproductive surgery or caused by other factors such as a lack of surgical expertise, patient's desires to achieve results rapidly or the concern to protect patients from procedure-related complications. In moderate and severe endometriosis radical laparoscopic surgery is often delayed until several ART cycles have failed (Littman *et al.*, 2005). Its surgical treatment necessitates a high level of expertise (Kennedy *et al.*, 2005).

As a consequence, laparoscopy is increasingly bypassed in the diagnostic work-up of infertility (Fatum *et al.*, 2002). Some authors report that the exploration by diagnostic laparoscopy in an infertile population either did not reveal any pathology or only minimal or mild endometriosis in 40-70% of cases (Forman *et al.*, 1993). From a prognostic point of view, the test 'diagnostic laparoscopy' fails to be an ideal predictor for infertility (Collins *et al.*, 1995; Mol *et al.*, 1999). However, the shift away from reproductive laparoscopic surgery favoring ART is not supported by solid evidence.

The position of hysteroscopy in current fertility practice is similarly unclear. Used on an outpatient basis with small calibre hysteroscopes, its technical feasibility and high patient compliance in general gynaecological practice are demonstrated by numerous RCTs (Kremer *et al.*, 2000; Soriano *et al.*, 2000; Unfried *et al.*, 2001; De Angelis *et al.*, 2003; Guida *et al.*, 2003; Litta *et al.*, 2003; Pellicano *et al.*, 2003; Marsh *et al.*, 2004; Shankar *et al.*, 2004; Campo *et al.*, 2005; Sharma *et al.*, 2005; Garbin *et al.*, 2006; Guida *et al.*, 2006; Sagiv *et al.*, 2006; De Placido *et al.*, 2007; Kabli and Tulandi, 2008). However, neither the ease of use nor the low costs should by themselves justify the widespread application of a surgical procedure. Indeed, the number of RCTs demonstrating the effectiveness of hysteroscopy in treating female infertility is limited (Bosteels *et al.*, 2010).

Our aim is to study the effectiveness of reproductive surgery in treating female subfertility, by giving an overview of all published randomised trials measuring pregnancy or live birth rates.

## Methods

### *Literature search methodology*

For the current systematic review no written protocol was registered.

We aimed to identify randomised clinical trials (RCTs) or systematic reviews of such trials on reproductive surgery in infertile women with pregnancy or live birth rate as the primary outcome. To do so, we searched the Cochrane Library (1970 to June 1<sup>st</sup> 2010) for relevant trials in the CDSR, DARE, CENTRAL or HTA databases. We also searched the National Library of Medicine's MEDLINE using a combination of textwords and MeSH terms for "laparoscopy", "hysteroscopy", "infertility", "pregnancy rate" and "live birth rate" (1966-June 1<sup>st</sup> 2010) and Excerpta Medica EMBASE (1974 to June 1<sup>st</sup> 2010). The search strategies in the appropriate thesaurus for each database were developed by a librarian at the University Biomedical Library Campus Gasthuisberg, Katholieke Universiteit Leuven and are described in the addendum. The search strategy included the filters from the Cochrane Collaboration website (Haynes *et al.*, 1994; Dickersin *et al.*, 1994), developed for the detection of randomised controlled trials with reported sensitivities of 95 and 99% (Shojania and Bero, 2001; Robinson and Dickersin, 2002; Glanville *et al.*, 2006). We also searched the Current Controlled Trials (metaRegister) at <http://www.controlled-trials.com/> for registered relevant trials. The last up-dated search was done on June 1<sup>st</sup> 2010.

Language restrictions were not applied, and the searches were done simultaneously and independently by two authors (JB and TD). The reference lists of all known primary articles were examined independently by the same two authors (JB and TD). We also used the 'related articles' function of PubMed, as well as the reference lists of detected articles to look for relevant studies.

### *Study selection*

We included RCTs reporting on pregnancy or live birth rates, but excluded non-randomised trials, studies not reporting on reproductive outcome or done in a population with gynaecological problems other than infertility as well as trials on diagnostic accuracy, technical feasibility, patient compliance and cost-effectiveness. Study selection was done by two authors independently based on reviewing the full text article (JB and TD). The  $\kappa$ -value of inter-reviewer agreement on the final inclusion of the relevant RCTs was 0.82. In case of disagreement, the opinion of a third author was asked (SW) until consensus was reached.

## Data extraction and critical appraisal

For data extraction and critical appraisal of the methodology, the PRISMA Statement was followed (Moher *et al.*, 2009). The characteristics of the different study populations, the control and study intervention as well as other relevant study characteristics were extracted from the full text articles. The corresponding authors were contacted in case of unclear study methodology or to obtain missing data. Two authors (JB and TD) independently extracted relevant study data. The critical appraisal based on the internal validity, the magnitude of the treatment effect and the general applicability was done by using standardised work sheets for quality assessment of randomised controlled trials from the website of the Dutch Cochrane Centre (<http://dcc.cochrane.org/sites/dcc.cochrane.org/files/uploads/RCT.pdf>). The internal validity was based on the description of the randomisation sequence generation, allocation concealment, blinding of physicians/patients and outcome assessors, the assessment of incomplete data and whether selective reporting or other forms of bias were likely or not.

## Data synthesis and statistical analysis

Statistical analysis was done using the latest updated software provided by the Cochrane Collaboration (Rev Man 5 version 5.0.24, April 16<sup>th</sup> 2010). Dichotomous data were extracted in 2x2 tables. After consulting with a biostatistician we decided to express the results of individual trials and of the meta-analyses as risk ratios (RR) with 95% confidence limits (95% CI) using a fixed effects model (Mantel-Haenszel method). A sensitivity analysis comparing the use of odds ratios (OR) to risk ratios did not yield differences in the direction of the observed treatment effect, but in general the estimations of the treatment effect were more conservative with the use of RR. To facilitate clinical interpretation, results were re-expressed as numbers needed-to-treat (NNT) with 95% confidence intervals (CI). The NNTs were calculated from the RR in the meta-analyses using appropriate mathematical formulae available from the Cochrane Handbook for Systematic Reviews of Interventions. Statistical heterogeneity was assessed with the Chi-square test and the  $I^2$  test.

We estimated the risk of bias at the study level and across studies using the risk of bias tool provided by the Cochrane Collaboration based on the randomisation sequence generation, concealment of allocation, blinding of patients/physicians and outcome assessors, selective reporting of outcomes, whether or not incomplete data were addressed and the probability of other forms of bias.

We assessed the quality of the included trials by providing levels of evidence using the software provided by the Cochrane Collaboration (GRADE profiler version 3.2.2.20090501). An alternative grading system was used by allocating a 'level E' for 'evidence of an effect' when there was evidence of a significant difference between the interventions studied for the pregnancy or live birth rate or a 'level G' for 'gap in evidence' when there was insufficient evidence of effectiveness or harm. A label 'E&G' was allocated when there was some evidence of a significant effect along with some gaps for the primary outcomes.

## Results

The process of literature search and selection is described in Figure 1. We retrieved 106 possibly relevant articles in MEDLINE, 334 possibly relevant articles in EMBASE and 170 relevant reviews, clinical trials and abstracts of reviews from the Cochrane Library. We identified 37 possibly relevant trials in the Current Controlled Trials Register. After screening of the abstracts or titles of non duplicate 592 possibly relevant publications, 97 full text articles were assessed for eligibility. Finally, we included 63 randomised trials on reproductive surgical techniques and pregnancy outcome. An overview of these trials and a summary of their findings grouped according to the specific pathology or clinical setting are presented in table 1.

## How effective is reproductive surgery by laparoscopy in subfertile women compared to alternative treatments?

### *Minimal and mild endometriosis*

There are two RCTs on the effectiveness of laparoscopic surgery for minimal or mild endometriosis in women with otherwise unexplained subfertility (Marcoux *et al.*, 1997; Gruppo Italiano, 1999). The larger Canadian trial ( $n = 341$ ) showed a treatment effect of the laparoscopic excision/ablation of minimal or mild endometriosis for the ongoing pregnancy rate at 9 months compared to diagnostic laparoscopy (RR 1.7, 95% CI 1.1-2.5). For every eight women with unexplained subfertility and associated minimal or mild endometriosis treated by laparoscopic excision or ablation, it is expected that one additional person will have an ongoing pregnancy (NNT = 8, 95% CI 5 to 32). The beneficial treatment effect was still present in patients without endometriotic adhesions ( $n = 284$ ) as demonstrated by a subgroup analysis (cumulative incidence ratio 1.6, 95% CI 1.2-2.5).

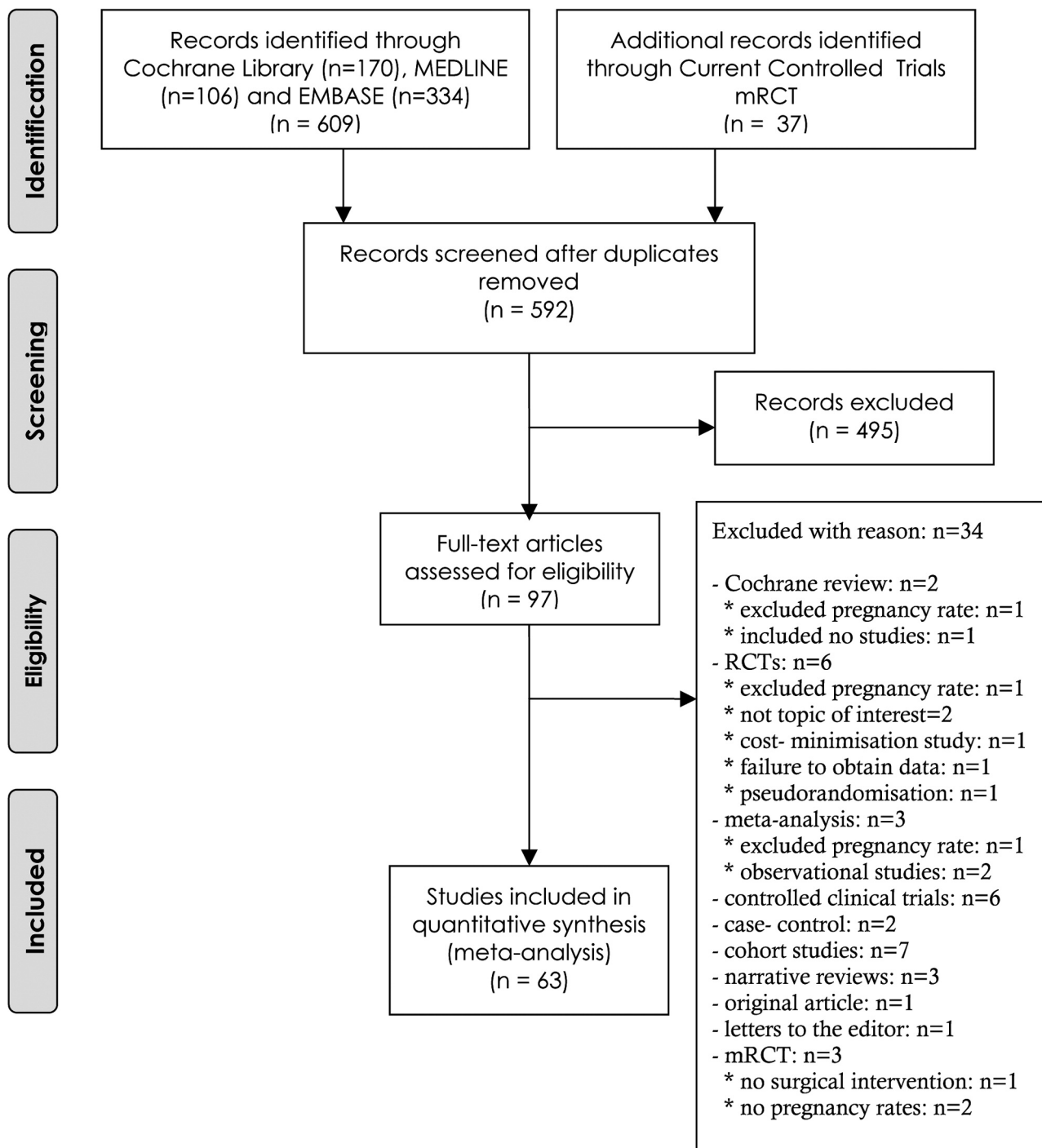


Fig. 1. — PRISMA 2009 Flow Diagram: Systematic Review of benefit after reproductive surgery

The smaller Italian study (n = 101) failed to demonstrate a statistically significant difference, but more important did not even show a trend to a higher number of pregnancies (RR 0.81, 95% CI 0.41-1.6) or an increase in the live-birth rate (OR 0.88, 95% CI 0.40-1.9). Despite the conflicting results, the data of both trials were pooled in a Cochrane review (Jacobson *et al.*, 2010). The laparoscopic treatment of minimal or mild endometriosis shows a trend in increasing the ongoing pregnancy or live birth rate

which is marginally significant (RR 1.5, 95% CI 1.0-2.1). By doing a re-analysis of the primary data of the Italian trial, we found that data from 5 women in the intervention group and 3 women in the control group were missing. This discrepancy could not be clarified after contacting the authors. A post hoc sensitivity analysis aimed at examining whether the missing data could have had an impact on the results, did not demonstrate statistically significant differences between the intervention and control groups

**Table 1.** — Summary of findings of included studies.

reference	population	intervention	comparison	outcome	RR (95% CI)
<b>Laparoscopic treatment of minimal and mild endometriosis in women with otherwise unexplained infertility</b>					
Gruppo Italiano 1999	101 women aged 20-39 y with unexplained infertility > 12m and r-AFS I endometriosis	resection/ ablation (n = 54)	diagnostic laparoscopy only (n = 47)	TDR PR (unclear)	0.88 (0.40, 1.9) 0.81 (0.41, 1.6)
Marcoux 1997	341 women < 37 y with unexplained infertility > 2 y and r-AFS I endometriosis	excision/ ablation and adhesiolysis (n = 172)	diagnostic laparoscopy only (n = 169)	CPR 9 m FR	1.7 (1.1, 2.5) 1.9 (1.2, 3.1)
<b>Laparoscopic treatment of endometriotic cysts in infertile women</b>					
Alborzi 2004	100 women with a mean age of 28 y and the presence of an endometrioma > 3 cm on US	excision (n = 32)	drainage and ablation (n = 30)	CPR 12 m	2.5 (1.2, 5.2)
Beretta 1998	64 women aged 20-40 y with endometrioma > 3 cm on US	excision (n = 9)	bipolar ablation (n = 17)	CPR 24 m	5.7 (0.68, 47)
Demiroglu 2006	99 women with mean age 35 y and endometriomas ≥ 3 and < 6 cm on TVUS	drainage and dissection of the pseudocapsule (n = 49)	ICSI (n = 50)	PR/P	0.91 (0.54, 1.5)
<b>Laparoscopic ovarian drilling for ovulation induction in infertile women with PCOS</b>					
Al- Mazyen 2007	21 women aged 20-38 y with CC-resistant PCOS	bilateral LOD +/- CC (n = 10)	unilateral LOD +/- CC (n = 10)	PR/P? unclear	0.83 (0.37, 1.8)
Amer 2009	72 anovulatory women aged 18-39 y with PCOS	LOD (+/_ CC) (n = 33)	clomiphene citrate 12 c (+/-LOD). (n = 32)	PR LBR/P	0.87 (0.59, 1.3) 0.81 (0.50, 1.3)
Balen 1994	10 patients mean age 29.5 y with refractory PCOS	unilateral LOD (n = 4)	bilateral LOD (n = 6)	PR/P? unclear	not estimable
Bayram 2004	168 women mean age 29 y with CC-resistant PCOS	LOD +/-CC - rFSH (n = 83)	gonadotropin (rFSH) max 6 c (n = 85)	OPR/P LBR/P	1.01 (0.81, 1.2) 1.04 (0.82, 1.3)
Farquhar 2002	50 women aged 20-38 y with CC-resistant PCOS	LOD (n = 29)	gonadotropin (HMG or rFSH) 3 cycles (n = 21)	OPR/P LBR/P	0.72 (0.24, 2.2) 0.72 (0.20, 2.6)
Ghafari 2010	100 women with CC-resistant PCOS	LOD (n = 50)	gonadotropin (n = 50)	OPR/P	0.80 (0.34, 1.9)
Hamed 2010	110 women aged 20-35 y with CC- and insulin-resistant PCOS	diagnostic laparoscopy + metformin (n = 55)	LOD (n = 55)	PR/C PR/P	2.1 (1.02, 4.2) 1.9 (1.02, 3.6)
Kaya 2005	35 women with CC-resistant PCOS	bilateral LOD (n = 17)	3 cycles of gonadotropin + IUI (n = 18)	PR/P	1.1 (0.42, 1.6)
Lazoviz 1998	57 women with CC-resistant PCOS	LOD (n = 29)	6 cycles of gonadotropin (n = 28)	PR/P	1.8 (0.98, 3.4)
Palomba 2010	50 infertile women with CC-resistant PCOS	LOD + observation (n = 25)	CC + metformin (n = 25)	LBR/C	1.1 (0.62, 1.9)
Roy 2009	44 women mean age 29 y with CC-resistant PCOS	bilateral LOD +/- CC (n = 22)	unilateral LOD +/- CC (n = 22)	PR THBR	1.0 (0.52, 1.9) 0.89 (0.42, 1.9)
Roy 2010	43 women aged 20-40 y with CC-resistant PCOS	rosiglitazone 4 mg bd + CC (n = 22)	unilateral LOD with multi-vitamins bd + CC (n = 21)	CPR 6m	0.82 (0.43, 1.6)
Sharma 2006	20 women with CC-res. PCO	bipolar LOD (n = 10)	unipolar LOD (n = 10)	PR/P	0.75 (0.41, 1.4)
Vegetti 1998	29 women with CC-res. PCO	LOD (n = 16)	gonadotropin (FSH) 6 c (n = 13)	PR/P	0.33 (0.07, 1.4)
Youssef 2007	87 women with PCOS	uni.LOD +/-CC (n = 43)	bil.LOD +/-CC (n = 44)	PR/P	1.1 (0.75, 1.5)
Zakherah 2010	150 women with CC-resistant PCOS	clomiphene + tamoxifen (n = 75)	LOD without ovulation induction (n = 75)	LBR/P	0.89 (0.63, 1.3)
<b>Pre and postoperative medical therapy for endometriosis surgery</b>					
Alborzi 2007	88 infertile women with endometriosis all stages	pentoxifylline 800 mg (n = 43)	placebo (n = 45)	PR/P	1.1 (0.65, 1.9)
Balash 1997	60 infertile women with r-AFS I/ II endometriosis	pentoxifylline 800 mg (n = 30)	placebo (n = 30)	CPR 12 m	1.7 (0.64, 4.4)
Batioglu 1997	25 women with uni- or bilateral endometriomas > 3 cm	postsurgical treatment with triptorelin 3.75 mg im x 4 weekly 6 m (n = 13)	presurgical treatment with triptorelin 3.75 mg im x 4 weekly 6 m (n = 13)	CPR 12 m	0.46 (0.15, 1.4)

Bianchi 1999	77 women < 40 y with advanced endometriosis	danazol 600 mg/d during 3 months (n = 36)	no treatment (n = 41)	PR/P	1.1 (0.53, 2.3)
Busacca 2001	women < 40 y with r-AFS III/ IV endometriosis	GnRHa (n = 15)	no treatment (n = 15)	CPR 18 m	0.83 (0.32, 2.1)
Creus 2008	104 women with r-AFS I/II endometriosis	pentoxifylline 800 mg (n = 51)	placebo (n = 53)	CPR 6 m	2.02 (0.88, 4.6)
Loverro 2001	62 women with r-AFS III/IV endometriosis	GnRHa (n = 33)	no treatment (n = 29)	PR/P	0.73 (0.25, 2.1)
Parazzini 1994	75 women < 38 y with r-AFS III/ IV endometriosis	nafarelin nasal 400 µg daily during 3 months (n = 36)	placebo (n = 39)	PR/P	1.1 (0.42, 2.8)
Telimaa 1987	60 women with advanced endometriosis	danazol 600 mg daily (n = 20) or MPA 100 mg daily (n = 20)	placebo (n = 20)	PR/P	0.89 (0.09, 8.4)
Vercellini 1999	269 premenopausal women with endometriosis score ≥ 4	goserelin sc 3.6 mg /4w 6m (n = 133)	no treatment (n = 134)	PR/P	0.63 (0.28, 1.4)
<b>Surgical treatment for tubal disease in women due to undergo in vitro fertilisation</b>					
Dechaud 1998	60 women mean age with tubal infertility only	bilateral salpingectomy (n = 30)	laparoscopic adhesiolysis (n = 30)	LBR/P	2.2 (0.95, 4.9)
Goldstein 1998	35 infertile women aged 22-38 y	salpingostomy/ -ectomy (n = 15)	no surgery (n = 16)	LBR /P	4.3 (0.54, 33)
Hammadih 2008	66 women with uni- or bilateral hydrosalpinx	aspiration (n = 32)	no aspiration (n = 34)	CPR/P	1.7 (0.69, 4.0)
Kontoravdis 2006	115 women with uni- or bilateral tubal block	tubal occlusion (n = 50)	salpingectomy (n = 50)	OPR/P	0.77 (0.48, 1.2)
Moshin 2006	204 women with ultrasound visible hydrosalpinges	1. salpingectomy (n = 60) 2. tubal occlusion (n = 78)	1. no treatment (n = 66) 2. no treatment (n = 66)	CPR/P CPR/P	3.2 (1.5, 6.5) 3.3 (1.6, 6.7)
Strandell 1999	204 infertile women < 39 y prior to first IVF treatment; no fibroids present.	salpingectomy (n = 116)	no surgery (n = 88)	LBR/P	1.6 (0.90, 2.7)
<b>Laparoscopic treatment of fibroids for subfertility</b>					
Campo 1999	60 women mean aged 25-42 y with intramural/ subserosal fibroids	surgery preceded by GnRHa (n = 30)	surgery without GnRHa (n = 30)	PR/P	1.4 (0.66, 2.9)
Casini 2005	87 women < 35 y with unexplained infertility and one intramural/subserosal fibroid < 4 cm	surgery (n = 40)	no surgery (n = 47)	PR/P	1.2 (0.75, 1.9)
Palomba 2007	136 women with symptomatic fibroids or unexplained infertility	laparoscopic myomectomy (n = 68)	myomectomy by minilaparotomy (n = 68)	LBR/P	1.4 (0.95, 2.2)
Seracchioli 2000	131 infertile women with at least 2 myomas ≥ 5 cm	abdominal myomectomy (n = 65)	laparoscopic myomectomy (n = 66)	LBR/P	1.1 (0.80, 1.5)
<b>Hysteroscopic treatment of fibroids for subfertility</b>					
Casini 2005	181 women < 35 y with unexplained infertility and one submucosal with or without intramural fibroid < 4 cm	hysteroscopy and/or laparotomy (n = 52)	no surgery (n = 42)	PR/P	1.9 (0.97, 3.7)
Shokeir 2009	215 women with otherwise unexplained primary infertility and US diagnosed submucosal fibroids	hysteroscopic myomectomy (n = 101)	diagnostic hysteroscopy and myoma biopsy (n = 103)	PR/P	2.2 (1.6, 3.2)
<b>Surgery by laparoscopy or hysteroscopy prior to IUI or IVF</b>					
Demiroglu 2004	421 patients with primary infertility and at least 2 failed IVF attempts	5 mm hysteroscopy (n = 210)	no hysteroscopy (n = 211)	CPR/P	1.5 (1.1, 2.1)
Pérez-Medina 2005	215 infertile women planned for IUI with polyps on TVUS	hysteroscopic polypectomy (n = 107)	diagnostic hysteroscopy (n = 108)	CPR 6 c	2.2 (1.6, 3.1)
Rama Raju 2006	520 patients with primary infertility and at least 2 failed IVF attempts	5 mm hysteroscopy (n = 265)	no hysteroscopy (n = 255)	CPR/P	1.6 (1.3, 1.9)
Tanahatoc 2005	154 infertile women with medical ground for IUI	laparoscopy prior to IUI (n = 77)	IUI first (n = 77)	OPR/P	0.89 (0.64, 1.2)

<b>Hysteroscopic septoplasty</b>					
Colacurci 2007	160 patients with infertility and/ or recurrent pregnancy loss	hysteroscopic septoplasty with the Versapoint needle (n = 80)	hysteroscopic septoplasty with the resectoscope (n = 80)	PR/P	0.71 (0.54, 0.93)
<b>Techniques for pelvic surgery in subfertility</b>					
Chong 1991	37 women with bilateral proximal tubal occlusion needing surgical treatment	Bruhat technique (n = 15)	cuff technique (n = 19)	TPR/P	1.1 (0.26, 4.6)
Comminos 1977	30 women with bilateral proximal tubal occlusion undergoing salpingostomy	1. hydrotubation (n = 15)	1. no hydrotubation (n = 15)	TPR/P	0.60 (0.17, 2.1)
		2. prosthesis use (n = 15)	2. no prosthesis (n = 15)	TPR/P	2.00 (0.20, 19)
Kamel 1999	240 women with bilateral tubo-ovarian adhesions and patency	thermocoagulation (n = 120)	electrocoagulation (n = 120)	PR/P	0.91 (0.66, 1.3)
Rock 1984b	72 patients requesting reversal of sterilisation	operating microscope (n = 36)	loupe (n = 36)	TPR/P	0.83 (0.56, 1.2)
Soihet 1974	258 women with tubal infertility needing tubal surgery	1. early hydrotubation (n = 67)	1. late hydrotubation (n = 100)	TDR/P	0.95 (0.39, 2.3)
		2. antibiotic (n = 91)	2. no antibiotic (n = 100)	TDR/P	2.1 (1.1, 4.1)
		3. tubal stent (n = 100)	3. no tubal stent (n = 67)	TDR/P	1.0 (0.43, 2.6)
Tulandi 1985	67 infertile women with bilateral distal tubal occlusion	salpingostomy by laser (n = 37)	unipolar needle (n = 30)	TPR/P	1.3 (0.56, 2.9)
Tulandi 1986	63 infertile women with peri-adnexal adhesions	adhesiolysis by laser (n = 30)	unipolar needle (n = 33)	TPR/P	1.0 (0.65, 1.7)
<b>Postoperative procedures for improving fertility following pelvic reproductive surgery</b>					
Comminos 1977	30 women with bilateral proximal tubal occlusion undergoing salpingostomy	1. hydrotubation (n = 15)	1. no hydrotubation (n = 15)	TPR/P	0.60 (0.17, 2.1)
		2. prosthesis use (n = 15)	2. no prosthesis (n = 15)	TPR/P	2.0 (0.20, 20)
Gurgan 1992	40 women with CC-resistant PCOS undergoing LOD	second-look (n = 20)	no second-look (n = 20)	LBR/P	0.78 (0.36, 1.7)
Rock 1984a	206 women with tubal infertility treated with neosalpingostomy or fimbrioplasty	hydrotubation with steroids (n = 86)	hydrotubation without steroids (n = 86)	LBR/P	1.1 (0.64, 1.9)
Soihet 1974	258 women with tubal infertility needing tubal surgery	1. early hydrotubation (n = 67)	1. late hydrotubation (n = 100)	TDR/P	0.95 (0.39, 2.3)
		2. antibiotic (n = 91)	2. no antibiotic (n = 100)	TDR/P	2.1 (1.1, 4.1)
		3. tubal stent (n = 100)	3. no tubal stent (n = 67)	TDR/P	1.0 (0.43, 2.6)
Tulandi 1989	74 women with failure to conceive within 1 year after tubal microsurgery	laparoscopic tubal patency testing +/- adhesiolysis (n = 36)	no laparoscopy (n = 38)	TPR/P	1.1 (0.66, 1.9)
<b>Techniques for adhesion prevention in pelvic reproductive surgery</b>					
Adhesion SG 1983	277 infertile women undergoing open pelvic surgery	dextran (n = 55)	normal saline (n = 47)	PR/P unclear	0.49 (0.15, 1.6)
Jansen 1985	103 infertile women undergoing open pelvic microsurgery	dextran (n = 50)	Hartmann solution (n = 53)	CPR/P LBR/P	0.87 (0.39, 1.9) 0.53 (0.17, 1.6)
Larsson 1985	109 infertile women undergoing open pelvic surgery	dextran (n = 51)	saline (n = 54)	CPR/P LBR/P	0.71 (0.38, 1.3) 0.91 (0.33, 2.5)
Querleu 1989	131 infertile women treated by open pelvic microsurgery	noxytioline (n = 63)	no treatment (n = 63)	PR/P unclear	0.74 (0.41, 1.3)
Rock 1984a	206 women with tubal infertility treated with neosalpingostomy or fimbrioplasty	hydrotubation with steroids (n = 86)	hydrotubation without steroids (n = 86)	LBR/P	1.1 (0.64, 1.9)
Pellicano 2005	36 infertile women with not more than 4 fibroids > 3cm but < 10 cm	hyaluronic acid gel after lap. myomectomy (n = 18)	no hyaluronic acid gel after lap. myomectomy (n = 18)	PR/P	2.0 (1.1, 3.7)
DR: delivery rate FR: fecundity rate PR: pregnancy rate c: cycles m: months		CPR: cumulative pregnancy rate LBR: live-birth rate OPR: ongoing pregnancy rate THBR: take home baby rate TPR: total pregnancy rate TDR: term delivery rate		PR/P: pregnancy rate per patient PR/C: pregnancy rate per cycle CPR/P: clinical pregnancy rate per patient LBR/C: live-birth rate per cycle LBR/P: live-birth rate per patient	

in either a worst case (RR 0.74, 95% CI 0.35-1.5) or a best case scenario (RR 1.3, 95% CI 0.66-2.6), similar to the adjusted data from the available case analysis (RR 0.88, 95% CI 0.40-1.9). By consequence, this discrepancy would not have had implications for the results and conclusions in the meta-analysis.

#### *Endometriotic cysts in moderate and severe endometriosis*

We retrieved two randomised trials on the effectiveness of two different techniques for the treatment of endometriotic cysts (Alborzi *et al.*, 2004; Beretta *et al.*, 1998). The first trial (n = 62) demonstrated a treatment effect favoring the excision of the endometriotic cyst wall compared to drainage and ablation for the cumulative pregnancy rate at 12 months (RR 2.5, 95% CI 1.2-5.2) (Alborzi *et al.*, 2004). A second smaller trial (n = 26) showed a trend in favor of the excision technique in increasing the cumulative pregnancy rate at 24 months, but the difference between both techniques in this underpowered trial was not statistically significant (RR 5.7, 95% CI 0.68-47) (Beretta *et al.*, 1998). Meta-analysis of the results of these two trials, published in a Cochrane review (Hart *et al.*, 2007) demonstrated an important treatment effect of the excision technique compared to the ablation technique for the chance of spontaneous conception at 12 months (RR 2.8, 95% CI 1.4-5.5). For every three infertile women with endometriotic cysts greater than 3 cm treated by laparoscopic excision, it is expected that one additional person will have a spontaneous conception at 12 months compared to fenestration and ablation (NNT = 3, 95% CI 2 to 3). There is no evidence of significant statistical heterogeneity (Chi<sup>2</sup> = 0.22, I<sup>2</sup> = 0%). Another randomised trial (n = 99) studied the effectiveness of drainage, followed by dissection of the pseudocapsule of ovarian endometriomas between 3 and 6 cm on transvaginal ultrasound prior to ICSI compared to starting ART without prior surgical treatment (Demiröl, 2006). There was a trend in lower pregnancy rates after the removal of endometriotic cysts prior to IVF compared to starting ICSI immediately without surgery, but the difference is not statistically significant (RR 0.91, 95% CI 0.54-1.5).

#### *Deeply infiltrative endometriosis*

We did not find randomised trials on the effectiveness of the laparoscopic treatment of deeply infiltrative endometriosis in subfertile women with or without pain compared to expectant management or IUI/IVF.

#### *Laparoscopic ovarian diathermy in PCOS patients*

We detected six randomised trials with 439 patients on laparoscopic ovarian diathermy (LOD) with or without clomiphene citrate in clomiphene-resistant PCOS compared to gonadotropin treatment (Bayram *et al.*, 2004; Farquhar *et al.*, 2002; Ghafarnegad *et al.*, 2010; Kaya *et al.*, 2005; Lazoviz *et al.*, 1998; Vegetti *et al.*, 1998). There were no differences in ongoing pregnancy rate per couple between the two treatment strategies (RR 1.0, 95% CI 0.83-1.2) as presented in Figure 2. There were however less multiple pregnancies per ongoing pregnancy in the LOD group compared to the gonadotropin group (RR 0.16, 95% CI 0.04-0.58) as demonstrated by a meta-analysis of five randomised trials in 166 patients (Bayram *et al.*, 2004; Farquhar *et al.*, 2002; Kaya *et al.*, 2005; Lazoviz *et al.*, 1998; Vegetti *et al.*, 1998) (Fig. 3). For every six infertile women with clomiphene-resistant PCOS treated by LOD, it is expected that one person less will have a multiple pregnancy compared to gonadotropin treatment (NNT = 6, 95% CI 4 to 13). There is no evidence of significant statistical heterogeneity (Chi<sup>2</sup> = 0.41, I<sup>2</sup> = 0%).

We retrieved five randomised trials (n = 181) comparing unilateral versus bilateral LOD in clomiphene resistant PCOS patients (Al-Mizyen and Grudzinskas, 2007; Balen and Jacobs, 1994; Roy *et al.*, 2009, Sharma *et al.*, 2006; Youssef and Atallah, 2007). Meta-analysis did not indicate a treatment effect of bilateral LOD for the clinical pregnancy rate compared to unilateral LOD (RR 0.97, 95% CI 0.75-1.3) as illustrated by the forest plot in Figure 4.

#### *Tubal infertility*

We found five randomised trials on the surgical treatment of hydrosalpinx prior to IVF (Dechaud *et al.*, 1998; Hammadieh *et al.*, 2008; Kontoravdis *et al.*, 2006; Moshin and Hotineanu, 2006; Strandell *et al.*, 1999). Meta-analysis of four trials (n = 455) (Dechaud *et al.*, 1998; Kontoravdis *et al.*, 2006; Moshin and Hotineanu, 2006; Strandell *et al.*, 1999) showed a treatment effect of laparoscopic tubal surgery (any type) compared to no surgical treatment (any type) for the pregnancy rate (any definition) as presented in Figure 5 (RR 1.9, 95% CI 1.4-2.7). For every seven infertile women with hydrosalpinx treated surgically prior to IVF, it is expected that one additional person will have a pregnancy (any definition) compared to starting IVF immediately (NNT = 7, 95% CI 5 to 11). There is no evidence of significant statistical heterogeneity (Chi<sup>2</sup> = 0.69; I<sup>2</sup> = 0%). Meta-analysis of two RCTs (n = 209) (Kontoravdis *et al.*, 2006; Moshin and Hotineanu, 2006) comparing tubal occlusion versus no treatment



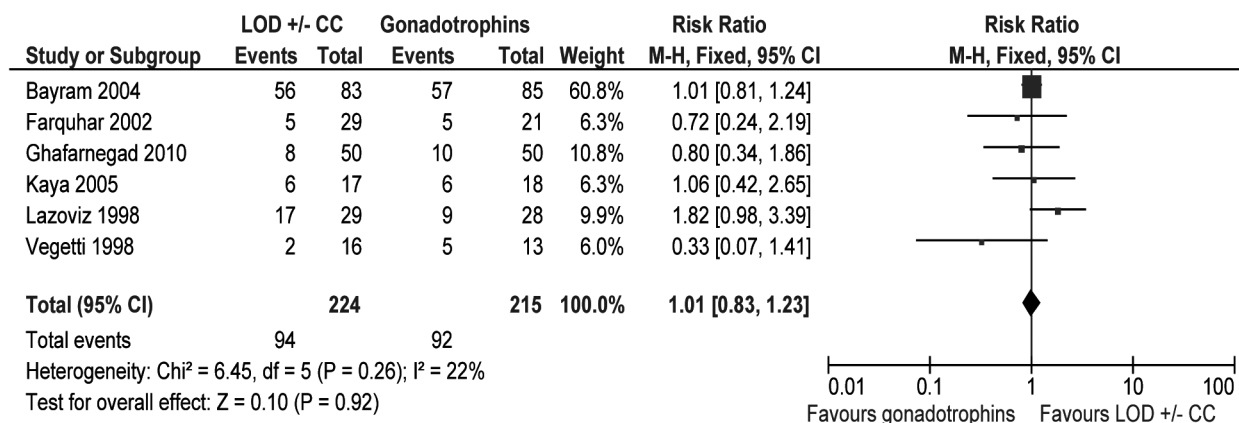


Fig. 2. — LOD with or without clomiphene versus gonadotrophins. Outcome: ongoing pregnancy rate per couple

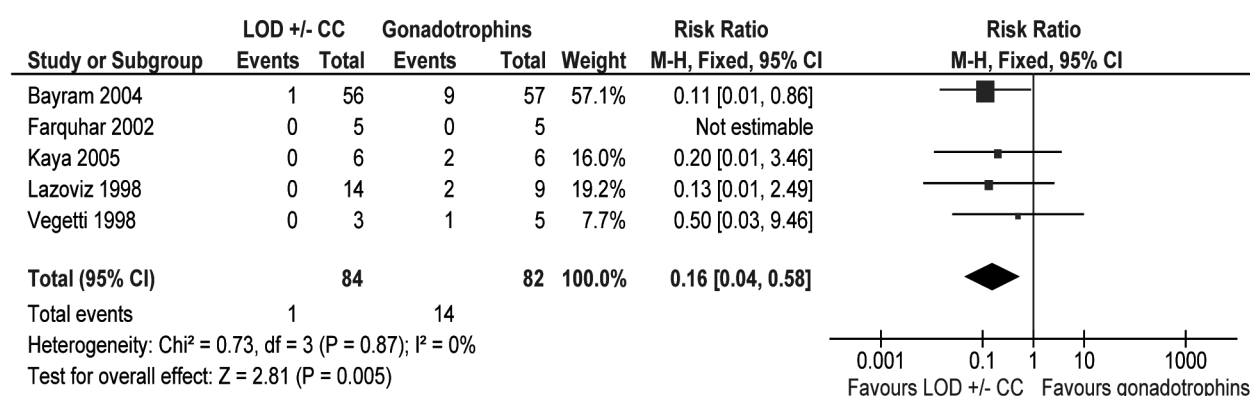


Fig. 3. — LOD with or without clomiphene versus gonadotrophins. Outcome: multiple pregnancy rate per couple

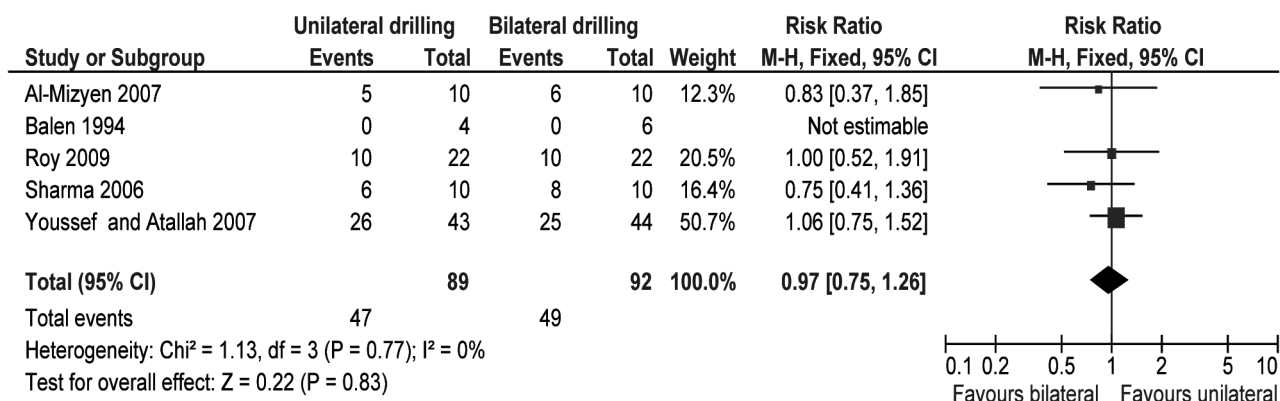


Fig. 4. — Unilateral versus bilateral laparoscopic ovarian diathermy in clomiphene-resistant PCOS patients. Outcome: clinical pregnancy rate per patient.

demonstrated a treatment effect of tubal occlusion for the clinical pregnancy rate (RR 3.2, 95% CI 1.7-6.0). There is no evidence of significant statistical heterogeneity (Chi<sup>2</sup> = 0.01, I<sup>2</sup> = 0%). For every four women with hydrosalpinges treated by a tubal occlusion prior to IVF, it is expected that one additional person will have a clinical pregnancy (NNT = 4,

95% CI 3 to 6). The forest plot in Figure 6 graphically demonstrates that tubal occlusion is at least as effective as laparoscopic salpingectomy in improving the clinical pregnancy rate (RR 1.1, 95% CI 0.85-1.6). The transvaginal aspiration of fluid after oocyte pick-up (Hammadieh *et al.*, 2008) showed a trend in increasing the clinical pregnancy rate com-

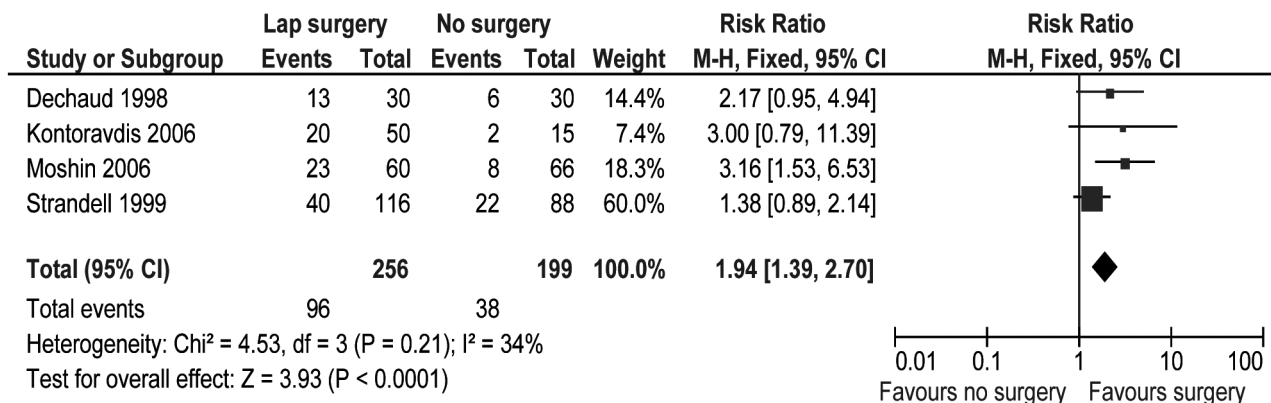


Fig. 5. — Laparoscopic surgery on the Fallopian tubes (all types) versus no surgery on the Fallopian tubes (all types). Outcome: pregnancy rate (any definition).

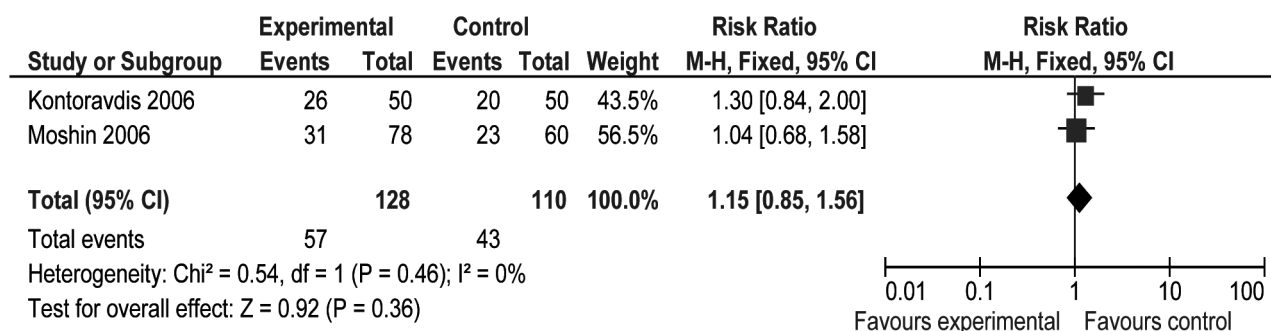


Fig. 6. — Tubal occlusion versus salpingectomy in subfertile women with hydrosalpinx prior to IVF. Outcome: clinical pregnancy rate.

pared to no treatment, but the difference was not statistically significant (RR 1.7, 95% CI 0.69- 4.0). We did not find randomised trials that compared the effectiveness of surgical reversal of tubal sterilisation with IVF in women with infertility due to sterilisation (Yossry *et al.*, 2006). There are no randomised trials, to the best of our knowledge, comparing the effectiveness of reproductive surgery for tubal factor infertility to either expectant management or IVF treatment.

#### Prevention of adhesions after reproductive surgery

With respect to peritubal adhesions, we found only one RCT (n = 74) on the effectiveness of salpingo-ovariolysis during a second-look laparoscopy after previous tubal microsurgery compared to no second-look procedure: there was a trend in increasing the cumulative probability of pregnancy (RR 1.1, 95% CI 0.66-1.9), albeit statistically not significant (Tulandi *et al.*, 1989). We retrieved one small trial (n = 36) studying the effectiveness of hyaluronic acid gel application after laparoscopic myomectomy in infertile women with not more than 4 symptomatic fibroids larger than 3 but smaller than 10 cm (Pellicano *et al.*, 2005). The chance of becoming

pregnant was doubled in the group treated with hyaluronic acid gel application compared to no treatment with anti adhesion barrier (RR 2.0, 95% CI 1.1-3.7). Definitive conclusions cannot be made since this trial has several methodological flaws due to unclear methodology of allocation concealment and randomisation.

#### Intramural and subserosal fibroids

One randomised trial including 87 women with one intramural and/ or subserosal fibroid smaller than 4 cm and otherwise unexplained infertility studied the effectiveness of surgery by laparoscopy or laparotomy compared to no surgery (Casini *et al.*, 2006). There was no statistically significant difference, although there was a trend in improving the pregnancy rate per patient at 12 months (RR 1.2, 95% CI 0.75-1.9).

#### Diagnostic and/or operative laparoscopy prior to IUI treatment

In a randomised trial including 154 infertile women with medical ground for IUI, there was no evidence of a treatment effect of laparoscopy prior to IUI for

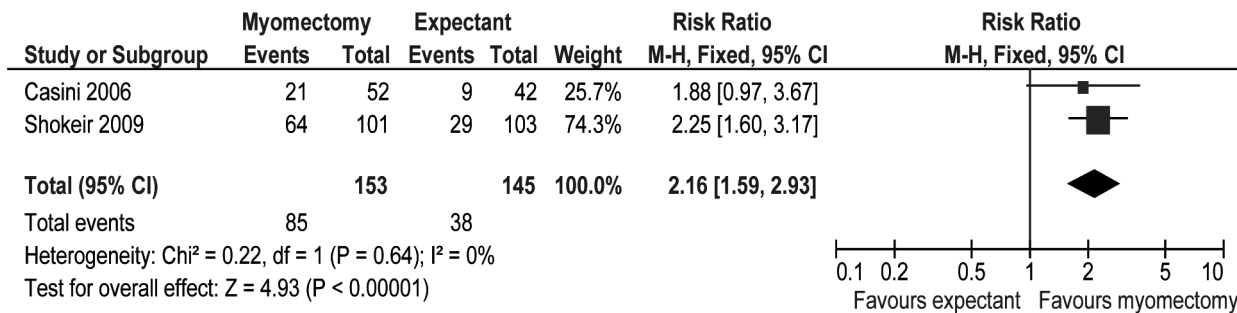


Fig. 7. — Hysteroscopic myomectomy versus expectant management in women with ultrasonographically diagnosed submucosal myomas and otherwise unexplained infertility. Outcome: clinical pregnancy rates.

the ongoing pregnancy rate per patient (RR 0.89, 95% CI 0.64-1.2) compared to immediate treatment with IUI (Tanahatoc *et al.*, 2005).

### How effective is reproductive surgery by hysteroscopy in subfertile patients compared to alternative treatments?

#### Endometrial polyps

Hysteroscopic removal of endometrial polyps detected by ultrasound significantly doubles the clinical pregnancy rate when compared to diagnostic hysteroscopy and polyp biopsy according to one randomised trial including 215 subfertile women with uterine polyps undergoing IUI (RR 2.2, 95%CI 1.6-3.1) (Pérez-Medina *et al.*, 2005). For every three subfertile women with uterine polyps treated by hysteroscopic polypectomy, it is expected that one additional person will have a clinical pregnancy (NNT = 3, 95%CI 2 to 5).

#### Submucosal fibroids

In patients with submucosal fibroids with or without intramural fibroids and otherwise unexplained subfertility, hysteroscopic myomectomy doubles the pregnancy rate compared to expectant management (RR 2.2, 95% CI 1.6- 2.9) (Fig. 7) as demonstrated by a meta-analysis of two randomised trials in 298 patients (Casini *et al.*, 2006; Shokeir *et al.*, 2009). For every three women with submucosal fibroids and otherwise unexplained infertility treated by hysteroscopic myomectomy, it is expected that one additional person will have a pregnancy compared to expectant management (NNT 3, 95%CI 2 to5). There is no evidence of significant statistical heterogeneity (Chi<sup>2</sup> = 0.22; I<sup>2</sup> = 0%).

#### Intrauterine septa

We did not find RCTs on the effectiveness of hysteroscopic septum resection compared to expectant

management or alternative treatments in patients with otherwise unexplained primary subfertility. One randomised trial compared the effectiveness of two methods of hysteroscopic treatment of uterine septa (resectoscopy versus Versapoint electrode) in a mixed population of 160 patients with subfertility and recurrent pregnancy loss (Colacurci *et al.*, 2007) and found no differences in outcome between both techniques. A randomised trial (<http://www.studies-obsgyn.nl/trust NTR 1676>) studying the effectiveness of hysteroscopic metroplasty in patients with recurrent pregnancy loss is ongoing.

#### Intrauterine adhesions

There are no randomised trials on the effectiveness of hysteroscopic synechiolysis with pregnancy or live birth rates as primary outcome. We excluded one pseudo-randomised trial on the effectiveness of hysteroscopy in treating intrauterine adhesions (Pabuccu *et al.*, 2008). Furthermore we excluded two randomised trials on the effectiveness of auto-cross linked hyaluronic acid gel in the prevention of intra-uterine adhesions after hysteroscopic adhesiolysis (Acunzo *et al.*, 2003) and after hysteroscopic surgery (Guida *et al.*, 2004) since data on reproductive outcome are lacking.

#### Hysteroscopy in patients with recurrent IVF failure

A systematic review (El-Toukhy *et al.*, 2008) with a meta-analysis of two randomised trials (n = 941) (Demiroglu and Gurgan, 2004; Rama Raju *et al.*, 2006) demonstrated that office hysteroscopy in the cycle preceding a next IVF attempt nearly doubles the clinical pregnancy rate in infertile patients with at least two failed IVF attempts compared to starting IVF immediately (RR 1.6, 95% CI 1.3-1.9). For every seven infertile women with at least two failed IVF attempts treated by office hysteroscopy prior to a subsequent IVF cycle, it is expected that one additional person will have a clinical pregnancy compared to starting IVF immediately (NNT = 7, 95%CI

5 to 12). There is no evidence of significant statistical heterogeneity ( $\text{Chi}^2 = 0.16$ ;  $I^2 = 0\%$ ). A subgroup analysis in the patients undergoing office hysteroscopy demonstrated no difference in clinical pregnancy rates irrespective whether pathology was detected and treated or not (RR 0.91, 95% CI 0.71-1.2).

## Discussion

The laparoscopic treatment of all visible implants of minimal-mild endometriosis in women with otherwise unexplained subfertility is likely to be beneficial since it might increase the chance of a live birth or ongoing pregnancy. The two major trials do however report conflicting results. A beneficial effect of treating minimal-mild endometriosis is in accordance with the pooled data (Hughes *et al.*, 1993; Adamson and Pasta, 1994) from one pseudo-randomised trial (Nowroozi *et al.*, 1987) and two cohort studies (Fayez *et al.*, 1988; Paulson *et al.*, 1991) but is not confirmed by other observational studies (Seiler *et al.*, 1986; Levinson, 1989; Chong *et al.*, 1990). It should be noted that atypical endometriotic lesions have not been included in the earlier studies. The wider eligibility criteria in the Italian study, namely the longer duration of subfertility and the higher prevalence of more advanced endometriosis could have led to the unintentional inclusion of more patients with a less favourable prognosis, explaining the absent treatment effect in the Italian trial. The results of the Italian trial are more correctly interpreted if one accepts its division into two different subgroups based on whether co-treatment with GnRH agonists was given or not. A type II error due to low statistical power may therefore be responsible for the absence of statistically significant differences between the intervention and control groups. The wider eligibility criteria and the co-treatment with GnRH agonists have caused the substantial statistical heterogeneity in the meta-analysis of the two major trials. The underlying pathophysiological mechanism linking minimal-mild endometriosis to subfertility is still largely unknown. Therefore, controversy still exists whether there is a causal link between these lesions and subfertility (Olive and Schwartz, 1993; Vercellini and Crosignani, 1993). The excision of endometriotic cysts is superior to simple drainage and ablation for increasing the spontaneous conception rate. Some authors have observed that ovarian tissue may be inadvertently excised together with the endometrioma wall in the majority of patients (Muzii *et al.*, 2005), which could lead to a reduction in ovarian volume (Exacoustos *et al.*, 2004). There are many observational studies reporting conflicting results concerning the impact of ovarian cystectomy

on the ovarian responsiveness (Yazbeck *et al.*, 2006; Nargund *et al.*, 1996; Loh *et al.*, 1999; Ho *et al.*, 2002; Marconi *et al.*, 2002; Alborzi *et al.*, 2007; Horikawa *et al.*, 2008; Canis *et al.*, 2001; Donnez *et al.*, 2001; Wynn and Donnez, 2003). As a consequence there is uncertainty whether ovarian cystectomy of endometriotic cysts despite its favourable effect in the short term, could have a deleterious impact on the ovarian reserve in the longer term. The absence of a treatment effect in favour of the excision of endometriotic cysts smaller than 6 cm prior to IVF on the pregnancy rates compared to starting IVF immediately is in accordance with the results of an earlier observational study (Garcia-Velasco *et al.*, 2004). In the randomised trial (Demirel, 2006) the trend of lower pregnancy rates after ICSI in the patients who were treated with cystectomy could be explained by the longer stimulation period, a higher gonadotropin requirement and a lower oocyte number: the absence of statistically significant differences due to the low number of included patients cannot enable at the present time to draw definitive conclusions on the need to perform an ovarian cystectomy prior to IVF.

Laparoscopic ovarian diathermy as a second-line treatment in women with clomiphene-resistant PCOS results at least in equal pregnancy rates and decreases the risk for multiple pregnancy compared to gonadotropin treatment, irrespective whether the technique is used uni- or bilaterally. The underlying physiological mechanism of action might be due to both local and systemic effects, resulting in follicular recruitment, maturation and ovulation (Aakvaag 1985; Armar *et al.*, 1990; Balen *et al.*, 1993; Greenblatt and Casper, 1987). It is however unknown how long the treatment effect of LOD lasts, although repeated spontaneous ovulations and subsequent pregnancies after a first pregnancy or miscarriage have been reported (Farquhar *et al.*, 2002). Ovarian adhesions after the LOD procedure have been described, but their clinical relevance is unclear (Greenblatt and Casper, 1993). The theoretical risk of inducing premature ovarian failure needs to be addressed since some observational studies have described a significant reduction of the ovarian reserve after LOD (Weerakiet *et al.*, 2007).

Prior to IVF treatment, the laparoscopic removal of an ultrasonographically visible hydrosalpinx doubles the live birth rate compared to starting IVF immediately. This supports the observed negative impact of tubal infertility due to hydrosalpinx on the implantation rates in IVF treatment (Camus *et al.*, 1999). At the present, there is no evidence to support performing bilateral salpingectomy whether or not bilateral hydrosalpinges are present. The pooled data from two RCTs (Dechaud *et al.*, 1998; Strandell *et*

*al.*, 1999) confirm that salpingectomy for hydrosalpinx prior to IVF is effective before a first IVF treatment cycle. Some observational studies have studied the effect of salpingectomy on the ovarian reserve. One clinical controlled trial demonstrated significantly higher baseline FSH levels after salpingectomy as well as a lower ovarian response to stimulation but the pregnancy rates were similar in both groups (Gelbaya *et al.*, 2006). Another clinical controlled trial equally found higher baseline FSH levels after laparoscopic salpingectomy compared to proximal tubal division but pregnancy rates per patient did not differ between both groups (Nakagawa *et al.*, 2008). The possible long term negative impact of salpingectomy on female fertility should be addressed by future RCTs. Alternatively, the occlusion of a hydrosalpinx is as effective as salpingectomy (Kontoravdis *et al.*, 2006; Moshin and Hotineanu, 2006) whereas the ultrasound-guided transvaginal needle aspiration shows a trend in doubling the clinical pregnancy rate (Hammadih *et al.*, 2008) but its effect was statistically not significant. The negative impact of a hydrosalpinx on the outcome of IVF is hypothetically explained by the intermittent bathing of the uterine cavity with toxic fluid within the hydrosalpinx, which may lower the endometrial receptivity (Akman *et al.*, 1996; Fleming and Hull, 1996; Freeman *et al.*, 1996; Katz *et al.*, 1996; Strandell *et al.*, 1994) possibly by reducing the endometrial expression of  $\beta$ - integrin (Meyer *et al.*, 1997). Alternative hypothetical mechanisms of action include direct embryo toxicity as demonstrated in a murine model (Mukherjee *et al.*, 1996) or a negative impact on oocyte growth and development during early follicular recruitment (Freeman *et al.*, 1996). Randomised trials studying the effectiveness of tubal surgery compared to expectant management and IVF in terms of livebirth rates are lacking, as has been reported by other authors (Pandian *et al.*, 2008).

The impact of fibroids on fertility remains controversial (Pritts, 2001; Lefebvre *et al.*, 2003; Vilos, 2003; Griffiths *et al.*, 2006; Somigliana *et al.*, 2007; Vimercati *et al.*, 2007; Somigliana *et al.*, 2008; Klatsky *et al.*, 2008; Pritts *et al.*, 2009) despite an abundance of observational studies (Seoud *et al.*, 1992; Narayan and Goswamy, 1994; Farhi *et al.*, 1995; Lumbiganon *et al.*, 1996; Eldar-Geva *et al.*, 1998; Marshall *et al.*, 1998; Ramzy *et al.*, 1998; Stovall *et al.*, 1998; Bulletti *et al.*, 1999; Bajekal and Li, 2000; Dietterich *et al.*, 2000; Healy, 2000; Hart *et al.*, 2001; Jun *et al.*, 2001; Surrey *et al.*, 2001; Wang *et al.*, 2001; Check *et al.*, 2002; Donnez and Jadoul, 2002; Ng and Ho, 2002; Yarali and Bukulmez, 2002; Bulletti *et al.*, 2004; Manyonda *et al.*, 2004; Oliveira *et al.*, 2004; Parazzini *et al.*, 2004; Wang and Check, 2004; Wise *et al.*, 2004; Benecke

*et al.*, 2005; Gianaroli *et al.*, 2005; Ng *et al.*, 2005; Rackow and Arici, 2005; Surrey *et al.*, 2005; Khalaf *et al.*, 2006; Klatsky *et al.*, 2007). Some observational data suggest that submucosal, intramural and subserosal fibroids interfere with female fertility in decreasing order of importance (Somigliana *et al.*, 2007) whereas other non-controlled studies have suggested that the number, size and distortion effect of fibroids on the uterine cavity may be more important (Bulletti *et al.*, 1999; Varasteh *et al.*, 1999; Bernard *et al.*, 2000; Fernandez *et al.*, 2001; Oliveira *et al.*, 2005; Khalaf *et al.*, 2006; Mukhopadhyaya *et al.*, 2007). Fibroids are believed to interfere with sperm migration, ovum transport and embryo implantation (Richards *et al.*, 1998), which may explain why the hysteroscopic removal of submucosal fibroids doubles the clinical pregnancy rates compared to expectant management in women with otherwise unexplained subfertility. Many hypothetical mechanisms have been put forward such as altered contours of the uterine cavity resulting in altered mechanical pressure or abnormal uterine contractility (Bettocchi *et al.*, 2002; Farrugia *et al.*, 2002; Oliveira *et al.*, 2004), local inflammation, focal endometrial vascular disturbances, chronic endometritis, secretion of vasoactive substances or an enhanced intrauterine androgen environment (Richards *et al.*, 1998).

Hysteroscopic polypectomy prior to IUI doubles the pregnancy rates but at the present we cannot recommend the systematic removal of all polyps in subfertile women based on one RCT. Observational studies have suggested a possibly higher impact of tubocornual polyps on female fertility (Venturini *et al.*, 1987; Brooks *et al.*, 1990; Lee *et al.*, 1997; Shokeir *et al.*, 2004; Yanaihara *et al.*, 2008). The effect of the size, number and the localisation of endometrial polyps on fertility should be examined as well as possible association between endometrial polyps and endometriosis (Mc Bean *et al.*, 1996; Kim *et al.*, 2003).

Two randomised trials have confirmed the effectiveness of auto-cross linked hyaluronic acid gel in the prevention of intra-uterine adhesions after hysteroscopic adhesiolysis (Acunzo *et al.*, 2003) and after hysteroscopic surgery (Guida *et al.*, 2004) but have unfortunately failed to present data on the fertility outcome.

The higher pregnancy rates after hysteroscopy even in the absence of intrauterine pathology in women with recurrent IVF failure is an unexpected observation which nevertheless could be explained by the cervical dilatation and/or direct hysteroscopic visualisation of the uterine cavity facilitating embryo transfer (Mc Manus *et al.*, 2000; Mansour and Aboulghar, 2002) or alternatively by an immunological mechanism triggered by the hysteroscopic

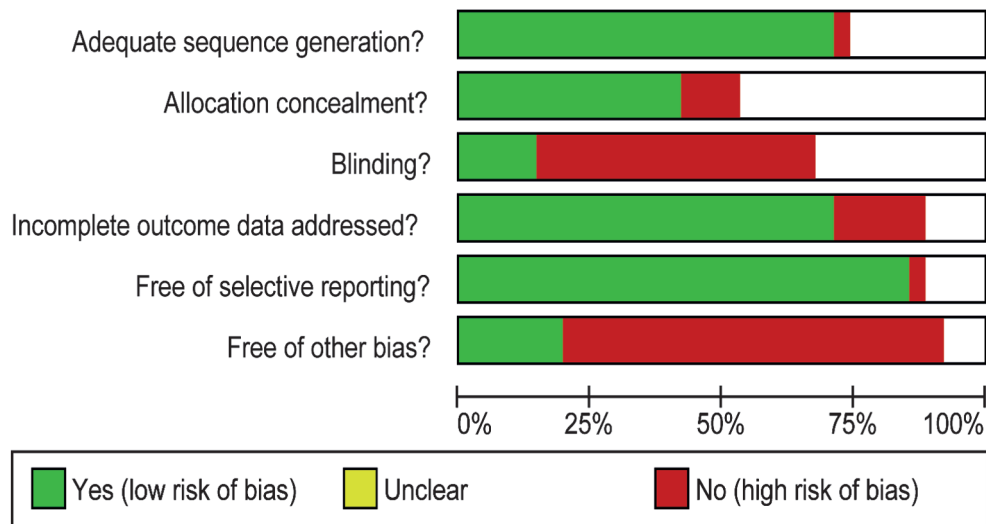


Fig. 8. — Risk of bias graph of all included studies

Table 2. — Review of the effectiveness of reproductive surgery: levels of evidence.

topic under review	RCTs	number of participants	conclusions for primary outcomes (evidence category)
Laparoscopic treatment for subfertility associated with rAFS I/II endometriosis	2	437	Laparoscopic excision/ ablation and adhesiolysis improves the chance for live birth and ongoing pregnancy (E)
Treatment of endometriomata by excision or ablation.	2	88	The excision of endometriotic cysts significantly improves the chance for spontaneous conception at 12 months (EG)
Treatment of endometriomata prior to IVF	1	99	There is no evidence of an effect in favor of removing endometriomata prior to IVF (G).
Laparoscopic drilling for induction of ovulation in PCOS.	6	439	There is no evidence of a treatment effect of LOD (6-12 months follow-up) versus gonadotropin injections (3-6 cycles) for the ongoing pregnancy rates (EG).
	5	166	There are significantly fewer multiple pregnancies with LOD (E)
	5	181	There is no evidence of an effect of bilateral compared to unilateral LOD (EG).
Surgical treatment for tubal disease in women with hydrosalpinx due to undergo IVF	4	455	Laparoscopic salpingectomy for hydrosalpinges prior to IVF significantly improves the chances for pregnancy (all definitions) (E).
	2	209	Tubal occlusion is at least as effective as an alternative (EG)
Prevention of adhesions after previous reproductive surgery	1	74	There is no evidence of a treatment effect for second-look laparoscopy with adhesiolysis in improving pregnancy rates after failed tubal microsurgery(E).
	1	36	There is some benefit for the use of hyaluronic acid gel after laparoscopic myomectomy (G).
Surgical treatment of fibroids for sub-fertility	2	309	Hysteroscopic myomectomy doubles the pregnancy rate compared to expectant management in subfertile women with submucosal fibroids (EG).
	1	87	The removal of intramural or subserosal fibroids tends to increase the pregnancy rate, but the effect is not statistically significant (G).
Laparoscopy prior to IUI	1	154	There is no evidence of a treatment effect of laparoscopy prior to IUI (E).
Hysteroscopic removal of polyps	1	215	Hysteroscopic removal of polyps visible on ultrasound increases the pregnancy rates in women undergoing IUI (E)
Hysteroscopy in women with IVF failure	2	941	Hysteroscopy prior to IVF doubles the clinical pregnancy rates in patients with 2 failed IVF attempts (E).

	Adequate sequence generation?	Allocation concealment?	Blinding?	Incomplete outcome data addressed?	Free of selective reporting?	Free of other bias?
Adhesion SG 1983	+	+	+	-		-
Al-Mizzen 2007	+	+		+	+	-
Alborzi 2004	+	-	-	+	+	-
Alborzi 2007	+	-	-	+	+	-
Amer 2009	+		-	+	+	+
Balasz 1997	+		+	+	+	-
Balen 1994				+	+	-
Batioglu 1997	+	-	-			-
Bayram 2004	+	+	-	+	+	+
Beretta 1998	+	-	-	+	+	-
Bianchi 1999	+			+	+	-
Busacca 2001	+			+	+	+
Campo 1999	+			+	-	-
Casini 2006	+		-	+	+	-
Chong 1991				+		
Colacurci 2007	+	-	-	-	+	-
Comninos 1977			-	+	+	-
Creus 2008	+	+	+	-	+	+
Dechaud 1998	+	+	-	+	+	-
Demiroglu and Gurgan 2004	+	+	-	+	+	+
Demiroglu, 2006				+	+	
Farquhar 2002	+	+	-	+	+	+
Ghafarnegad 2010			-			
Goldstein 1998				+	+	-
Gruppo Italiano 1999	+	+		-	+	-
Gurgan 1992	+		-	-	+	-
Hamed 2010	+	+	-	+	+	+
Hammadieh 2008	+	+	-	+	+	-
Jansen 1985	+	+	+	+	+	-
Kamel 1999	+					-
Kaya 2005				+	+	-
Kontoravdis 2006	+		-	-	+	-
Larsson 1985	+	-	+	-	+	-
Lazoviz 1998			-		+	-
Loverro 2001				+	+	-
Marcoux 1997	+	+	-	+	+	+
Moshin 2006	+	+		+	+	
Palomba 2007	+	+	-	+	+	-
Palomba 2010	+	+	-	+	+	+
Parazzini 1994	+	+	+	+	+	-
Pellicano 2005				+	+	-
Pérez-Medina 2005	+	+	-	+	+	-
Querleu 1989	-		-	+	+	-
Rama Raju 2006	+		+	+	+	-
Rock 1984a	+		-			+
Rock 1984b	-			+	+	-
Roy 2009				+	+	-
Roy 2010	+	+	-	+	+	-
Seracchioli 2000	+	+	-	-	+	-
Sharma 2006	+	+		+	+	-
Shokeir 2009	+		+	+	+	-
Soihet 1974		-	-	-	-	-
Strandell 1999	+	+	-	+	+	-
Tanahatoo 2005	+	+	-	+	+	+
Telimaa 1987			-	+	+	-
Tulandi 1985				+	+	-
Tulandi 1986				+	+	-
Tulandi 1989	+	+		+	+	+
Vegetti 1998			-			
Vercellini 1999	+	+	-	-	+	-
Youssef and Atallah 2007	+	+	+	+	+	-
Zakherah 2010	+		-	+	+	-

Fig. 9. — Summary of the risk of bias of individual studies

manipulation or by the effect of the distension medium on the endometrium. The hypothetical immunological mechanism which may similarly explain the increased odds of spontaneous pregnancy after hysterosalpingography (Luttjeboer *et al.*, 2007) is currently under study in an ongoing randomised trial (NCT 00367367) (Geslevich *et al.*, 2006). The results of a registered randomised trial on the effectiveness of hysteroscopy before a first ICSI treatment cycle have not been published yet to the best of our knowledge (NCT 00830401).

We included only randomised trials in this systematic review because this provides the least biased measure of the effectiveness of interventions (Benson and Hartz, 2000; Britton *et al.*, 1998; Concato *et al.*, 2000; McKee *et al.*, 1999; Kunz *et al.*, 2001; Johnson *et al.*, 2008). A recent systematic review of Cochrane reviews on gynaecological surgery demonstrated that the treatment effects tended to be overestimated systematically in trials without allocation concealment, although the difference was not statistically significant (Selman *et al.*, 2008). This finding is consistent with the current understanding of the mechanisms of allocation concealment bias (Kunz and Oxman, 1998). A graphical presentation of the risk of bias of all the included studies is presented in Figure 8. A summary of the risk of bias of all the individual trials included in this systematic review is given in Figure 9. Nearly 75% of all studies have an adequate randomisation sequence generation, while nearly 50% have adequate allocation concealment and less than 20% have adequate blinding. The overall quality of the included trials in the present systematic review is by consequence mediocre. Therefore, we should be cautious in making definitive conclusions. At the present we should refrain from providing guidelines for clinical practice in reproductive surgery. It seems more appropriate to present levels of evidence for the different clinical interventions as illustrated in the summary of the effectiveness of the interventions in Table 2.

Most surgical trials will inevitably be at high risk for performance bias resulting from the difficulties with blinding surgeons and patients. Moreover, variation in expertise of surgeons with different surgical procedures is an almost unavoidable confounding variable (Johnson *et al.*, 2008), as well as variation in techniques such as the routine use of anti-adhesive barriers. Nevertheless the future holds promise since gynaecological surgery, in contrast to other surgical specialities is being exposed to the scrutiny of RCTs, following the pioneering pathway of reproductive medicine (Johnson *et al.*, 2003, 2008; Vandekerckhove *et al.*, 1993). Despite the difficulty with the methodology and conduct of RCTs in reproductive surgery, we need to set up adequately

powered and pragmatic multicentre randomised trials studying the effectiveness of reproductive surgery versus no treatment or alternative treatment.

Two possible sources of bias in this systematic review should be addressed. Firstly, the filters for the systematic literature search did not include textwords or MeSH terms for endometriosis, fibroids, polyps and tubal pathology. This might have decreased the sensitivity of our search due to the unintentional omission of smaller trials. A second possible source of detection bias is the fact that our group has already published a narrative review on laparoscopy and a systematic review on hysteroscopy in the treatment of infertility (Bosteels *et al.*, 2007, 2010).

An important limitation in the majority of the included trials concerns the choice by the authors to use pregnancy and live birth rates as outcome measures. This is a crude way to assess fertility compared to other parameters such as monthly fecundity rate, cumulative pregnancy rate and time to pregnancy by life table analysis. Future randomised trials on reproductive surgery should not neglect the importance of the time factor in the choice of the most appropriate outcome measure. Moreover, in some clinical settings an 'expectant management' group should be used as a control to study the effectiveness of a surgical procedure as proposed by some authors (Hull *et al.*, 1987; Olive *et al.*, 1985).

### Summary conclusions and future perspectives

Compared to IVF, reproductive surgery has the potential to restore the natural procreation of the subfertile couple leading to several conceptions after one successful intervention. Repeated success can however only be achieved by effective interventions. A randomised controlled trial is the current gold standard of examining the effectiveness of interventions. By consequence, clinical research in the field of reproductive surgery should ideally be guided by high quality randomised trials whenever there is uncertainty about effectiveness of a specific surgical intervention.

The evidence provided by the meta-analysis on treating minimal or mild endometriosis in women with unexplained infertility shows a beneficial effect in favour of the excision/ ablation and adhesiolysis, despite the fact that the two major trials show different results. The long term risks versus benefits ratio in treating infertile patients with endometriotic cysts by the excision technique should be addressed, whether or not in the IVF setting.

The use of IVF for tubal pathology at the expense of reproductive surgery should not be continued without adequate randomised trials studying the harms and benefits of both treatments head-to-head.

We need randomised trials studying the effectiveness of the laparoscopic and/ or hysteroscopic removal of intramural fibroids close to the junctional layer of the myometrium or with impression on the uterine cavity in patients with unexplained subfertility and prior to IUI or IVF treatment.

A trial on the effectiveness of hysteroscopic removal of uterine septa in patients with recurrent pregnancy loss is currently ongoing.

The effectiveness of the anti-adhesion barriers in restoring the normal fertility potential in patients with severe intra-uterine adhesions should be studied by randomised trials.

Before promoting hysteroscopy as a screening tool in the infertile population undergoing ART, we should wait for the results of the randomised trial on the effectiveness of hysteroscopy before a first IVF or IUI attempt.

All future RCTs should focus not only on the beneficial short term effects of the intervention, but should address the possible detrimental long term effects on female fertility. This is the only sound way to measure the 'true' effectiveness of a reproductive surgical intervention.

### Acknowledgements

The authors are grateful to Jens De Groot from the Biomedical Library Campus Gasthuisberg, Katholieke Universiteit Leuven for his valuable help in the literature search. They acknowledge the assistance of Filip Cools of CEBAM (the Belgian Branch of the Cochrane Collaboration) and of Kris Bogaerts from the Interuniversity Institute for Biostatistics and Statistical Bioinformatics of the Katholieke Universiteit Leuven and Universiteit Hasselt. Language correction was performed by Amanda Sue Mc Phail. Sofie De Wit, Imelda hospital Bonheiden, was responsible for editing the manuscript.

### Contributions of the authors

Jan Bosteels was responsible for coordinating research and writing of this manuscript.

Steven Weyers and Thomas D'Hooghe were involved in the selection of studies and the data extraction process.

Chantal Mathieu, Steven Weyers, Thomas D'Hooghe and Ben Willem Mol critically reviewed this systematic review.

No conflict of interest exists for any of the authors. The current work was not funded by any company involved in the manufacture of endoscopes or endoscopic instruments or by a pharmaceutical company.

### References

Aakvaag A. Hormonal response to electrocautery of the ovary in patients with polycystic ovarian disease. *Br J Obstet Gynaecol.* 1985;92:1258-64.



- Acunzo G, Guida M, Pellicano M *et al.* Effectiveness of auto-cross linked hyaluronic acid gel in the prevention of intra-uterine adhesions after hysteroscopic adhesiolysis: a prospective, randomised, controlled study. *Hum Reprod.* 2003;18:1918-21.
- Adamson GD, Pasta DJ. Surgical treatment of endometriosis-associated infertility: meta-analysis compared with survival analysis. *Am J Obstet Gynecol.* 1994;171:1488-1505.
- Adhesion Study Group (Buttram V, Malinak R, Cleary R *et al.*). Reduction of postoperative pelvic adhesions with intraperitoneal 32% dextran 70: a prospective, randomised clinical trial. *Fertil Steril.* 1983;40:612-9.
- Ahmad G, Watson A, Vanderkerckhove P *et al.* Techniques for pelvic surgery in subfertility. *Cochrane Database Syst Rev.* 2009; issue 1: CD 000221.
- Akman MA, Garcia JE, Damewood MD *et al.* Hydrosalpinx affects the implantation of previously cryopreserved embryos. *Hum Reprod.* 1996;11:1013-4.
- Alborzi S, Momtahan M, Parsanezhad ME *et al.* A prospective randomised study comparing laparoscopic ovarian cystectomy versus fenestration and coagulation in patients with endometriomas. *Fertil Steril.* 2004;82:1633-7.
- Alborzi S, Ghotbi S, Parsanezhad ME *et al.* Pentoxifylline therapy after laparoscopic surgery for different stages of endometriosis: a prospective, double-blind, randomised, placebo-controlled study. *J Minim Invasive Gynecol.* 2007;14:54-8.
- Alborzi S, Ravanbakhsh R, Parsanezhad ME *et al.* A comparison of follicular response of ovaries to ovulation induction after laparoscopic ovarian cystectomy or fenestration and coagulation versus normal ovaries in patients with endometrioma. *Fertil Steril.* 2007;88:507-9.
- Al-Mizzen E, Grudzinskas JG. Unilateral laparoscopic ovarian diathermy in infertile women with clomiphene citrate-resistant polycystic ovary syndrome. *Fertil Steril.* 2007;88: 1678-80.
- Amer SA, Li TC, Metwally M *et al.* Randomised controlled trial comparing laparoscopic ovarian diathermy with clomiphene citrate as a first-line method of ovulation induction in women with polycystic ovary syndrome. *Hum Reprod.* 2009;24:219-25.
- Ankum WM. Hysteroscopic removal of endometrial polyps more than doubled the pregnancy rate after intrauterine insemination. *Evidence-based Obstet Gynecol.* 2005;7:193-4.
- Armar N, Mc Garrigle H, Honour J *et al.* Laparoscopic ovarian diathermy in the management of anovulatory infertility in women with polycystic ovaries: endocrine changes and clinical outcomes. *Fertil Steril.* 1990;53:45-9.
- Bajekal N, Li TC. Fibroids, infertility and pregnancy wastage. *Hum Reprod Update.* 2000;6:614-20.
- Balasz J, Creus M, Fábregues F *et al.* Pentoxifylline versus placebo in the treatment of infertility associated with minimal or mild endometriosis: a pilot randomised clinical trial. *Hum Reprod.* 1997;12:2046-50.
- Balen A, Tan SL, Jacobs H. Hypersecretion of luteinising hormone. A significant cause of infertility and miscarriage. *Br J Obstet Gynecol.* 1993;100:1082-9.
- Balen A, Jacobs H. A prospective study comparing unilateral and bilateral laparoscopic ovarian diathermy in women with the polycystic ovary syndrome (PCOS). *Fertil Steril.* 1994;62:921-5.
- Batioglu S, Habera A, Celikkanat H. Comparison of GnRH agonist administration before and after laparoscopic drainage of endometriomas. *J Gynecol Surg.* 1997;13:17-21.
- Bayram N, van Wely M, Bossuyt P *et al.* Randomised clinical trial of laparoscopic electrocoagulation of the ovaries versus recombinant FSH for ovulation induction in subfertility associated with polycystic ovary syndrome. Abstract 0-148 of the 17<sup>th</sup> Annual Meeting of the ESHRE. 2001, Lausanne, Switzerland.
- Benecke C, Kruger TF, Siebert TI *et al.* Effect of fibroids on fertility in patients undergoing assisted reproduction. A structured literature review. *Gynecol Obstet Invest.* 2005;59: 225-30.
- Benson K, Hartz AJ. A comparison of observational studies and randomised, controlled trials. *New Engl J Med.* 2000;342: 1878-86.
- Beretta P, Franchi M, Ghezzi F *et al.* Randomised clinical trial of two laparoscopic treatments of endometriomas: cystectomy versus drainage and coagulation. *Fertil Steril.* 1998;70:1176-80.
- Bernard G, Darai E, Poncelet C *et al.* Fertility after hysteroscopic myomectomy: effect of intramural fibroids associated. *Eur J Obstet Gynecol Reprod Biol.* 2000;88:85-90.
- Bettocchi S, Ceci O, Di Venere R *et al.* Advanced operative office hysteroscopy without anaesthesia: analysis of 501 cases treated with a 5 Fr bipolar electrode. *Hum Reprod.* 2002;17:2435-8.
- Bianchi S, Busacca M, Agnoli B *et al.* Effects of 3 month therapy with danazol after laparoscopic surgery for stage III-IV endometriosis: a randomised study. *Hum Reprod.* 1999;14:1335-7.
- Bosteels J, van Herendael B, Weyers S *et al.* The position of diagnostic laparoscopy in current fertility practice. *Hum Reprod Update.* 2007;13:477-85.
- Bosteels J, Weyers S, Puttemans P *et al.* The effectiveness of hysteroscopy in improving pregnancy rates in subfertile women without other gynaecological symptoms: a systematic review. *Hum Reprod Update* 2010;16:1-11 Epub. Review.
- Britton A, McKee M, Black N *et al.* Choosing between randomised and non-randomised studies: a systematic review. *Health Technol Asses.* 1998;2:13.
- Brooks PG, Kerin JF, Daykhovsky L. Removal of cornual polyps with flexible hysteroscopy and a wire basket: a case report. *J Reprod Med Obstet Gynecol.* 1990;35:613-5.
- Bulletti C, De Ziegler D, Polli V *et al.* The role of leiomyomas in infertility. *J Am Assoc Gynecol Laparosc.* 1999;6: 441-5.
- Bulletti C, De Ziegler D, Setti PL *et al.* Myomas, pregnancy outcome, and in vitro fertilisation. *Ann N Y Acad Sci.* 2004;1034:84-92.
- Busacca M, Somigliani E, Bianchi S *et al.* Postoperative GnRH analogue treatment after conservative surgery for symptomatic endometriosis stage III-IV: a randomised controlled trial. *Hum Reprod.* 2001;16:2399-2402.
- Campo R, Molinas CR, Rombauts L *et al.* Prospective multicentre randomised controlled trial to evaluate factors influencing the success rate of office diagnostic hysteroscopy. *Hum Reprod.* 2005;20:258-63.
- Campo S, Garcea N. Laparoscopic myomectomy in premenopausal women with and without preoperative treatment using gonadotrophin-releasing hormone analogues. *Hum Reprod.* 1999;14:44-8.
- Camus E, Poncelet C, Goffinet F *et al.* Pregnancy rates after in vitro fertilisation in cases of tubal infertility with and without hydrosalpinx: a meta-analysis of published comparative studies. *Hum Reprod.* 1999;14:1243-9.
- Canis M, Pouly JL, Tamburro S *et al.* Ovarian response during IVF-embryo transfer cycles after laparoscopic ovarian cystectomy for endometriotic cysts of > 3 cm in diameter. *Hum Reprod.* 2001;16:2583-6.
- Casini ML, Rossi F, Agostini R *et al.* Effect of the position of fibroids on fertility. *Gynecol Endocrinol.* 2006;22:106-9.
- Check JH, Chloe JK, Lee G *et al.* The effect on IVF outcome of small intramural fibroids not compressing the uterine cavity as determined by a prospective matched control study. *Hum Reprod.* 2002;17:1244-8.
- Chong AP, Keene ME, Thornton NL. Comparison of three modes of treatment for infertility patients with minimal pelvic endometriosis. *Fertil Steril.* 1990;53:407-10.
- Chong AP. Pregnancy outcome in neosalpingostomy by the cuff vs Bruhat technique using the carbon dioxide laser. *J Gynecol Surg.* 1991;7:207-10.
- Colacurci N, De Franciscis P, Mollo A *et al.* Small-diameter hysteroscopy with Versapoint versus resectoscopy with a unipolar knife for the treatment of septate uterus: a prospective randomised study. *J Minim Invas Gynecol.* 2007; 14:622-7.
- Collins A, Burrows EA, Willan AR. The prognosis for live birth among untreated infertile couples. *Fertil Steril.* 1995;64:22-8.
- Cominos AC. Salpingostomy: results of two different methods of treatment. *Fertil Steril.* 1977;28:1211-4.

- Concato J, Shah N, Horwitz RI. Randomised, controlled trials, observational studies, and the hierarchy of research designs. *New Engl J Med*. 2000;342:1887-92.
- Creus M, Fábregues F, Carmona F *et al*. Combined laparoscopic surgery and pentoxifylline therapy for treatment of endometriosis-associated infertility: a preliminary trial. *Hum Reprod*. 2008;23:1910-6.
- De Angelis C, Santoro G, Re ME *et al*. Office hysteroscopy and compliance: mini- hysteroscopy versus traditional hysteroscopy in a randomised trial. *Hum Reprod*. 2003;18:2441-5.
- Dechaud H, Daures JP, Arnal F *et al*. Does previous salpingectomy improve implantation and pregnancy rates in patients with severe tubal factor infertility who are undergoing in vitro fertilization? A pilot prospective randomized study. *Fertil Steril*. 1998;69:1020-5.
- Demiroglu A. Effect of endometrioma cystectomy on IVF outcome: a prospective randomised study. *Reprod Biomed Online*. 2006;12:639-43.
- Demiroglu A, Gurgan T. Effect of treatment of intrauterine pathologies with office hysteroscopy in patients with recurrent IVF failure *Reprod Biomed Online*. 2004;8:590-4.
- De Placido G, Clarizia R, Cadente C *et al*. Compliance and diagnostic efficacy of mini-hysteroscopy versus traditional hysteroscopy in infertility investigation. *Eur J Obstet Gynecol*. 2007;135:83-7.
- Dickersin K, Scherer R, Lefebvre C. Identifying relevant studies for systematic reviews. *BMJ*. 1994;309:1286-91.
- Dietterich C, Check JH, Choe JK *et al*. The presence of small uterine fibroids not distorting the endometrial cavity does not adversely affect conception outcome following embryo transfer in older recipients. *Clin Exp Obstet Gynecol*. 2000; 27:168-70.
- Donnez J, Wyns C, Nisolle M. Does ovarian surgery for endometriomas impair the ovarian response to gonadotropins? *Fertil Steril*. 2001;76:662-5.
- Donnez J, Jadoul P. What are the implications of myomas in fertility? A need for a debate? *Hum Reprod*. 2002;17:1424-30.
- Duffy JMN, Johnson N, Ahmad G *et al*. Postoperative procedures for improving fertility following pelvic reproductive surgery. *Cochrane Database Syst Rev*. 2009; issue 2:CD 001897.
- Eldar-Geva T, Meagher S, Healy DL *et al*. Effect of intramural, subserosal, and submucosal uterine fibroids on the outcome of assisted reproductive technology treatment. *Fertil Steril*. 1998;70:687-91.
- El-Toukhy T, Sunkara SK, Coomarasamy A *et al*. Outpatient hysteroscopy and subsequent IVF cycle outcome: a systematic review and meta-analysis *RBM Online*. 2008;16:712-9.
- Exacoustos C, Zupi E, Amadio A *et al*. Laparoscopic removal of endometriomas: sonographic evaluation of residual functioning ovarian tissue. *Am J Obstet Gynecol*. 2004;191:68-72.
- Farhi J, Ashkenazi J, Feldberg D *et al*. Effect of uterine leiomyomata on the results of in-vitro fertilisation treatment. *Hum Reprod*. 1995;10:2576-8.
- Farrugia M, McGurgan P, McMillan DL *et al*. Recent advances in electrosurgery (Chap 18). 2002. In: O'Donovan PJ, Dowens E (eds.) *Advances in Gynaecological surgery*, 1<sup>st</sup> edn. London: Greenwich Medical Media.
- Farquhar CM, Williamson K, Gudek G *et al*. A randomised controlled trial of laparoscopic ovarian diathermy versus gonadotrophin therapy for women with clomiphene-resistant polycystic ovarian syndrome. *Fertil Steril*. 2002;78:404-11.
- Farquhar C, Lilford R, Marjoribanks J *et al*. Laparoscopic 'drilling' by diathermy or laser for ovulation induction in anovulatory polycystic ovary syndrome. *Cochrane Database Syst Rev*. 2009; issue 1:CD 001122.
- Fatum M, Laufer N, Simon A. Investigation of the infertile couple: should diagnostic laparoscopy be performed after normal hysterosalpingography in treating infertility suspected to be of unknown origin? *Hum Reprod*. 2002;17:1-3.
- Fayez JA, Collazo LM, Vernon C. Comparison of different modalities of treatment for minimal and mild endometriosis. *Am J Obstet Gynecol*. 1988;159:927-32.
- Fernandez H, Sefrioui O, Virelizier C *et al*. Hysteroscopic resection of submucosal fibroids in patients with infertility. *Hum Reprod*. 2001;16:1489-92.
- Forman RG, Robinson JN, Mehta Z *et al*. Patient history as a simple predictor of pelvic pathology in subfertile women. *Hum Reprod*. 1993;8:53-5.
- Freeman MR, Whitworth CM, Hill GA. Hydrosalpinx reduces in vitro fertilisation/ embryo transfer rates and in vitro blastocyst development. 52<sup>nd</sup> Annual Meeting of the American Fertility Society. 1996; S211.
- Garbin O, Kutnahorsky R, Göllner JL *et al*. Vaginoscopic versus conventional approaches to outpatient diagnostic hysteroscopy: a two-centre randomised prospective study. *Hum Reprod*. 2006; 21: 996-3000.
- Garcia-Velasco JA, Mahutte NG, Corona J *et al*. Removal of endometriomas before in vitro fertilization does not improve fertility outcomes: a matched, case-control study. *Fertil Steril*. 2004;81:1194-7.
- Gelbaya TA, Nardo LG, Fitzgerald CT *et al*. Ovarian response to gonadotropins after laparoscopic salpingectomy or the division of fallopian tubes for hydrosalpinges. *Fertil Steril*. 2006;85:1464-8.
- Geslevich J, Weiss A, Romano S *et al*. Endometrial curettage before embryo transfer. 2006; (NCT00367367): <http://www.controlled-trials.com/mrct/trial/185361/> hysteroscopy
- Ghafarnegad M, Arjmand N, Khazaeipour Z. Pregnancy rate of gonadotrophin therapy and laparoscopic ovarian electrocautery in polycystic ovary syndrome resistant to clomiphene citrate: A comparative study. *Tehran Uni Med J* 2010;67:712-7.
- Gianaroli L, Gordts S, D'Angelo A *et al*. Effect of inner myometrium fibroid on reproductive outcome after IVF. *Reprod Biomed Online*. 2005;10:473-7.
- Glanville JM, Lefebvre C, Miles JN *et al*. How to identify randomised controlled trials in MEDLINE: ten years on. *J Med Libr Assoc*. 2006;94:130-6.
- Goldstein DB, Sasaran LH, Stadtmauer L *et al*. Selective salpingostomy- salpingectomy (SSS) and medical treatment prior to IVF in patients with hydrosalpinx. *Fertil Steril*. 1998; 70:S320.
- Greenblatt E, Casper RF. Endocrine changes after laparoscopic ovarian cautery in polycystic ovarian syndrome. *Am J Obstet Gynecol*. 1987;156:279-85.
- Greenblatt E, Casper R. Adhesion formation after laparoscopic ovarian cautery for polycystic ovarian syndrome: lack of correlation with pregnancy rate. *Fertil Steril*. 1993;60:766-70.
- Griffiths AN, D'Angelo A, Amso NN. Surgical treatment of fibroids for subfertility. *Cochrane Database Syst Rev*. 2009;issue 1:CD 003857.
- Gruppo Italiano per lo Studio dell'Endometriosi. Ablation of lesions or no treatment in minimal-mild endometriosis in infertile women: a randomised trial. *Hum Reprod*. 1999;14:1332-4.
- Guida M, Pellicano M, Zullo F *et al*. Outpatient operative hysteroscopy with bipolar electrode: a prospective multicentre randomised study between local anaesthesia and conscious sedation. *Hum Reprod*. 2003;18:840-3.
- Guida M, Acunzo G, Di Spiezio Sardo A *et al*. E. Effectiveness of auto-cross linked hyaluronic acid gel in the prevention of intra-uterine adhesions after hysteroscopic surgery: a prospective, randomised, controlled study. *Hum Reprod*. 2004;19:1461-4.
- Guida M, Di Spiezio Sardo A, Acunzo G *et al*. Vaginoscopic versus traditional office hysteroscopy: a randomised controlled study. *Hum Reprod*. 2006;21:3253-7.
- Gurgan T, Urman B, Aksu T *et al*. The effect of short-interval laparoscopic lysis of adhesions on pregnancy rates following Nd-YAG laser photocoagulation of polycystic ovaries. *Obstet Gynecol*. 1992;80:45-7.
- Hamed HO, Hasan AF, Ahmed OG *et al*. Metformin versus laparoscopic ovarian drilling in clomiphene- and insulin-resistant women with polycystic ovary syndrome. *Int J Gynecol Obstet* 2010;108:143-7.
- Hammadih N, Coomarasamy A, Ola B *et al*. Ultrasound-guided hydrosalpinx aspiration during oocyte collection improves

- pregnancy outcome in IVF: a randomized controlled trial. *Hum Reprod.* 2008;23:1113-7.
- Hart R, Khalaf Y, Yeong CT *et al.* A prospective controlled study of the effect of intramural uterine fibroids on the outcome of assisted conception. *Hum Reprod.* 2001;16:2411-7.
- Hart RJ, Hickey M, Maouris P *et al.* Excisional surgery versus ablative surgery for ovarian endometriomata. *Cochrane Database Syst Rev.* 2005; issue 3:CD004992
- Haynes RB, Wilczynski N, Mc Kibbin KA *et al.* Developing optimal search strategies for detecting clinically sound studies in MEDLINE. *J Am Med Inform Assoc.* 1994;1:447-58.
- Healy DL. Impact of uterine fibroids on ART outcome. *Environ Health Perspect.* 2000;108:845-7.
- Ho HY, Lee RK, Hwu YM *et al.* Poor response of ovaries with endometrioma previously treated with cystectomy. *J Assist Reprod Genet.* 2002;19:507-11.
- Horikawa T, Nakagawa K, Ohgi S *et al.* The frequency of ovulation from the affected ovary decreases following laparoscopic cystectomy in infertile women with unilateral endometrioma during a natural cycle. *J Assist Reprod Genet.* 2008;25:239-44.
- Hughes EG, Fedorkow DM, Collins JA. A quantitative overview of controlled trials in endometriosis-associated infertility. *Fertil Steril.* 1993;59:963-70.
- Hull ME, Moghissi KS, Magyar DF *et al.* Comparison of different treatment modalities of endometriosis in infertile women. *Fertil Steril.* 1987;47:40-4.
- Jacobson TZ, Duffy JMN, Barlow D *et al.* Laparoscopic surgery for subfertility associated with endometriosis. *Cochrane Database Syst Rev* 2010; issue 1:CD001398.
- Jansen RPS. Failure of intraperitoneal adjuncts to improve the outcome of pelvic operations in young women. *Am J Obstet Gynecol.* 1985;153:363-71.
- Johnson N, Proctor M, Farquhar C. Gaps in the evidence for fertility treatment-an analysis of the Cochrane Menstrual Disorders and Subfertility Group database. *Hum Reprod.* 2003;18:947-54.
- Johnson N, Selman T, Zamora J *et al.* Gynaecologic surgery from uncertainty to science: evidence-based surgery is no passing fad. *Hum Reprod.* 2008;23:832-9.
- Johnson N, van Voorst S, Sowter MC *et al.* Surgical treatment for tubal disease in women due to undergo in vitro fertilisation. *Cochrane Database Syst Rev* 2010; issue 1:CD002125.
- Jun SH, Ginsburg ES, Racowsky C *et al.* Uterine leiomyomas and their effect on in vitro fertilisation outcome: a retrospective study. *J Assist Reprod Genet.* 2001;18:139-43.
- Kabli N, Tulandi T. A randomised trial of outpatient hysteroscopy with and without intrauterine anaesthesia. *J Minim Invasive Gynecol.* 2008;15:308-10.
- Kamel MA, Amin AF. Using thermocoagulation versus electrocoagulation in laparoscopic adhesiolysis in infertility treatment. *Hum Reprod abstract book I, Abstract of 15<sup>th</sup> Annual Meeting of ESHRE, Tours, France.* 1999;14:276-7.
- Katz E, Akman MA, Damewood MD *et al.* Deleterious effect of the presence of hydrosalpinx on implantation and pregnancy rates with in vitro fertilisation. *Fertil Steril.* 1996; 66:122-5.
- Kaya H, Sezik M, Ozkaya O. Evaluation of a new surgical approach for the treatment of clomiphene citrate-resistant infertility in polycystic ovary syndrome: Laparoscopic ovarian multi-needle intervention. *J Minim Invasive Gynaecol.* 2005;12:355-8.
- Kennedy S, Bergqvist A, Chapron C *et al.* ESHRE guidelines for the diagnosis and treatment of endometriosis. *Hum Reprod.* 2005;20:2698-2704.
- Khalaf Y, Ross C, El-Toukhy T *et al.* The effect of small intramural uterine fibroids on the cumulative outcome of assisted conception. *Hum Reprod.* 2006; 21:2640-4.
- Kim MR, Kim YA, Jo MY *et al.* High frequency of endometrial polyps in endometriosis. *J Am Assoc Gynecol Laparosc.* 2003;10:46-8.
- Klatsky PC, Lane DE, Ryan IP *et al.* The effect of fibroids without cavity involvement on ART outcomes independent of ovarian age. *Hum Reprod.* 2007;22:521-6.
- Klatsky PC, Tran ND, Caughey AB *et al.* Fibroids and reproductive outcomes: a systematic literature review from conception to delivery. *Am J Obstet Gynecol.* 2008;198:357-66.
- Kontoravdis A, Makrakis E, Pantos K *et al.* Proximal tubal occlusion and salpingectomy result in similar improvement in in vitro fertilization outcome in patients with hydrosalpinx. *Fertil Steril.* 2006;86:1642-9.
- Kremer C, Duffy S, Moroney M. Patient satisfaction with outpatient hysteroscopy versus day case hysteroscopy: randomised controlled trial. *BMJ.* 2000;320:279-82.
- Kunz R, Vist G, Oxman AD. Randomisation to protect against selection bias in health care trials (Cochrane Methodology Review). Updated 22 Aug. 2001. In: *The Cochrane Library, issue 3*, Chichester, UK: John Wiley & Sons., 2004.
- Kunz R, Oxman A. The unpredictability paradox: review of empirical comparisons of randomised and non-randomised clinical trials. *BMJ.* 1998;317:1185-90.
- Larsson B, Lalos O, Marsk L *et al.* Effect of intraperitoneal instillation of 32% dextran 70 on postoperative adhesion formation after tubal surgery. *Acta Obstet Gynecol Scand.* 1985;64:437-41.
- Lazovic G, Milacic D, Terzic M *et al.* Medicaments or surgical therapy of PCOS. *Fertil Steril.* 1998;70:472.
- Lee A, Ying YK, Novy MJ. Hysteroscopy, hysterosalpingography and tubal ostial polyps in infertility patients. *J Reprod Med Obstet Gynecol.* 1997;42:337-41.
- Lefebvre G, Vilos G, Allaire C, Jeffrey J. The management of uterine leiomyomas. *J Obstet Gynecol Can.* 2003;25:396-405.
- Levinson CJ. Endometriosis therapy: rationale for expectant or minimal therapy in minimal/ mild cases (AFSI). In: *Proceedings of the Second World Congress on Gynecologic Endoscopy, Clermont-Ferrand, France.* 1989: abstract.
- Litta P, Bonora M, Pozzan C *et al.* Carbon dioxide versus normal saline in outpatient hysteroscopy. *Hum Reprod.* 2003;18: 2446-9.
- Littman E, Giudice L, Lathi R *et al.* Role of laparoscopic treatment of endometriosis in patients with failed in vitro fertilization cycles. *Fertil Steril.* 2005;84:1574-8.
- Loh FH, Tan AT, Kumar J *et al.* Ovarian response after laparoscopic ovarian cystectomy for endometriotic cysts in 132 monitored cycles. *Fertil Steril.* 1999;72:316-21.
- Loverro G, Santillo V, Pansini MV *et al.* Are GnRH agonists helpful in the therapy of endometriosis after surgical treatment? *Hum Reprod.* 2001;16:96.
- Lumbiganon P, Ruggao S, Phandhu-fung S *et al.* Protective effect of depot-medroxyprogesterone acetate on surgically treated uterine leiomyomas: a multicentre case-control study. *Br J Obstet Gynaecol.* 1996;103:909-14.
- Luttjeboer F, Harada T, Hughes E *et al.* Tubal flushing for subfertility. *Cochrane Database Syst Rev.* 2007;CD 003718
- Mansour R, Aboulghar M. Optimizing the embryo transfer technique. *Hum Reprod.* 2002;17:1149-53.
- Manyonda I, Sinthamoney E, Belli M. Controversies and challenges in the modern management of uterine fibroids. *BJOG.* 2004;111:95-102.
- Marconi G, Vilela M, Quintana R *et al.* Laparoscopic ovarian cystectomy of endometrioma does not affect the ovarian response to gonadotropin stimulation. *Fertil Steril.* 2002; 78:876-8.
- Marcoux S, Maheux R, Bérubé S *et al.* Laparoscopic surgery in infertile women with minimal or mild endometriosis. *N Engl J Med.* 1997;337:217-22.
- Marsh F, Kremer C, Duffy S. Delivering an effective outpatient service in gynaecology. A randomised controlled trial analysing the cost of outpatient versus daycase hysteroscopy. *BJOG.* 2004;111:243-8.
- Marshall LM, Spiegelman D, Goldman MB *et al.* A prospective study of reproductive factors and oral contraceptive use in relation to the risk of uterine leiomyomata. *Fertil Steril.* 1998;70:432-9.
- McBean JH, Gibson M, Brumsted JR. The association of intrauterine filling defects on hysterosalpingogram with endometriosis. *Fertil Steril.* 1996;66:522-6.
- McKee M, Britton A, Black N *et al.* Methods in health services research. Interpreting the evidence: choosing between ran-

- domised and non-randomised studies. *BMJ*. 1999;319:312-5.
- McManus J, McClure N, Traub AI. The effect of cervical dilatation in patients with previous difficult embryo transfer. *Fertil Steril*. 2000;74:159.
- Metwally M, Watson A, Lilford R *et al*. Fluid and pharmacological agents for adhesion prevention after gynaecological surgery. *Cochrane Database Syst Rev*. 2006; issue 2:CD001298.
- Meyer WR, Castelbaum AJ, Somkuti S *et al*. Hydrosalpinges adversely affect markers of endometrial receptivity. *Hum Reprod*. 1997;12:1393-8.
- Moher D, Liberati A, Tetzlaff J *et al*. Preferred reporting items for systematic reviews and meta-analyses: the PRISMA statement. *BMJ*. 2009; 339: b2535 doi: 10.1136/bmj.b2535.
- Mol BW, Collins JA, Burrows EA *et al*. Comparison of hysterosalpingography and laparoscopy in predicting fertility outcome. *Hum Reprod*. 1999;14:1237-42.
- Moshin V, Hotineanu A. Reproductive outcome of the proximal occlusion prior to IVF in patients with hydrosalpinx. *Hum Reprod*. 2006;21:i193-i194.
- Mukherjee T, Copperman AB, McCaffrey C *et al*. Hydrosalpinx fluid has direct embryotoxic effects on murine embryogenesis: a case for prophylactic salpingectomy. *Fertil Steril*. 1996;66:851-3.
- Mukhopadhyaya N, Pokuah Asante G, Manyonda IT. Uterine fibroids: impact on fertility and pregnancy loss. *Obstet Gynecol Reprod Med*. 2007;17:311-7.
- Muzii L, Bellati F, Bianchi A *et al*. Laparoscopic stripping of endometriomas: a randomized trial on different surgical techniques. Part I: Clinical results. *Hum Reprod*. 2005;20:1981-6.
- Muzii L, Bellati F, Bianchi A *et al*. Laparoscopic stripping of endometriomas: a randomized trial on different surgical techniques. Part II: pathological results. *Hum Reprod*. 2005; 20:1987-92.
- Nakagawa K, Ohgi S, Nakashima A *et al*. Laparoscopic proximal tubal division can preserve ovarian reserve for infertility patients with hydrosalpinges. *J Obstet Gynaecol Res*. 2008;34:1037-42.
- Narayan R, Goswamy RK. Treatment of submucous fibroids, and outcome of assisted reproduction. *J Am Assoc Gynecol Laparosc*. 1994;1:307-11.
- Nargund G, Cheng WC, Parsons J. The impact of ovarian cystectomy on ovarian response to stimulation during in-vitro fertilization cycles. *Hum Reprod*. 1996;11:81-3.
- Ng EH, Ho PC. Doppler ultrasound examination of uterine arteries on the day of oocyte retrieval in patients with uterine fibroids undergoing IVF. *Hum Reprod*. 2002;17:765-70.
- Ng EH, Chan CC, Tang OS *et al*. Endometrial and subendometrial blood flow measured by three-dimensional power Doppler ultrasound in patients with small intramural uterine fibroids during IVF treatment. *Hum Reprod*. 2005;20:501-6.
- Nowroozi K, Chase JS, Check JH *et al*. The importance of laparoscopic coagulation of mild endometriosis in infertile women. *Int J Fertil*. 1987;32:442-4.
- Olive DL, Stohs GF, Metzger DA *et al*. Expectant management and hydrotubations in the treatment of endometriosis-associated infertility. *Fertil Steril*. 1985;44:35-41.
- Olive DL, Schwartz LB. Endometriosis. *N Engl J Med*. 1993;328:1759-69.
- Oliveira FG, Abdelmassih VG, Diamond MP *et al*. Impact of subserosal and intramural uterine fibroids that do not distort the endometrial cavity on the outcome of in vitro fertilisation-intracytoplasmic sperm injection. *Fertil Steril*. 2004; 81:582-7.
- Oliveira FG, Abdelmassih VG, Diamond MP *et al*. Small uterine fibroids did not negatively affect the success of infertility treatment with intracytoplasmic sperm injection. Evidence-based *Obstet Gynecol*. 2005;7:31-2.
- Pabuccu R, Onalan G, Kaya C *et al*. Efficiency and pregnancy outcome of serial intra-uterine device-guided hysteroscopic adhesiolysis of intra-uterine synechia. *Fertil Steril*. 2008;90:1973-7.
- Palomba S, Zupi E, Falbo A *et al*. A multicenter randomised, controlled study comparing laparoscopic versus minilaparotomic myomectomy: reproductive outcomes. *Fertil Steril*. 2007;88:933-41.
- Palomba S, Falbo A, Battista L *et al*. Laparoscopic ovarian diathermy vs clomiphene citrate plus metformin as second-line strategy for infertile anovulatory patients with polycystic ovary syndrome: a randomised controlled trial. *Am J Obstet Gynecol* 2010;202:577:e1-8. Epub 2010 Jan 22.
- Pandian Z, Akande VA, Harrild K *et al*. Surgery for tubal infertility. *Cochrane Database Syst Rev*. 2008; issue 3:CD006415.
- Parazzini F, Fedele L, Busacca M *et al*. Postsurgical medical treatment of advanced endometriosis: Results of a randomised clinical trial. *Am J Obstet Gynecol*. 1994;171:1205-7.
- Parazzini F, Chiaffarino F, Polverino G *et al*. Uterine fibroids risk and history of selected medical conditions linked with female hormones. *Eur J Epidemiol*. 2004;19:249-53.
- Paulson JD, Asmar P, Saffan DS. Mild and moderate endometriosis: comparison of treatment modalities for infertile couples. *J Reprod Med*. 1991;36:151-5.
- Pellicano M, Guida M, Zullo F *et al*. Carbon dioxide versus normal saline as a uterine distension medium for diagnostic vaginoscopic hysteroscopy in infertile patients: a prospective, randomised, multicenter study. *Fertil Steril*. 2003;79:418-21.
- Pellicano M, Guida M, Bramante S *et al*. Reproductive outcome after autocrosslinked hyaluronic acid gel application in infertile patients who underwent laparoscopic myomectomy. *Fertil Steril*. 2005;83:498-500.
- Pérez-Medina T, Bajo-Arenas J, Salazar F *et al*. Endometrial polyps and their implication in the pregnancy rates of patients undergoing intrauterine insemination: a prospective randomised study *Hum Reprod*. 2005;20:1632-5.
- Pritts EA. Fibroids and infertility: a systematic review of the evidence. *Obstet Gynecol Surv*. 2001;56:483-91.
- Pritts EA, Parker WH, Olive DL. Fibroids and infertility: an updated systematic review of the evidence. *Fertil Steril*. 2009;91:1215-23.
- Querleu D, Vankeerberghen-Deffense F, Bouteville C. The effect of noxytioline and systemic corticosteroids in infertility surgery. A prospective randomised study. *J Gynecol Obstet Biol Reprod*. 1989;18:935-40.
- Rackow BW, Arici A. Fibroids and in-vitro fertilisation: which comes first? *Curr Opin Obstet Gynecol*. 2005;15:225-31.
- Rama Raju GA, Shashi Kumari G, Krishna KM *et al*. Assessment of uterine cavity by hysteroscopy in assisted reproduction programme and its influence on pregnancy outcome *Arch Gynecol Obstet*. 2006;274:160-4.
- Ramzy AM, Sattar M, Amin Y *et al*. Uterine myomata and outcome of assisted reproduction. *Hum Reprod*. 1998;13:198-202.
- Richards PA, Richards PD, Tiltman AJ. The ultrastructure of fibromyomatous myometrium and its relationship to infertility. *Hum Reprod Update*. 1998;4:520-5.
- Robinson KA, Dickersin K. Development of a highly sensitive search strategy for the retrieval of reports of controlled trials using PubMed. *Int J Epidemiol*. 2002;31:150-3.
- Rock JA, Siegler AM, Boer-Meisel M *et al*. The efficacy of post-operative hydrotubation: a randomised prospective multicenter clinical trial. *Fertil Steril*. 1984a;42:373-6.
- Rock JA, Bergquist CA, Kimball AW *et al*. Comparison of the operating microscope and loupe for microsurgical tubal anastomosis: a randomised clinical trial. *Fertil Steril*. 1984b;41:229-32.
- Roy KK, Baruah J, Moda N *et al*. Evaluation of unilateral versus bilateral ovarian drilling in clomiphene citrate resistant cases of polycystic ovarian syndrome. *Arch Gynecol Obstet*. 2009; 280:573-8.
- Roy KK, Baruah J, Sharma A *et al*. A prospective randomized trial comparing the clinical and endocrinological outcome with rosiglitazone versus laparoscopic drilling in patients with polycystic ovarian disease resistant to ovulation induction with clomiphene citrate. *Arch Gynecol Obstet* 2010;281: 939-44.

- Sagiv R, Sadan O, Boaz M *et al.* A new approach to office hysteroscopy compared with traditional hysteroscopy. *Obstet Gynecol.* 2006;108:387-92.
- Seiler JC, Gidwani G, Ballard L. Laparoscopic cauterization of endometriosis for fertility: a controlled study. *Fertil Steril.* 1986;46:1098-1100.
- Selman TJ, Johnson NP, Zamora J *et al.* Gynaecologic surgery from uncertainty to science: evolution of randomised control trials. *Hum Reprod.* 2008;23:827-31.
- Seoud M, Patterson R, Muasher S *et al.* Effects of myomas or prior myomectomy on in vitro fertilisation (IVF) programme. *J Assist Reprod Genet.* 1992;9:217-21.
- Seracchioli R, Rossi S, Govoni F *et al.* Fertility and obstetric outcome after laparoscopic myomectomy of large myomata: a randomised comparison with abdominal myomectomy. *Hum Reprod.* 2000;15:2663-8.
- Shankar M, Davidson A, Taub N *et al.* Randomised comparison of distension media for outpatient hysteroscopy. *BJOG.* 2004;111:57-62.
- Sharma M, Taylor A, Di Spiezio Sardo A *et al.* Outpatient hysteroscopy: traditional versus the 'no-touch' technique. *BJOG.* 2005;112:963-7.
- Sharma M, Kriplani A, Agarwal N. Laparoscopic bipolar versus unipolar ovarian drilling in infertile women with resistant polycystic ovarian syndrome. *J Gynaecol Surg.* 2006;22:105-11.
- Shokeir TA, Shalan HM, El-Shafei MM. Significance of endometrial polyps detected hysteroscopically in eumenorrhic infertile women. *J Obstet Gynaecol Res.* 2004;30:84-9.
- Shokeir T, El-Shafei M, Yousef H *et al.* Submucous myomas and their implications in the pregnancy rates of patients with otherwise unexplained primary infertility undergoing hysteroscopic myomectomy: a randomized matched control study. *Fertil Steril.* 2009;92:S44- S45.
- Shojania KG, Bero LA. Taking advantage of the explosion of systematic reviews: an efficient MEDLINE search strategy. *Eff Clin Pract.* 2001;4:157-62.
- Soihet S. Three comparative techniques on tubo-plasty. *Int J Fertil.* 1974;19:111-5.
- Somigliana E, Vercellini P, Daguati R *et al.* Fibroids and female reproduction: a critical analysis of the evidence. *Hum Reprod Update.* 2007;13:465-76.
- Somigliana E, Vercellini P, Benaglia L *et al.* The role of myomectomy in fertility enhancement. *Curr Opin Obstet Gynecol.* 2008;20:379-85.
- Soriano D, Ajaj S, Chuong T *et al.* Lidocaine spray and outpatient hysteroscopy: randomised placebo-controlled trial. *Obstet Gynecol.* 2000;96:661-4.
- Stovall DW, Parrish SB, Van Voorhis BJ *et al.* Uterine leiomyomas reduce the efficacy of assisted reproduction cycles: results of a matched follow-up study. *Hum Reprod.* 1998;13:192-7.
- Strandell A, Lindhard A, Waldenström U *et al.* Hydrosalpinx and IVF outcome: a prospective, randomized multicentre trial in Scandinavia on salpingectomy prior to IVF. *Hum Reprod.* 1999;14:2762-9.
- Surrey ES, Lietz AK, Schoolcraft WB. Impact of intramural leiomyomata in patients with a normal endometrial cavity on in vitro fertilisation-embryo transfer cycle outcome. *Fertil Steril.* 2001;75:405-10.
- Surrey ES, Minjarez DA, Stevens JM *et al.* Effect of myomectomy on the outcome of assisted reproductive technologies. *Fertil Steril.* 2005;83:1473-9.
- Tanahatoo S, Lambalk CB, Hompes PGA. The role of laparoscopy in intrauterine insemination: a prospective randomized reallocation study. *Hum Reprod.* 2005;20:3225-30.
- Telimaa S, Ronnberg L, Kauppila A. Placebo-controlled comparison of danazol and high-dose medroxyprogesterone acetate in the treatment of endometriosis after conservative surgery. *Gynecol Endocrinol.* 1987;1:363-71.
- Tulandi T, Vilos GA. A comparison between laser surgery and electro-surgery for bilateral hydrosalpinx: a 2-year follow-up. *Fertil Steril.* 1985;44:846-7.
- Tulandi T. Salpingo-ovariolysis: a comparison between laser surgery and electro-surgery. *Fertil Steril.* 1986;45:489-91.
- Tulandi T, Falcone T, Kafka I. Second-look laparoscopy one year following reproductive surgery. *Fertil Steril.* 1989;52:421-4.
- Unfried G, Wieser F, Albrecht A *et al.* Flexible versus rigid endoscopes for outpatient hysteroscopy: a prospective randomized clinical trial. *Hum Reprod.* 2001;16:168-71.
- Vandekerckhove P, O'Donovan P, Lilford R *et al.* Treatment of infertility-from cookery to science. *Br J Obstet Gynaecol.* 1993;100:1005-36.
- Varasteh NN, Neuwirth RS, Levin B *et al.* Pregnancy rates after hysteroscopic polypectomy and myomectomy in infertile women. *Obstet Gynecol.* 1999;94:168-71.
- Vegetti W, Ragni G, Baroni E *et al.* Laparoscopic ovarian drilling versus low-dose pure FSH in anovulatory clomiphene-resistant patients with polycystic ovarian syndrome: randomised prospective study. *Hum Reprod.* 1998;13:120.
- Venturini N, Tantini C, Bargilli G. Hysteroscopy for evaluation of tubal ostium pathology. *Acta Europea Fertilitatis.* 1987;18:61-2.
- Vercellini P, Crosignani PG. Minimal and mild endometriosis-is there anything new under the sun? *J Reprod Med.* 1993;38:49-52.
- Vercellini P, Crosignani P, Fadini R *et al.* A gonadotrophin-releasing hormone agonist compared with expectant management after conservative surgery for symptomatic endometriosis. *Br J Obstet Gynecol.* 1999;106:672-7.
- Vilos G. Uterine fibroids: relationship to reproduction. *Minerva Ginecol.* 2003;55:417-23.
- Vimercati A, Scioscia M, Lorusso F *et al.* Do uterine fibroids affect IVF outcomes? *Reprod Biomed Online.* 2007;15:686-91.
- Wang W, Check JH, Dietterich C *et al.* Effect of fibroids on cumulative probability of pregnancy in women taking follicle maturing drugs without assisted reproductive technology. *Clin Exp Obstet Gynecol.* 2001;28:86-8.
- Wang W, Check JH. Effect of corporal fibroids on outcome following embryo transfer in donor-oocyte recipients. *Clin Exp Obstet Gynecol.* 2004;31:263-4.
- Weerakiet S, Lertvikoool S, Tingthanatikul Y *et al.* Ovarian reserve in women with polycystic ovary syndrome who underwent laparoscopic ovarian drilling. *Gynecol Endocrinol.* 2007;23:455-60.
- Wise LA, Palmer JR, Harlow BL *et al.* Reproductive factors, hormonal contraception, and risk of uterine leiomyomata in African-American women: a prospective study. *Am J Epidemiol.* 2004;159:113-23.
- Wyns C, Donnez J. Laser vaporization of ovarian endometriomas: the impact on the response to gonadotropin stimulation. *Gynecol Obstet Fertil.* 2003;31:337-42.
- Yanaihara A, Yorimitsu T, Motoyama H *et al.* Location of endometrial polyp and pregnancy rate in infertility patients. *Fertil Steril.* 2008;90:180-2.
- Yap C, Furness S, Farquhar C *et al.* Pre and postoperative medical therapy for endometriosis surgery. *Cochrane Database Syst Rev.* 2009; issue 1:CD 003678.
- Yarali H, Bukulmez O. The effect of intramural and subserous uterine fibroids on implantation and clinical pregnancy rates in patients having intracytoplasmic sperm injection. *Arch Gynecol Obstet.* 2002;266:30-3.
- Yazbeck C, Madelenat P, Sifer C *et al.* Ovarian endometriomas: effect of laparoscopic cystectomy on ovarian response in IVF-ET cycles. *Gynecol Obstet Fertil.* 2006;34:808-12.
- Yossry M, Aboulghar M, D'Angelo A *et al.* In vitro fertilisation versus tubal reanastomosis (sterilisation reversal) for subfertility after tubal sterilisation. *Cochrane Database Syst Rev.* 2006; issue 3:CD 004144.
- Youssef H, Atallah MM. Unilateral ovarian drilling in polycystic ovarian syndrome: a prospective randomized study. *Reprod Biomed Online.* 2007;15:457-62.
- Zakherah MS, Nasr A, El Salman AM *et al.* Clomiphene citrate plus tamoxifen versus laparoscopic drilling in women with clomiphene-resistant polycystic ovary syndrome. *Int J Gynecol Obstet* 2010;108:240-3.