

Giant Huang–Rhys Factor for Electron Capture by the Iodine Interstitial in Perovskite Solar Cells

Lucy D. Whalley,* Puck van Gerwen, Jarvist M. Frost, Sunghyun Kim, Samantha N. Hood, and Aron Walsh*

Cite This: *J. Am. Chem. Soc.* 2021, 143, 9123–9128

Read Online

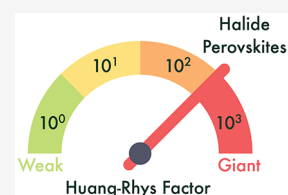
ACCESS |

Metrics & More

Article Recommendations

Supporting Information

ABSTRACT: Improvement in the optoelectronic performance of halide perovskite semiconductors requires the identification and suppression of nonradiative carrier trapping processes. The iodine interstitial has been established as a deep level defect and implicated as an active recombination center. We analyze the quantum mechanics of carrier trapping. Fast and irreversible electron capture by the neutral iodine interstitial is found. The effective Huang–Rhys factor exceeds 300, indicative of the strong electron–phonon coupling that is possible in soft semiconductors. The accepting phonon mode has a frequency of 53 cm⁻¹ and has an associated electron capture coefficient of 1 × 10⁻¹⁰ cm³ s⁻¹. The inverse participation ratio is used to quantify the localization of phonon modes associated with the transition. We infer that suppression of octahedral rotations is an important factor to enhance defect tolerance.



INTRODUCTION

The unusual defect chemistry and physics of lead halide perovskites has attracted significant attention.^{1–3} Slow non-radiative electron–hole recombination is unusual for solution processed semiconductors and supports high voltage and efficient light-to-electricity conversion in a solar cell.⁴ While significant defect populations are expected based on equilibrium thermodynamics⁵ of these soft crystalline materials, and solution processing introduces additional disorder,⁶ the native defects do not appear to contribute to nonradiative recombination of electrons and holes. This behavior of halide perovskites has been broadly termed “defect tolerance”.^{7–9} Further improvement in the performance of halide perovskite devices requires suppression of nonradiative carrier capture and recombination events.¹⁰ In this report, we perform a quantum mechanical carrier-capture analysis of the interaction between electrons and the iodine interstitial in CH₃NH₃PbI₃ (MAPI).

Shockley–Read–Hall (SRH) recombination is associated with the successive capture of an electron and hole following the photoexcitation ($ni \xrightarrow{h\nu} e^- + h^+$) of a semiconductor. The kinetics reduce to first-order in a heavily doped (*n* or *p* type) semiconductor; minority carrier capture becomes the rate-limiting process. A necessary step is the change from delocalized-to-localized electronic wave functions, and multiple phonon ($\hbar\omega$) emission through the associated structural relaxation,¹¹ as illustrated in Figure 1. The excess electronic energy of the charge carriers is lost to heat. Taking the example of a neutral defect (D^0), the overall recombination process is

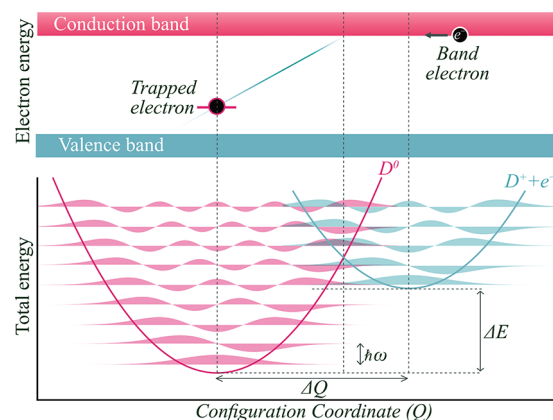



Figure 1. Electron capture by a charged defect in a semiconductor. In the initial configuration (blue), there is a charged defect (D^+) and a free electron (e^-) residing in the conduction band. In the final configuration configuration (pink), the electron is captured to yield a neutral charge state (D^0). The coordinate Q maps out the change in structure between the two configurations.

Nonradiative Carrier Capture from First-Principles. Making use of Fermi’s golden rule, the carrier capture coefficient from an initial state i to a final state f can be described by

Received: March 22, 2021

Published: June 9, 2021



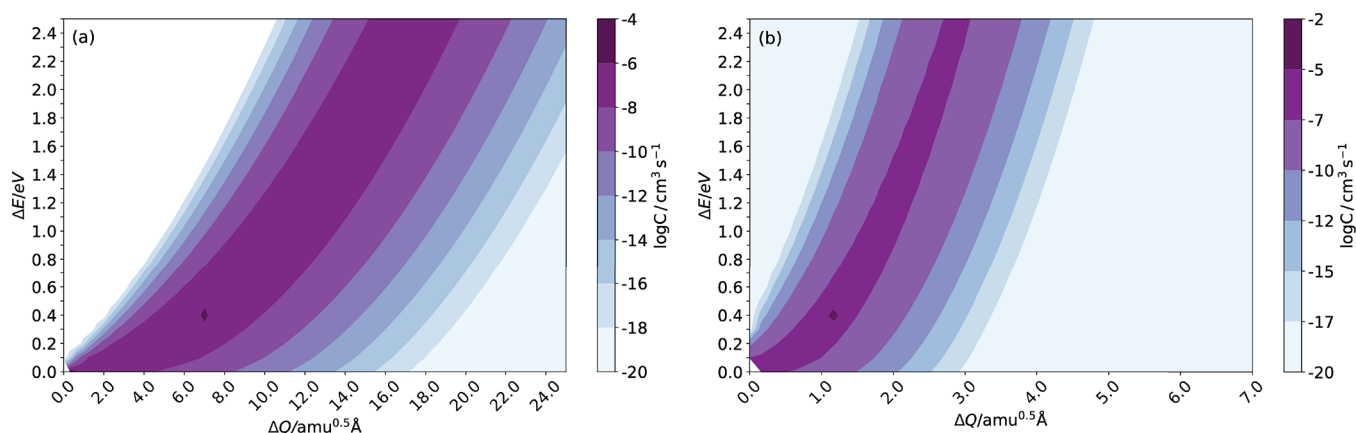


Figure 2. Variation of the carrier capture coefficient C with the parameters ΔE and ΔQ using eq 2. This data are for the single frequency approximation and taking frequencies near the extrema of the physical range: (a) $\hbar\omega = 8$ meV and (b) $\hbar\omega = 50$ meV.

$$C = V \frac{2\pi}{\hbar} g W_{if}^2 \sum_m \Theta_m \sum_n |\langle \chi_{im} | \Delta Q | \chi_{fn} \rangle|^2 \times \delta(\Delta E + m\hbar\omega_i - n\hbar\omega_f) \quad (2)$$

Here V is the supercell volume, g is the degeneracy of the final state, W_{if} is the electron–phonon coupling matrix element, Θ_m is the thermal occupation of the vibration state m , $\langle \chi_{im} | \Delta Q | \chi_{fn} \rangle$ is the overlap of the vibrational wave functions χ , and the Dirac $\delta(\Delta E + m\hbar\omega_i - n\hbar\omega_f)$ ensures conservation of energy. Each of these quantities can be derived from density functional theory (DFT) calculations.^{12,13}

The meaning of eq 2 becomes clearer when you realize that ΔE and ΔQ refer to vertical and horizontal offsets in a configuration coordinate diagram, and that ω_i (ω_f) is the frequency of the effective one-dimensional vibration in the initial (final) charge state (Figure 1). Figure 2 provides a useful guide to the sensitivity of the underlying model parameters and the accessible range of C .

METHODS

Electronic Structure. A quantum mechanical treatment of electron capture was performed using the open-source CARRIERCAPTURE package.¹³ The 1D Schrödinger equation for the potential energy surface was solved using a finite difference method. This builds on the approach of Alkauskas et al.,¹² and the implementation has been applied to a range of semiconductors.^{14,15}

The underlying electronic structures were calculated using density functional theory (DFT) as implemented in the GPU port of VASP,¹⁶ using a plane wave basis set with an energy cutoff of 400 eV. Projection operators were optimized in real space with an accuracy of 0.02 meV per atom, and a $2 \times 2 \times 2$ gamma centered Monkhorst–Pack mesh was used for the Brillouin zone integration.

So that no preference was given to a particular combination of octahedral tilts the starting point for atomic relaxation was MAPI in the pseudocubic phase. The interstitial was placed in a 192-atom supercell built from an expansion of the 12-atom unit cell, using the transformation matrix m_i :

$$m_i = \begin{bmatrix} 2 & -2 & 0 \\ 2 & 2 & 0 \\ 0 & 0 & 2 \end{bmatrix}$$

Ground state geometries were found using the PBEsol functional,¹⁷ which has been shown to accurately describe the structures and phonons of these materials. The internal atomic coordinates were relaxed until the force acting on each atom was less than 0.01 eV Å⁻¹.

Defect formation energies were converged to within 0.01 eV per formula unit between the 192- and 384-atom supercells.

The potential energy surface was calculated using the screened-exchange HSE06 functional¹⁸ ($\alpha = 0.43$) including spin–orbit coupling (SOC), with total energy converged to within 10⁻⁵ eV. The electron–phonon coupling term is derived from wave functions calculated with the PBEsol functional and SOC.

Lattice Dynamics. The harmonic phonon modes were calculated using a $2 \times 2 \times 2$ supercell expansion (93 atoms including the iodine interstitial). To evaluate the force-constant matrix the finite displacement method was used with displacements of 0.01 Å. Forces were computed in VASP using a plane wave basis set of 700 eV, a total energy convergence criterion of 10⁻⁸ eV, and the PBEsol functional. A $2 \times 2 \times 2$ gamma centered Monkhorst–Pack mesh was used for the Brillouin zone integration. To extract the phonon eigenvectors and frequencies the PHONOPY package¹⁹ was used. The Inverse Participation Ratio was calculated using the JULIA-PHONONS package.²⁰

RESULTS AND DISCUSSION

Common vacancy defects do not introduce levels into the band gap of lead iodide perovskites, while iodine interstitials do.¹ Interstitial iodine may be formed by the incorporation of excess iodine ($I(g) \rightleftharpoons I_i$) or through Frenkel pair formation ($I_i \rightleftharpoons V_i + I_i$). There are three accessible charge states for the iodine interstitial (+/0/−). The calculated geometries of the three charge states are shown in Figure 3.

The neutral interstitial, rather than remaining as an isolated iodine atom in an interstitial region, bonds with a lattice iodine to form an I_2^- complex. This is referred to as an H-center by the metal halide community and has a characteristic paramagnetic $S = (1/2)$ spin configuration.²¹ Iodine is well-known to form polyiodide chains with bond lengths that are sensitive to the charge state. The I–I bond length in solid orthorhombic crystalline iodine is 2.67 Å, which lengthens to 3.23 Å upon formation of I_2^- .²² Our bond lengths are within 0.05 Å of this value. Owing to the octahedral tilting pattern, we distinguish between in-plane (IP) and out-of-plane (OP) configurations for this defect.

For the positive charge state, an asymmetric trimer structure is found that is typical of I_3^- . For example, the tri-iodide group in CsI₃ has interbond distances of 2.82 and 3.10 Å, with the longer bond possessing the majority of the additional charge.²³ In the negative charge state, the antibonding orbitals are filled, resulting in a split-interstitial configuration with the longest I–I bond length of all three charge states.

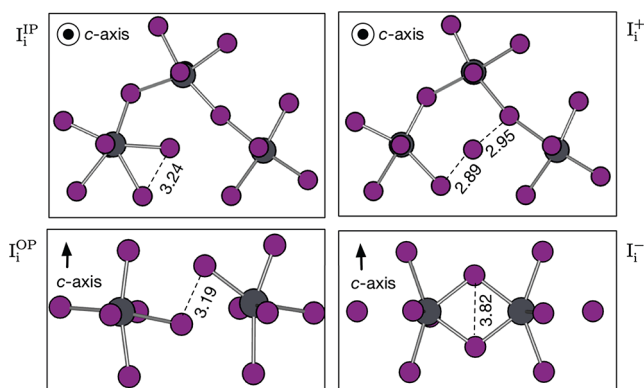


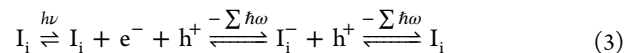
Figure 3. Defect geometries of I_i^+ , I_i^- , I_i^{IP} , and I_i^{OP} in $\text{CH}_3\text{NH}_3\text{PbI}_3$. IP indicates that the neutral defect is lying in the ab -plane. OP indicates that the defect is lying along the c -axis. All distances are measured in units of Å. The iodine is colored in purple, and the lead, in gray. For clarity, the organic cations are not shown.

In the dark, the positive charge state is thermodynamically favored in a p-type regime (E_F close to the valence band) and the negative charge is favored in an n-type regime (E_F close to the conduction band). The neutral interstitial is metastable but has been suggested to form under illumination,^{24,25} which is our focus here.

Various first-principles studies have attempted to elucidate the nature of charge capture at the iodine interstitial site. Fast nonradiative recombination²⁵ and fast radiative recombination²⁴ at the neutral iodine interstitial have each been suggested. This contradiction is despite both studies evaluating the electronic structure using the same Heyd–Scuseria–Ernserhof (HSE) hybrid density functional¹⁸ and incorporating spin–orbit coupling (SOC), demonstrating the sensitivity of this system to the exact calculation parameters and defect geometries. As an extension to static DFT, *ab initio* molecular dynamics (MD) can be used to model the motion at room temperature. Large fluctuations in the halide vacancy defect energy level (up to 1 eV),²⁶ and the formation of hole polarons that suppress charge recombination²⁷ have both been reported.

However, a comprehensive MD analysis—using a hybrid functional and SOC—remains computationally prohibitive.^{26,28} We find a charge capture rate that is highly sensitive to the defect geometry; the importance of geometry relaxation, comparison with other computational reports, and the reference configuration for defect energetics are discussed in the [Supporting Information](#).

We now consider the potential energy surface (PES) associated with sequential electron and hole capture, [Figure 4](#).



The coordinate Q is defined as $\sqrt{\sum_i m_i \Delta r_i^2}$, where the sum is over all inorganic atoms i with mass m_i and a displacement from equilibrium of Δr_i . After electron capture at I_i^{OP} , not only the I dimer but also the Pb atoms and the surrounding I atoms that form the octahedra relax significantly, as shown in [Figure 3](#). Analysis of the Pb–I–Pb angles in each charge state demonstrates that charge capture is associated with rotations of the inorganic octahedral cage ([Figure S6](#)). As the large displacements of the heavy Pb and I atoms are involved, ΔQ is large ($\Delta Q = 36 \text{ amu}^{1/2} \text{ \AA}$). This value is double that typically found for nonradiative recombination centers in kesterites¹⁵ and demonstrates that there is strong coupling between the electronic charge state of the defect and the lattice distortion.

The definition of configuration coordinate Q is not unique. For example, we might define ΔQ in the MAPI:I system as the root mean squared displacement of the two bonding iodine. For this definition of ΔQ we find that electron trapping at the neutral iodine interstitial proceeds with a small geometrical rearrangement, $\Delta Q = 0.073 \text{ \AA}$, resulting in fast radiative electron capture. This small distortion of the iodine dimer has been reported previously.²⁴ However, this model excludes the large relaxation of the surrounding perovskite structure, leading to a significant underestimation of ΔQ and S .

There are two classes of phonon mode associated with nonradiative transitions. Promoting modes couple the initial and final electronic states by producing a sizable electron–phonon coupling matrix element W_{if} . Accepting modes take up

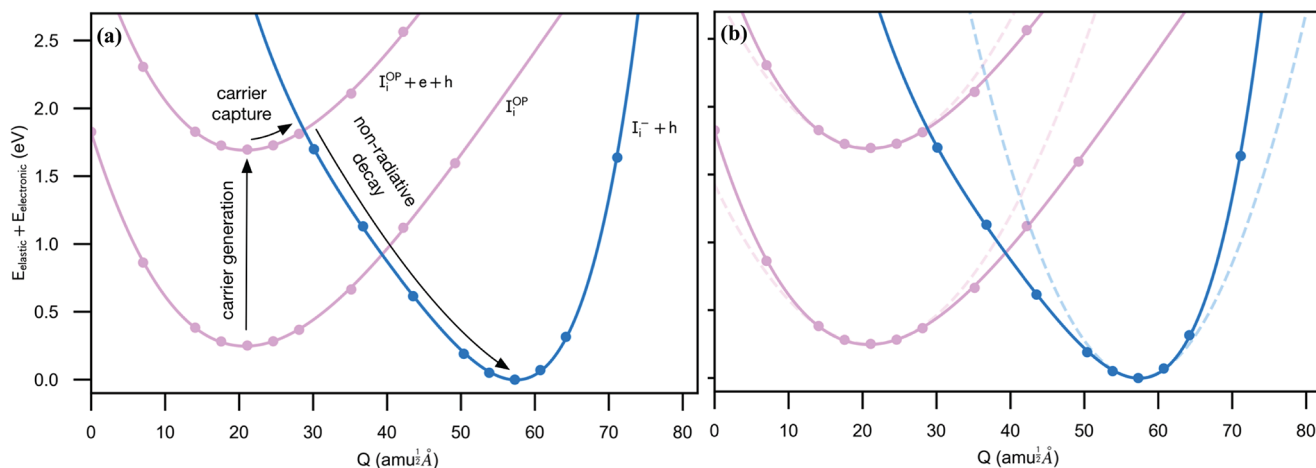


Figure 4. Configuration coordinate diagram for carrier capture by the iodine interstitial. The DFT energies (solid circles) were calculated using the hybrid HSE06 functional. The coordinate Q , which corresponds to a linear combination of phonon modes that map between the two charge states, is defined in the main text. (a) To model electron trapping at the neutral iodine interstitial, the excited state of the system corresponds to the neutral defect with a photogenerated electron in the conduction band and hole in the valence band. The ground state corresponds to the negatively charged defect with a hole in the valence band. (b) A comparison between the harmonic (dashed line) and anharmonic (solid line) PES. The curvatures are determined from second and fourth order spline fits to the DFT calculated energies.

the excess electronic energy after charge capture, resulting in a change of mean displacement. Rather than consider each phonon mode in turn (which would be computationally prohibitive), we use the effective mode Q to consider the accepting modes only.²⁹

W_{if} , a prefactor in eq 2, is proportional to (i) the change in overlap between the initial (delocalized) and final (localized) single particle electron wave functions, as a function of Q , and (ii) the change in energy between these two states. For electron capture at the neutral iodine interstitial, W_{if} is 0.0036 eVamu^{-1/2} Å⁻¹. This is comparable to an estimate for the maximum possible value, $W_{if}^{\max} = 0.0048$ eVamu^{-1/2} Å⁻¹, demonstrating that Q has both accepting and promoting character, and justifying the use of the configuration coordinate. Further details of this comparison can be found in the Supporting Information.

The Huang–Rhys factor, $S = \frac{\Delta E}{\hbar\omega}$, is the number of phonons emitted after carrier capture. S in the strong coupling regime ($S \gg 1$) is typically associated with nonradiative carrier capture accompanied by multiphonon emission.²⁹ The harmonic PES of the iodine interstitial is soft, with an effective frequency of 38 cm⁻¹ (4.7 meV) and 53 cm⁻¹ (6.6 meV) for the neutral and negative states, respectively. The low frequency of the negative charge state, and large ΔE , gives a “giant” Huang–Rhys factor of 350. For comparison, a substitutional Si atom in GaAs (also known as the DX-center), the archetypal defect exhibiting large lattice relaxation, has a Huang–Rhys factor of $S = 75$ with $\omega = 81$ cm⁻¹ and $\Delta Q = 9$ amu^{1/2} Å.^{14,30}

To identify the normal modes that are associated with lattice relaxation, we analyze the phonon dispersion of the negatively charged iodine interstitial. For each phonon eigenvector (e_i) at the gamma point of the Brillouin zone, we calculate the inverse participation ratio (IPR):

$$\text{IPR} = \frac{\sum_{i=1}^N |e_i|^2}{\left(\sum_{i=1}^N |e_i|\right)^2} \quad (4)$$

where N is the number of phonon modes.³¹ A fully localized phonon mode has an IPR of 1. For a 96-atom supercell, a fully delocalized mode has an IPR of $\frac{1}{96} = 0.0104$. We find that the lowest energy resonant mode (with an IPR = 0.046) has a frequency of 53 cm⁻¹, equal to the frequency of the negative charge state PES in the harmonic approximation. The agreement indicates that this resonant mode has a strong accepting carrier and will be active in the uptake of excess electronic energy after the charge transition. Additional analysis of the phonon modes associated with the defective crystal can be found in the Supporting Information.

Finally, we consider the capture coefficients associated with sequential electron and hole capture, as outlined in eq 3. The electron capture coefficient C_n determines the rate of electron capture R_n at a neutral iodine interstitial

$$R_n = C_n N_t n \quad (5)$$

where N_t is the density of neutral defect traps and n is the electron density.

It is evident from Figure 4 that an anharmonic description is necessary, as parabolic functions poorly describe the PES away from the equilibrium structures. For capture processes where the atomic displacement is smaller, a harmonic oscillator model can be used to predict nonradiative capture coefficients using bulk material parameters (e.g., carrier effective mass,

dielectric constant) and the defect energetics (ΔE and the charge transition level).³² Unfortunately this model, while computationally economic and ideal for high-throughput type studies, is not valid for the iodine interstitial due to the anharmonicity of the PES.

In the harmonic picture, the iodine interstitial has an electron capture coefficient of 8×10^{-17} cm³ s⁻¹. Analysis of the vibrational wave functions for each PES shows that quantum tunnelling between the initial and final charge states is significant at energies below the classical barrier (Figure S5). Despite tunnelling, the capture coefficient is low due to the large electron capture barrier (600 meV). Fast radiative recombination, which is of the order 1×10^{-10} cm³ s⁻¹ in MAPI,³³ dominates in the harmonic approximation.

In the more accurate anharmonic picture the electron capture coefficient is 1×10^{-10} cm³ s⁻¹, suggesting that nonradiative electron capture will compete with radiative capture. The electron capture barrier is 148 meV, much smaller than in the harmonic case, yielding a larger capture coefficient. As in the harmonic picture, quantum tunnelling is significant (Figure S5). Measuring the electron capture rate at the iodine interstitial is difficult, as the trap density is hard to quantify and varies considerably with the material processing protocol. Nevertheless, a tentative approximation of the capture rate from a rate constant of 2×10^7 s⁻¹³⁴ and assuming a trap density of 1×10^{16} cm⁻³³⁵ yields a capture coefficient of 2×10^{-9} cm³ s⁻¹. This estimate of the capture coefficient is within 1 order of magnitude of our calculated value for the anharmonic PES.

We observe a striking asymmetry between the electron capture barrier (148 meV) and the hole capture barrier (924 meV). This is due to the large lattice relaxation associated with iodine rearrangement upon electron capture. The asymmetry provides an explanation for the low trap-assisted recombination rate. Although electron capture at the neutral interstitial is fast, the subsequent capture of a hole at the negative iodine interstitial is energetically inaccessible for thermal electrons.

CONCLUSIONS

In conclusion, the soft nature of halide perovskites results in strong electron–phonon coupling and a large displacement of the surrounding inorganic octahedra following electron capture. This relaxation process leads to a giant Huang–Rhys factor and facilitates fast nonradiative electron capture.

We expect to find similarly large, anharmonic lattice relaxations in other perovskites where dynamic octahedral tilting is evident (e.g., HC(NH₂)₂PbI₃, FAPI³⁶) and, more generally, in mechanically soft semiconductors that are prone to structural disorder (e.g., metal–organic frameworks). Defect tolerant perovskites (materials with low rates of nonradiative recombination) may be engineered by suppressing octahedral rotations in response to the changes in defect charge state. This might be achieved through elemental substitutions that result in local strain fields³⁷ or through defect engineering.³⁸

On the basis of our results, the electron capture process at the neutral iodine interstitial in MAPI is irreversible; it is energetically unfavorable for the electron to be released into the band or annihilated by a hole. An extension of this procedure to cover all native defects, while being computationally demanding, would help to understand the nature of nonradiative losses in halide perovskites solar cells, as well as avenues to further enhance efficiency toward the radiative limit.

■ ASSOCIATED CONTENT

Supporting Information

The Supporting Information is available free of charge at <https://pubs.acs.org/doi/10.1021/jacs.1c03064>.

Data access, calculation procedure for defect properties, additional analysis of the carrier capture rate (PDF)

■ AUTHOR INFORMATION

Corresponding Authors

Lucy D. Whalley – Department of Mathematics, Physics and Electrical Engineering, Northumbria University, Newcastle upon Tyne NE1 8QH, U.K.; orcid.org/0000-0002-2992-9871; Email: l.whalley@northumbria.ac.uk

Aron Walsh – Department of Materials, Imperial College London, London SW7 2AZ, U.K.; Department of Materials Science and Engineering, Yonsei University, Seoul 03722, Korea; orcid.org/0000-0001-5460-7033; Email: a.walsh@imperial.ac.uk

Authors

Puck van Gerwen – Department of Materials, Imperial College London, London SW7 2AZ, U.K.

Jarvist M. Frost – Department of Physics, Imperial College London, London SW7 2AZ, U.K.; orcid.org/0000-0003-1938-4430

Sunghyun Kim – Department of Materials, Imperial College London, London SW7 2AZ, U.K.; orcid.org/0000-0001-5072-6801

Samantha N. Hood – Department of Materials, Imperial College London, London SW7 2AZ, U.K.

Complete contact information is available at: <https://pubs.acs.org/doi/10.1021/jacs.1c03064>

Notes

The authors declare no competing financial interest.

■ ACKNOWLEDGMENTS

Calculations were performed on the Oswald supercomputer at Northumbria University and the Piz Daint supercomputer at the Swiss National Supercomputing Centre (CSCS) via the Partnership for Advanced Computing in Europe (PRACE) project pr51. Via our membership of the UK's HPC Materials Chemistry Consortium, which is funded by EPSRC (EP/L000202, EP/R029431), this work also used the ARCHER Supercomputing Service (<http://www.archer.ac.uk>). This work was supported by a National Research Foundation of Korea (NRF) grant funded by the Korean government (MSIT) (No. 2018R1C1B6008728) and the H2020 Programme under the project STARCELL (H2020-NMBP-03-2016-720907). J.M.F. is supported by a Royal Society University Research Fellowship (URF-R1-191292).

■ REFERENCES

- (1) Yin, W.-J.; Shi, T.; Yan, Y. Unusual defect physics in $\text{CH}_3\text{NH}_3\text{PbI}_3$ perovskite solar cell absorber. *Appl. Phys. Lett.* **2014**, *104*, 063903.
- (2) Park, J. S.; Kim, S.; Xie, Z.; Walsh, A. Point defect engineering in thin-film solar cells. *Nature Rev. Mater.* **2018**, *3*, 194–210.
- (3) Motti, S. G.; Meggiolaro, D.; Martani, S.; Sorrentino, R.; Barker, A. J.; de Angelis, F.; Petrozza, A. Defect activity in metal-halide perovskites. *Adv. Mater.* **2019**, *31*, 1901183.
- (4) deQuilettes, D. W.; Frohna, K.; Emin, D.; Kirchartz, T.; Bulovic, V.; Ginger, D. S.; Stranks, S. D. Charge-carrier recombination in

halide perovskites: Focus review. *Chem. Rev.* **2019**, *119*, 11007–11019.

(5) Walsh, A.; Scanlon, D. O.; Chen, S.; Gong, X.; Wei, S.-H. Self-regulation mechanism for charged point defects in hybrid halide perovskites. *Angew. Chem., Int. Ed.* **2015**, *54*, 1791–1794.

(6) Dunlap-Shohl, W. A.; Zhou, Y.; Padture, N. P.; Mitzi, D. B. Synthetic approaches for halide perovskite thin films. *Chem. Rev.* **2019**, *119*, 3193–3295.

(7) Brandt, R. E.; Stevanović, V.; Ginley, D. S.; Buonassisi, T. Identifying defect-tolerant semiconductors with high minority-carrier lifetimes: beyond hybrid lead halide perovskites. *MRS Commun.* **2015**, *5*, 265–275.

(8) Walsh, A.; Zunger, A. Instilling defect tolerance in new compounds. *Nat. Mater.* **2017**, *16*, 964.

(9) Jaramillo, R.; Ravichandran, J. In praise and in search of highly-polarizable semiconductors: Technological promise and discovery strategies. *APL Mater.* **2019**, *7*, 100902.

(10) Luo, D.; Su, R.; Zhang, W.; Gong, Q.; Zhu, R. Minimizing non-radiative recombination losses in perovskite solar cells. *Nat. Rev. Mater.* **2020**, *5*, 44–60.

(11) Stoneham, A. Non-radiative transitions in semiconductors. *Rep. Prog. Phys.* **1981**, *44*, 1251.

(12) Alkauskas, A.; Yan, Q.; van de Walle, C. G. First-principles theory of nonradiative carrier capture via multiphonon emission. *Phys. Rev. B: Condens. Matter Mater. Phys.* **2014**, *90*, 075202.

(13) Kim, S.; Hood, S. N.; van Gerwen, P.; Whalley, L. D.; Walsh, A. CarrierCapture.jl: Anharmonic Carrier Capture. *J. Open Source Softw.* **2020**, *5*, 2102.

(14) Kim, S.; Hood, S. N.; Walsh, A. Anharmonic lattice relaxation during nonradiative carrier capture. *Phys. Rev. B: Condens. Matter Mater. Phys.* **2019**, *100*, 041202.

(15) Kim, S.; Park, J.-S.; Walsh, A. Identification of killer defects in kesterite thin-film solar cells. *ACS Energy Lett.* **2018**, *3*, 496–500.

(16) Kresse, G.; Furthmüller, J. Efficient iterative schemes for ab initio total-energy calculations using a plane-wave basis set. *Phys. Rev. B: Condens. Matter Mater. Phys.* **1996**, *54*, 11169.

(17) Perdew, J. P.; Ruzsinszky, A.; Csonka, G. I.; Vydrov, O. A.; Scuseria, G. E.; Constantin, L. A.; Zhou, X.; Burke, K. Restoring the Density-Gradient Expansion for Exchange in Solids and Surfaces. *Phys. Rev. Lett.* **2008**, *100*, 136406.

(18) Heyd, J.; Scuseria, G. Efficient hybrid density Functional Calculations in Solids: Assessment of the Heyd Scuseria Ernzerhof Screened Coulomb Hybrid Functional. *J. Chem. Phys.* **2004**, *121*, 1187.

(19) Togo, A.; Tanaka, I. First principles phonon calculations in materials science. *Scr. Mater.* **2015**, *108*, 1–5.

(20) Frost, J. M. Julia codes to play with phonons. <https://github.com/jarvist/Julia-Phonons>, Accessed: 2021-01-25.

(21) Whalley, L. D.; Crespo-Otero, R.; Walsh, A. H-center and V-center defects in hybrid halide perovskites. *ACS Energy Lett.* **2017**, *2*, 2713–2714.

(22) Chen, E. C. M.; Wentworth, W. E. Negative ion states of the halogens. *J. Phys. Chem.* **1985**, *89*, 4099–4105.

(23) Finney, A. J. T. The structure and stability of simple tri-iodides Ph.D. thesis, University of Tasmania, 1973.

(24) Meggiolaro, D.; Motti, S. G.; Mosconi, E.; Barker, A. J.; Ball, J.; Andrea Riccardo Perini, C.; Deschler, F.; Petrozza, A.; de Angelis, F. Iodine chemistry determines the defect tolerance of lead-halide perovskites. *Energy Environ. Sci.* **2018**, *11*, 702–713.

(25) Zhang, X.; Turiansky, M. E.; Shen, J.-X.; van de Walle, C. G. Iodine interstitials as a cause of nonradiative recombination in hybrid perovskites. *Phys. Rev. B: Condens. Matter Mater. Phys.* **2020**, *101*, 140101.

(26) Cohen, A. V.; Egger, D. A.; Rappe, A. M.; Kronik, L. Breakdown of the Static Picture of Defect Energetics in Halide Perovskites: The Case of the Br Vacancy in CsPbBr_3 . *J. Phys. Chem. Lett.* **2019**, *10*, 4490–4498.

- (27) Wiktor, J.; Ambrosio, F.; Pasquarello, A. Mechanism suppressing charge recombination at iodine defects in $\text{CH}_3\text{NH}_3\text{PbI}_3$ by polaron formation. *J. Mater. Chem. A* **2018**, *6*, 16863–16867.
- (28) Li, W.; Long, R.; Tang, J.; Prezhdo, O. V. Influence of Defects on Excited-State Dynamics in Lead Halide Perovskites: Time-Domain ab Initio Studies. *J. Phys. Chem. Lett.* **2019**, *10*, 3788–3804.
- (29) Stoneham, A. M., II Non-radiative processes in insulators and semiconductors. *Philos. Mag.* **1977**, *36*, 983–997.
- (30) Lang, D. V.; Logan, R. A.; Jaros, M. Trapping characteristics and a donor-complex (DX) model for the persistent-photoconductivity trapping center in Te-doped $\text{Al}_x\text{Ga}_{1-x}\text{As}$. *Phys. Rev. B: Condens. Matter Mater. Phys.* **1979**, *19*, 1015–1030.
- (31) Canisius, J.; van Hemmen, J. L. Localisation of phonons. *J. Phys. C: Solid State Phys.* **1985**, *18*, 4873–4884.
- (32) Das, B.; Aguilera, I.; Rau, U.; Kirchartz, T. What is a deep defect? Combining Shockley-Read-Hall statistics with multiphonon recombination theory. *Phys. Rev. Materials* **2020**, *4*, 024602.
- (33) Davies, C. L.; Filip, M. R.; Patel, J. B.; Crothers, T. W.; Verdi, C.; Wright, A. D.; Milot, R. L.; Giustino, F.; Johnston, M. B.; Herz, L. M. Bimolecular recombination in methylammonium lead triiodide perovskite is an inverse absorption process. *Nat. Commun.* **2018**, *9*, 293.
- (34) Milot, R. L.; Eperon, G. E.; Snaith, H. J.; Johnston, M. B.; Herz, L. M. Temperature-dependent charge-carrier dynamics in $\text{CH}_3\text{NH}_3\text{PbI}_3$ perovskite thin films. *Adv. Funct. Mater.* **2015**, *25*, 6218–6227.
- (35) Xing, G.; Mathews, N.; Lim, S. S.; Yantara, N.; Liu, X.; Sabba, D.; Grätzel, M.; Mhaisalkar, S.; Sum, T. C. Low-temperature solution-processed wavelength-tunable perovskites for lasing. *Nat. Mater.* **2014**, *13*, 476–480.
- (36) Weller, M. T.; Weber, O. J.; Frost, J. M.; Walsh, A. Cubic perovskite structure of black formamidinium lead iodide, $\alpha\text{-HC}(\text{NH}_2)_2\text{PbI}_3$, at 298 K. *J. Phys. Chem. Lett.* **2015**, *6*, 3209–3212.
- (37) Yang, R. X.; Skelton, J. M.; da Silva, E. L.; Frost, J. M.; Walsh, A. Assessment of dynamic structural instabilities across 24 cubic inorganic halide perovskites. *J. Chem. Phys.* **2020**, *152*, 024703.
- (38) Ma, J.-P.; Yin, J.; Chen, Y.-M.; Zhao, Q.; Zhou, Y.; Li, H.; Kuroiwa, Y.; Moriyoshi, C.; Li, Z.-Y.; Bakr, O. M.; Mohammed, O. F.; Sun, H.-T. Defect-Triggered Phase Transition in Cesium Lead Halide Perovskite Nanocrystals. *ACS Materials Letters* **2019**, *1*, 185–191.