


 Cite this: *RSC Adv.*, 2024, 14, 20656

Direct synthesis of carbamates, thiocarbamates, and ureas from Boc-protected amines: a sustainable and efficient approach†

 Wanyong Li,^{‡a} Mengting Lv,^{‡a} Xiaolin Luo,^a Zhouyu Wang,^{*ab} Qiao Song^{*ab} and Xiaoqi Yu^{ab}

In the quest for sustainable and efficient synthetic methodologies within medicinal chemistry, the synthesis of carbamates and their derivatives holds a pivotal role due to their widespread application in bioactive compounds. This investigation unveils a novel methodology for the straightforward transformation of Boc-protected amines into carbamates, thiocarbamates, and ureas, utilizing *tert*-butoxide lithium as the sole base. This approach effectively obviates the necessity for hazardous reagents and metal catalysts, presenting marked enhancements compared to traditional synthetic pathways. Notably, the method demonstrates facile scalability to gram-level production. This study contributes to the advancement of sustainable synthetic methodologies, offering a more benign and efficient alternative for the synthesis of key chemical intermediates with implications for broad pharmaceutical and agrochemical applications.

 Received 19th May 2024
 Accepted 13th June 2024

DOI: 10.1039/d4ra03683b

rsc.li/rsc-advances

Carbamates, along with their derivatives, are omnipresent in an extensive array of bioactive compounds, including herbicides,^{1–3} insecticides,^{4,5} bactericides,^{6–10} and antiviral agents.¹¹ These compounds are particularly noted for their chemical stability and potential to enhance cellular membrane permeability.^{12,13} Examples include drugs like rivastigmine for Parkinson's disease¹⁴ (Fig. 1, 1), cambendazole for worm infections¹⁵ (Fig. 1, 2), solifenacin for overactive bladders¹⁶ (Fig. 1, 3), gabapentin enacarbil for restless legs syndrome¹⁷ (Fig. 1, 4), and moricizine for cardiac arrhythmia¹⁸ (Fig. 1, 5), all of which incorporate this structural motif. This underscores their indispensable role in the realm of drug design and medicinal discovery, highlighting an escalating importance within the field of medicinal chemistry.

Acknowledging the paramount bioactivity of these compounds,¹⁹ the development of novel and efficient synthetic methodologies is deemed crucial. Conventional synthesis pathways that rely on phosgene,²⁰ its derivatives,^{21,22} and transition metal catalysts (including palladium,²³ nickel,^{24,25} and rhodium^{26,27}) are fraught with challenges, notably the use of toxic reagents and the consequential contamination with residual heavy metals. The widespread use of *tert*-

butoxycarbonyl (Boc) in amine protection renders Boc-protected amines readily accessible reagents, facilitating innovations in synthetic methodologies. Based on this, in 2016, Hee-Kwon Kim and Anna Lee reported a method for the direct synthesis of substituted carbamates from Boc-protected amines, involving the activation with Tf₂O to generate isocyanate intermediates, which then react with alcohols to yield the desired carbamates.²⁸ In 2019, Baomin Fan's group achieved the direct conversion of Boc-protected amines with formates or alcohols to carbamates, catalyzed by Co and Zn.²⁹ As part of our program to develop efficient methods for synthesizing pharmaceutical products,^{30–34} here we introduce a cost-effective and environmentally benign methodology for the direct synthesis of carbamates and their analogs from Boc-protected amines. This novel strategy employs *tert*-butoxide lithium (*t*-BuOLi) as the

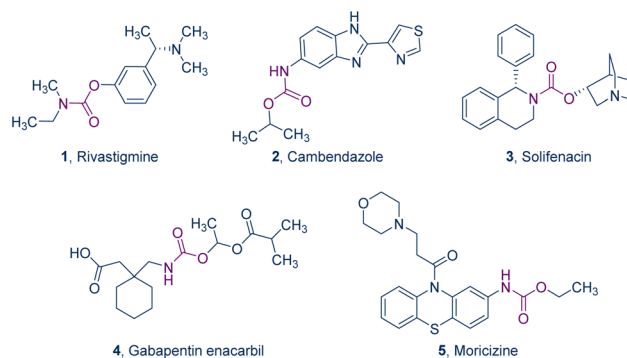


Fig. 1 Examples of drugs containing carbamate structures.

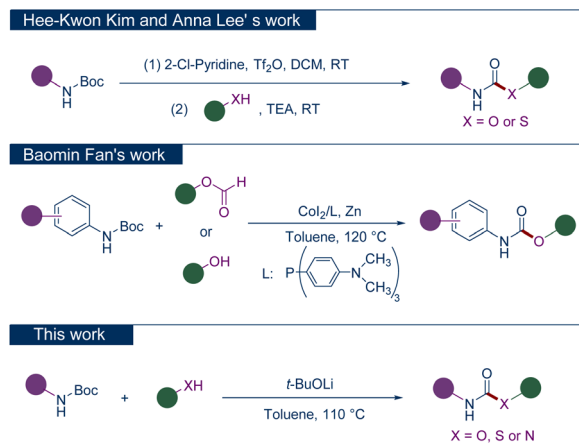
^aDepartment of Chemistry, Xihua University, Chengdu 610039, China. E-mail: soonq@126.com; zhouyuwang@mail.xhu.edu.cn; zhouyuwang77@163.com

^bAsymmetric Synthesis and Chiral Technology Key Laboratory of Sichuan Province, Yibin 644000, China

 † Electronic supplementary information (ESI) available: Experimental details and characterization data for the products. See DOI: <https://doi.org/10.1039/d4ra03683b>

‡ Authors contributed equally.





Scheme 1 Comparison of previous works and this work.

sole base, obviating the need for metal catalysts and eliminating the use of hazardous substances (Scheme 1).

The reaction conditions were optimized using *N*-Boc aniline (**6a**) and *n*-butanol (**7a**) as the substrates (Table 1). Initially, *n*-butanol was used as the solvent and *t*-BuOLi as the base to explore the reaction temperature (Table 1, entries 1–4). The yield of the product increased gradually with the rise in reaction temperature, achieving a 95% yield at 110 °C (Table 1, entry 3). The reaction was virtually unfeasible when the base was switched to Na₂CO₃, DBU, TEA, or pyridine (Table 1, entries 5–8). With NaOH, *t*-BuONa, and *t*-BuOK as the base, the reaction proceeded but with a significantly reduced yield (Table 1, entries 9–11). The direct use of the alcoholic substrate as the solvent presented considerable limitations. Consequently, we

Table 1 Optimization of reaction conditions^a

Entry	<i>T</i> (°C)	Base	Solvent	Yield ^b (%)
1	80	<i>t</i> -BuOLi	<i>n</i> -Butanol	12
2	100	<i>t</i> -BuOLi	<i>n</i> -Butanol	70
3	110	<i>t</i> -BuOLi	<i>n</i> -Butanol	95
4	120	<i>t</i> -BuOLi	<i>n</i> -Butanol	94
5	110	Na ₂ CO ₃	<i>n</i> -Butanol	ND ^c
6	110	DBU	<i>n</i> -Butanol	ND
7	110	TEA	<i>n</i> -Butanol	ND
8	110	Pyridine	<i>n</i> -Butanol	ND
9	110	NaOH	<i>n</i> -Butanol	56
10	110	<i>t</i> -BuONa	<i>n</i> -Butanol	58
11	110	<i>t</i> -BuOK	<i>n</i> -Butanol	42
12	110	<i>t</i> -BuOLi	DMSO	22
13	110	<i>t</i>-BuOLi	Toluene	95
14	110	<i>t</i> -BuOLi	DMF	20
15	110	<i>t</i> -BuOLi	Dioxane	ND

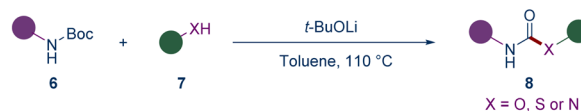
^a Reaction conditions: **6a** (0.5 mmol), **7a** (2.5 mmol), base (0.6 mmol), heating 2 h. ^b Obtained yield. ^c ND means “not detected”.

experimented with other common solvents (Table 1, entries 12–15). The reaction exhibited low conversion rates in DMSO and DMF (Table 1, entry 12 and 14) and was almost unfeasible in dioxane (Table 1, entry 15). However, satisfactory yields were obtained when the solvent was switched to toluene (Table 1, entry 13).

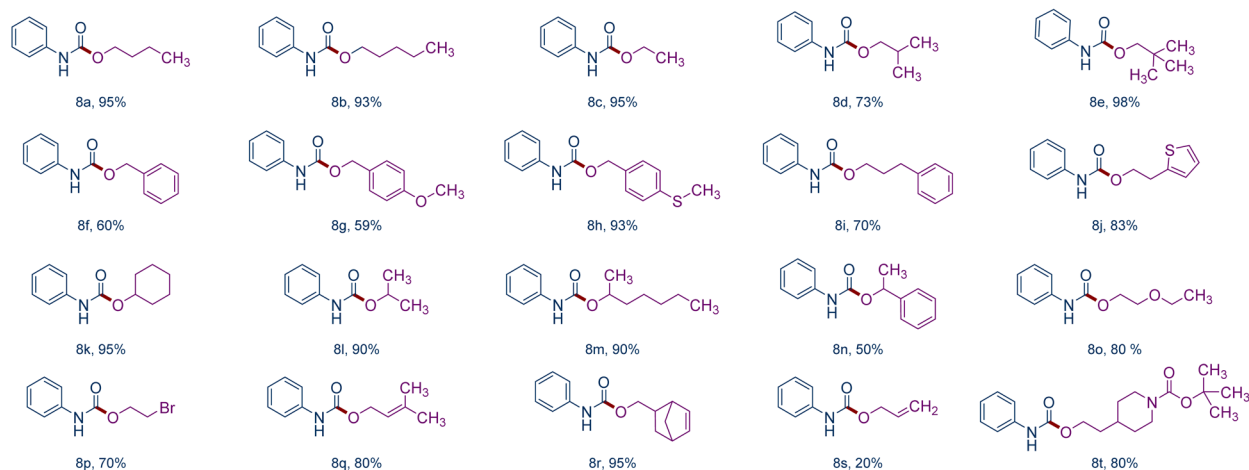
With the optimal conditions established, we delved into the reaction's scope, initially examining various alcohol substrates (Scheme 2). A comprehensive investigation revealed that a broad spectrum of aliphatic primary alcohols, both linear and branched, as well as those adorned with aromatic groups, consistently yielded products with high efficiency (Scheme 2, **8a–8j**). Benzyl alcohols, under these conditions, achieved moderate to high yields (Scheme 2, **8f**). Cyclic or acyclic secondary alcohols can achieve high yields of products (Scheme 2, **8k–8m**), while benzylic secondary alcohol tend to yield lower (Scheme 2, **8n**). Ethylene glycol and its derivatives can be smoothly converted into products with moderate to high yields (Scheme 2, **8o**). The presence of olefinic bonds in the molecule does not hinder the reaction, although alcohols with terminal olefinic bonds yield lower (Scheme 2, **8q–8s**). Interestingly, the *N*-Boc secondary amine groups within the molecule can be retained intact, with only the *N*-Boc primary amine groups undergoing reaction (Scheme 2, **8t**). Subsequently, various Boc-protected amine substrates were investigated. Aromatic amines containing halogens or amino groups could produce the corresponding carbamates with high yields (Scheme 2, **8u–8x**), whereas an aliphatic amine resulted in only moderate yield (Scheme 2, **8y**). Substrates with strong electron-withdrawing groups on the aromatic ring, such as 4-nitro-*N*-Boc aniline, were also investigated. The reaction products were quite complicated, and the target carbamate product was not obtained. The reactivity of various thiol substrates was then explored. Thiols, both cyclic and acyclic, primary or secondary, could be converted into the corresponding thiocarbamates with high yields (Scheme 2, **8z–8ae**). The feasibility of various amine substrates reacting with Boc-protected amines under these conditions was also studied. Pleasingly, aromatic and benzyl amines could yield various substituted urea derivatives with high efficiency (Scheme 2, **8af–8ak**). The Lamothe group also reported the synthesis of ureas using *N*-Boc protected primary amines along with amines or anilines in 1996.³⁵ They also attempted to use sodium *tert*-butoxide as a base, but alkyl lithium and sodium hydride seemed to be more effective in their reaction system.

The reaction was also successfully scaled up to a gram level (Scheme 3). At this scale, the synthesis of the specified compound yielded a significant quantity of product, maintaining a high yield even when scaled up nearly 50 times.

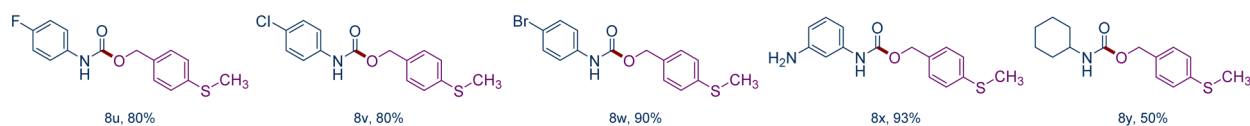
To elucidate the reaction mechanism, control experiments were conducted. Heating compound **6a** and *t*-BuOLi in toluene for 30 minutes and monitoring the reaction *via* LCMS revealed the formation of isocyanate esters, suggesting that the reaction likely proceeds through an isocyanate intermediate. This is consistent with the observation that the *N*-Boc secondary amine group in compound **8t** is retained because such groups are difficult to form isocyanates. Based on the experimental results



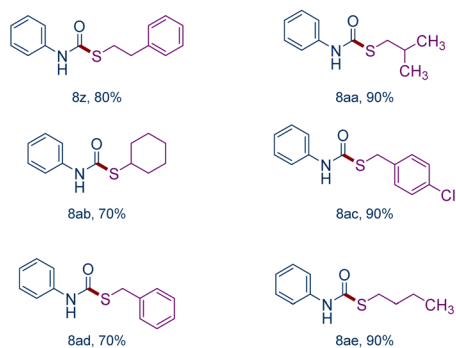
Alcohol reagents



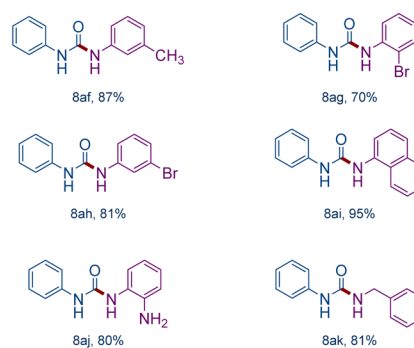
Boc-protected amine reagents



Thiol reagents



Amine reagents

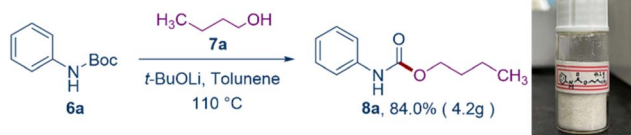


Scheme 2 The substrate expansion of alcohol reagents, thiol reagents, and amine reagents.

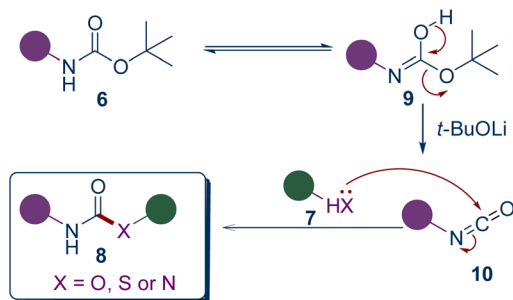
and previously reported literature,^{35,36} we propose the following reaction mechanism. Boc-protected amines (**6**), under the influence of *t*-BuOLi, form isocyanates (**10**), which are then

attacked by the corresponding nucleophiles (**7**) alcohols, thiols, or amines, to produce the respective carbamates, thio-carbamates, and ureas (**8**, Scheme 4).

In summary, our research presents a method for producing carbamates directly from Boc-protected amines, utilizing *t*-BuOLi as the sole base. This novel approach eliminates the need for toxic reagents and metal catalysts, aligning with the principles of sustainable chemistry. We successfully optimized the reaction conditions to achieve high yields across a wide range of substrates. Our method also facilitates the synthesis of thio-carbamates and ureas, broadening its applicability.



Scheme 3 Gram-scale synthesis.



Scheme 4 The proposed mechanism.

Mechanistic studies indicate the formation of isocyanate esters as intermediates, providing valuable insights into the reaction pathway. This research contributes a significant advance in the sustainable synthesis of carbamates, offering promising implications for drug discovery and agrochemical production.

Data availability

Experimental details and characterization data for the products have been included as part of the ESI† and are available at RSC Advances. DOI: <https://doi.org/10.1039/D4RA03683B>.

Conflicts of interest

The authors declare no competing financial interest.

Acknowledgements

We are grateful for the financial support from the National Natural Science Foundation of China (22208268) and Sichuan Science and Technology Program (2023NSFSC1977).

References

- D. Chaturvedi, *Curr. Org. Chem.*, 2011, **15**, 1593–1624.
- T. Mizuno, I. Nishiguchi, T. Okushi and T. Hirashima, *Tetrahedron Lett.*, 1991, **32**, 6867–6868.
- Y. S. Chen, I. Schuphan and J. E. Casida, *J. Agric. Food Chem.*, 1979, **27**, 709–712.
- H. Malhotra, S. Kaur and P. S. Phale, *Front. Microbiol.*, 2021, **12**, 648868.
- W. Chin-Hsien, *Synthesis*, 1981, **8**, 622–623.
- K. Bowden and R. S. Chana, *J. Chem. Soc., Perkin Trans. 2*, 1990, **12**, 2163–2166.
- M. Beji, H. Sbihi, A. Baklouti and A. Cambon, *J. Fluor. Chem.*, 1999, **99**, 17–24.
- A. W. Erian and S. M. Sherif, *Tetrahedron*, 1999, **55**, 7957–8024.
- N. N. M. Shahri, H. Taha, M. H. S. A. Hamid, E. Kusriani, J.-W. Lim, J. Hobley and A. Usman, *RSC Adv.*, 2022, **12**, 3136–3146.
- T. S. Lobana, S. Indoria, H. Kaur, D. S. Arora, A. K. Jassal and J. P. Jasinski, *RSC Adv.*, 2015, **5**, 14916–14936.
- A. Goel, S. J. Mazur, R. J. Fattah, T. L. Hartman, J. A. Turpin, M. Huang, W. G. Rice, E. Appella and J. K. Inman, *Bioorg. Med. Chem. Lett.*, 2002, **12**, 767–770.
- A. Matošević and A. Bosak, *Arch. Ind. Hyg. Toxicol.*, 2020, **71**, 285–299.
- A. K. Ghosh and M. Brindisi, *J. Med. Chem.*, 2015, **58**, 2895–2940.
- S. Reilly, S. Dhaliwal, U. Arshad, A. Macerollo, N. Husain and A. D. Costa, *Eur. J. Neurol.*, 2024, **31**, e16142.
- E. T. Lyons, J. H. Drudge, S. C. Tolliver and S. Stamper, *Am. J. Vet. Res.*, 1993, **54**, 406–410.
- N. Majdinasab, N. Orakifar, L. Kouti, G. Shamsaei, M. Seyedtabib and M. Jafari, *Front. Neurosci.*, 2023, **17**, 1107886.
- D. O. Lee, M. J. Buchfuhrer, D. Garcia-Borreguero, A. Y. Avidan, M. Ahmed, R. Hays, W. G. Ondo, M. J. Jaros, R. Kim and G. Shang, *Sleep Med.*, 2016, **19**, 50–56.
- C. Han, M. Wirianto, E. Kim, M. J. Burish, S.-H. Yoo and Z. Chen, *Clocks Sleep*, 2021, **3**, 351–365.
- B. V. Varun and K. R. Prabhu, *RSC Adv.*, 2013, **3**, 3079.
- J. S. Nowick, N. A. Powell, T. M. Nguyen and G. Noronha, *J. Org. Chem.*, 1992, **57**, 7364–7366.
- R. A. Batey, V. Santhakumar, C. Yoshina-Ishii and S. D. Taylor, *Tetrahedron Lett.*, 1998, **39**, 6267–6270.
- P. Majer and R. S. Randad, *J. Org. Chem.*, 1994, **59**, 1937–1938.
- E. V. Vinogradova, N. H. Park, B. P. Fors and S. L. Buchwald, *Org. Lett.*, 2013, **15**, 1394–1397.
- M. Abla, J.-C. Choi and T. Sakakura, *Green Chem.*, 2004, **6**, 524.
- I. Dindarloo Inaloo, M. Esmailpour, S. Majnooni and A. Reza Oveisi, *ChemCatChem*, 2020, **12**, 5486–5491.
- T. Mizuno, *J. Mol. Catal. Chem.*, 1997, **123**, 21–24.
- X. Bu, Z. Wang, Y. Wang, T. Jiang, L. Zhang and Y. Zhao, *Eur. J. Org. Chem.*, 2017, **7**, 1132–1138.
- H.-K. Kim and A. Lee, *Tetrahedron Lett.*, 2016, **57**, 4890–4892.
- S. Li, R. Khan, X. Zhang, Y. Yang, Z. Wang, Y. Zhan, Y. Dai, Y. Liu and B. Fan, *Org. Biomol. Chem.*, 2019, **17**, 5891–5896.
- X.-L. He, Y.-W. Wen, H. Li, S. Qian, M. He, Q. Song and Z. Wang, *J. Org. Chem.*, 2023, **88**, 493–503.
- Q. Song, S. Wang, X. Lei, Y. Liu, X. Wen and Z. Wang, *Molecules*, 2022, **27**, 4698.
- Q. Song, X. Lei, S. Yang, S. Wang, J. Wang, J. Chen, Y. Xiang, Q. Huang and Z. Wang, *Molecules*, 2022, **27**, 5139.
- X.-L. He, C. Wang, Y.-W. Wen, Y.-B. Zhao, H. Yang, S. Qian, L. Yang and Z. Wang, *Org. Chem. Front.*, 2021, **8**, 5847–5851.
- Q. Song, Y. Liu, L. Cai, X. Cao, S. Qian and Z. Wang, *Chin. Chem. Lett.*, 2021, **32**, 1713–1716.
- M. Lamothe, M. Perez, V. Colovray-Gotteland and S. Halazy, *Synlett*, 1996, **6**, 507–508.
- H.-K. Kim and A. Lee, *Org. Biomol. Chem.*, 2016, **14**, 7345–7353.