


## CORRECTION

# Correction: A handy method to remove bacterial contamination from fungal cultures

Xiao-Xiao Shi, Hai-Ping Qiu, Jiao-yu Wang, Zhen Zhang, Yan-Li Wang, Guo-Chang Sun

The images for Figs 1 and 2 are incorrectly switched. The image that appears as Fig 1 should be Fig 2, and the image that appears as Fig 2 should be Fig 1. The figure captions appear in the correct order.

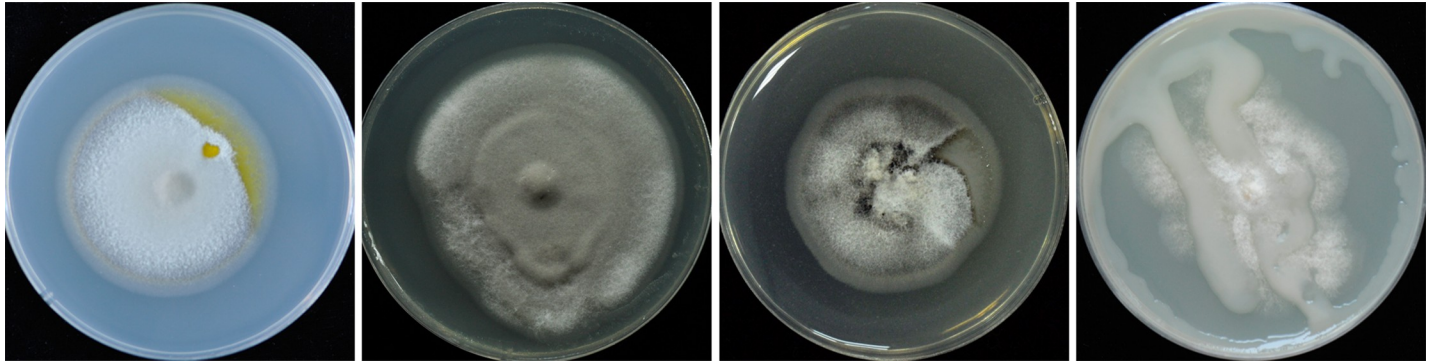


## OPEN ACCESS

**Citation:** Shi X-X, Qiu H-P, Wang J-y, Zhang Z, Wang Y-L, Sun G-C (2020) Correction: A handy method to remove bacterial contamination from fungal cultures. PLoS ONE 15(1): e0228293. <https://doi.org/10.1371/journal.pone.0228293>

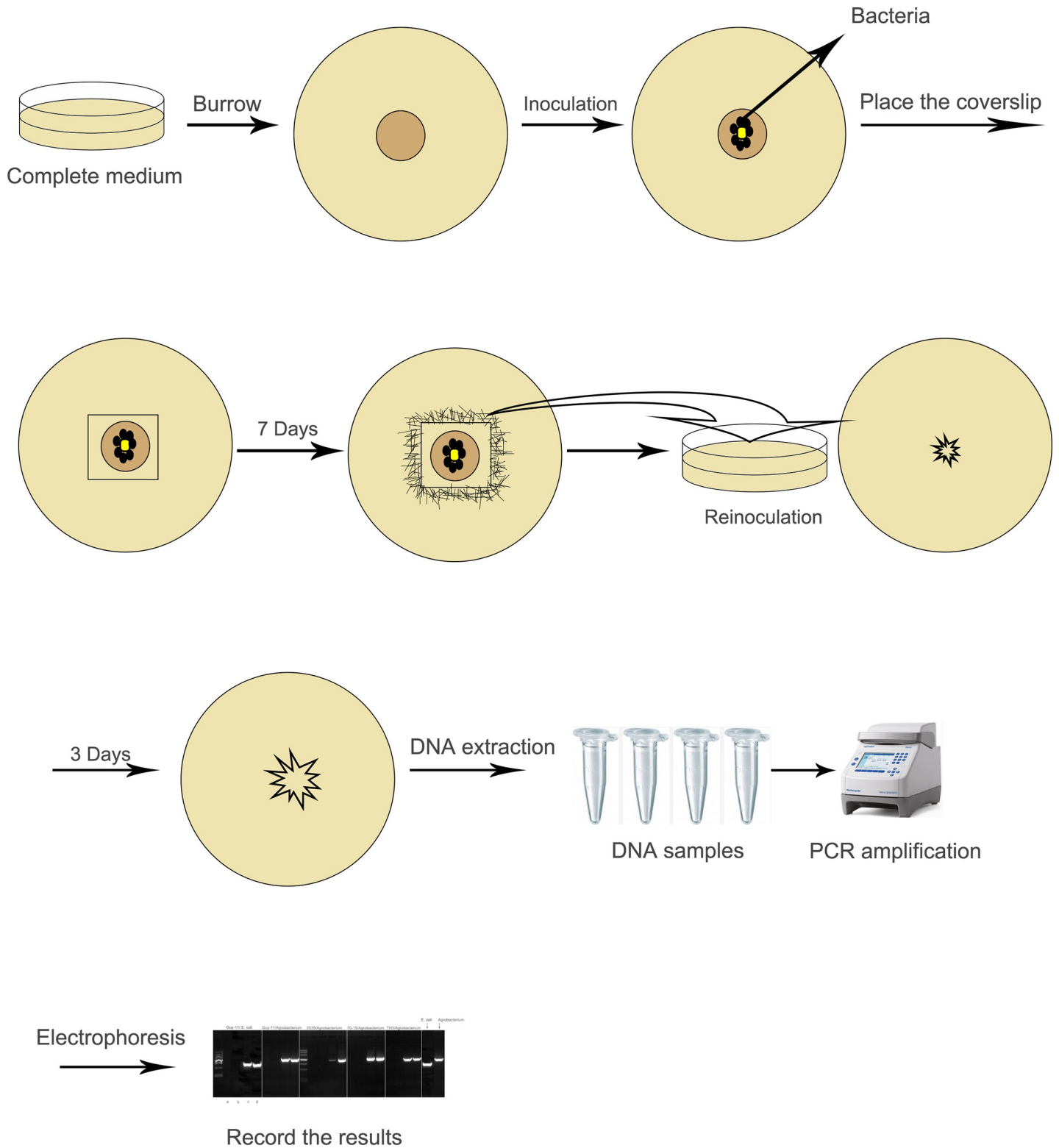
**Published:** January 21, 2020

**Copyright:** © 2020 Shi et al. This is an open access article distributed under the terms of the [Creative Commons Attribution License](https://creativecommons.org/licenses/by/4.0/), which permits unrestricted use, distribution, and reproduction in any medium, provided the original author and source are credited.



**Fig 1. Fungal culture plates with bacterial contaminations.** Some common bacterial contaminations during culturing *Magnaporthe oryzae* Guy-11 strains on complete medium plates.

<https://doi.org/10.1371/journal.pone.0228293.g001>



**Fig 2. Experimental procedure of CS method.**

<https://doi.org/10.1371/journal.pone.0228293.g002>

## Reference

1. Shi X-X, Qiu H-P, Wang J-y, Zhang Z, Wang Y-L, Sun G-C (2019) A handy method to remove bacterial contamination from fungal cultures. PLoS ONE 14(11): e0224635. <https://doi.org/10.1371/journal.pone.0224635> PMID: 31693673