

RESEARCH

Open Access



Estimation of myocardial infarction death in Iran: artificial neural network

Mohammad Asghari-Jafarabadi^{1,2,3} , Kamal Gholipour⁴ , Rahim Khodayari-Zarnaq⁵ , Mehرداد Azmin⁶ and Gisoo Alizadeh^{4,5*}

Abstract

Background: Examining past trends and predicting the future helps policymakers to design effective interventions to deal with myocardial infarction (MI) with a clear understanding of the current and future situation. The aim of this study was to estimate the death rate due to MI in Iran by artificial neural network (ANN).

Methods: In this ecological study, the prevalence of diabetes, hypercholesterolemia over 200, hypertension, overweight and obesity were estimated for the years 2017–2025. ANN and Linear regression model were used. Also, Specialists were also asked to predict the death rate due to MI by considering the conditions of 3 conditions (optimistic, pessimistic, and probable), and the predicted process was compared with the modeling process.

Results: Death rate due to MI in Iran is expected to decrease on average, while there will be a significant decrease in the prevalence of hypercholesterolemia 1.031 (− 24.81, 26.88). Also, the trend of diabetes 10.48 (111.45, − 132.42), blood pressure − 110.48 (− 174.04, − 46.91) and obesity and overweight − 35.84 (− 18.66, − 5.02) are slowly increasing. MI death rate in Iran is higher in men but is decreasing on average. Experts' forecasts are different and have predicted a completely upward trend.

Conclusion: The trend predicted by the modeling shows that the death rate due to MI will decrease in the future with a low slope. Improving the infrastructure for providing preventive services to reduce the risk factors for cardiovascular disease in the community is one of the priority measures in the current situation.

Keywords: Estimation, Death rate, Myocardial infarction, Artificial neural network, Iran

Introduction

Cardiovascular disease is the leading cause of morbidity, mortality, and disability worldwide. Despite the significant advances that have been made today in the field of prevention and control of cardiovascular diseases, these diseases are still one of the leading causes of death in the world [1–3]. At the beginning of the twentieth century, cardiovascular disease was responsible for 10% of all deaths in the world, but in the twenty-first century, it

is responsible for 50% of deaths in developed countries and 25% of deaths in developing countries [4]. In 2012, two-thirds of deaths were due to non-communicable diseases related to cardiovascular disease and cancer [5]. The number of deaths due to heart disease is projected to increase from 17.5 million in 2012 to 22.2 million in 2030 if the current trend continues [6]. The world is projected to lose about \$47 trillion due to non-communicable diseases between 2011 and 2030, of which about \$30 trillion will be due to four diseases: diabetes, cancer, chronic lung disease, and cardiovascular disease [7]. Cardiovascular disease, including heart attacks and strokes, accounts for one-third of all deaths in the United States, with \$315 billion spent annually on health care and lost productivity

*Correspondence: g.alizadeh.1369@gmail.com

⁴ Tabriz Health Service Management Research Center, School of Management and Medical Informatics, Tabriz University of Medical Sciences, Tabriz, Iran
Full list of author information is available at the end of the article



costs [8]. The prevalence of non-communicable diseases is also increasing in Iran [9]. It is also predicted that the burden of cardiovascular patients will increase by 2025 due to the aging population in Iran [10].

Risk factors of non-communicable diseases include behavioral, psychological, and biological. Findings of various studies show that psychological and behavioral risk factors, along with biological risk factors, have an effect on the incidence and progression of MI, which should be given special attention in prevention programs [11, 12]. In recent years, the risk factors for non-communicable diseases such as smoking, obesity, high blood pressure, inadequate physical activity, and consumption of inappropriate foods, all rooted in poor lifestyle, have also increased in Iran [13–15]. As predicted in Iran according to the report of the World Health Organization; The death rate from cardiovascular disease will reach 44.8% by 2030 [2, 10, 16, 17].

Despite significant advances in the diagnosis and treatment of this disease, MI remains the most common cause of heart failure (HF) [18]. In fact, cardiovascular disease is an epidemic of our time that will cause many disabilities and treatment costs. It is essential to have thorough knowledge of the illness's status and be aware of the factors influencing the disease burden in order to decide on the optimal intervention program and decision to lower the burden of CVD [19]. Predictive studies have provided access to such information. Recent years have seen an increase in the adoption of future research, including modeling, particularly in the field of health policy. Modeling studies have been widely utilized to assess the potential significance of variables with incomplete or no data [20]. Such approaches (future studies) are crucial for resource allocation, management, and priority in low- and middle-income nations since they have little resources in terms of money, time, and human capital [21]. The achievement of national and international objectives can be aided by forecasting the future of myocardial infarction in Iran. According to modeling and expert opinion and health policy makers can use the expected trends in their planning and policy-making. The aim of this study was to estimate the death rate due to MI in Iran by Artificial Neural Network.

Methods

This study is ecological and data on the prevalence of diabetes, hypercholesterolemia over 200 (mg/dL¹), hypertension, overweight and obesity for the years 1990–2017 were extracted from the STEPs study and information on stroke death (per 10,000 population) for the years

1990–2016 [22], Extracted from NASBOD study [23–25]. These risk factors will be selected according to a model proposed by American Heart Association [26].

ANN have been given attention in predicting the effects of multiple variables with complex relationships on a specific variable. ANN have attracted a lot of attention in the last few years [27]. Artificial neural networks are algorithms that can be used to perform nonlinear statistical modeling and provide a new alternative to logistic regression, the most commonly used method for developing predictive models for dichotomous outcomes in medicine. Neural networks offer a number of advantages, including requiring less formal statistical training, ability to implicitly detect complex nonlinear relationships between dependent and independent variables, ability to detect all possible interactions between predictor variables, and the availability of multiple training algorithms [28].

First, the normality of the data was assessed using the Kolmogorov–Smirnov test. Then, using the artificial neural network method, the prevalence of diabetes, cholesterol over 200, hypertension, overweight and obesity for the years 2017–2025 were estimated. Artificial neural networking technique was also used to predict the future. Independent variables for Input (prevalence of diabetes, hypercholesterolemia over 200, hypertension, overweight and obesity) and dependent variable (death rate per 100,000 population) were considered as Output and also a 5% error was considered. Also, in the present study, there is no distortion variable in the study. Linear regression model was used to determine the factors related to myocardial risk factors. In statistical analysis, $p < 0.05$ was considered significant. Data was analyzed using the Statistical Package for the Social Sciences (SPSS) software for Windows, (version 17) (SPSS Inc., Chicago, IL, USA).

Then, by providing information about the risk factors and deaths due to myocardial infarction in recent years in the form of a questionnaire, experts were asked to consider the condition of death in 3 cases (optimistic, pessimistic and probable). 13 experts with the following specifications completed the submitted questionnaire (Table 1).

Predict a heart attack per 100,000 people. The predicted trend based on expert opinion was compared with the modeling trend based on ANN.

Results

The prevalence of diabetes, hypercholesterolemia, hypertension, overweight and obesity per cent and deaths from stroke (per 10,000 population) were estimated for the years 2017–2025. Findings show that the prevalence of diabetes is upward in all age groups and in men and women. In men and women, the prevalence of diabetes in

¹ Milligrams per deciliter.

Table 1 Profile of participants in predicting the death rate due to myocardial infarction

No	Gender		Degree of education	Field of Study	Job
	Male	Female			
1	*		Ph.D	Epidemiology	Science committee
2	*		Ph.D	Health economics	Science committee
3	*		Ph.D	Health management services	Science committee
4		*	Ph.D. student	Health policy making	Student
5	*		Ph.D	Health policy making	Science committee
6		*	Ph.D	Health promotion	Science committee
7	*		Ph.D. student	Epidemiology	Student
8	*		Ph.D	Elderly science	Science committee
9	*		Ph.D	Health services management	Science committee
10	*		Ph.D	Elderly science	Science committee
11	*		Ph.D. student	Health management services	Student
12		*	Ph.D	Health policy making	Science committee
13	*		Ph.D. student	Health policy making	Student

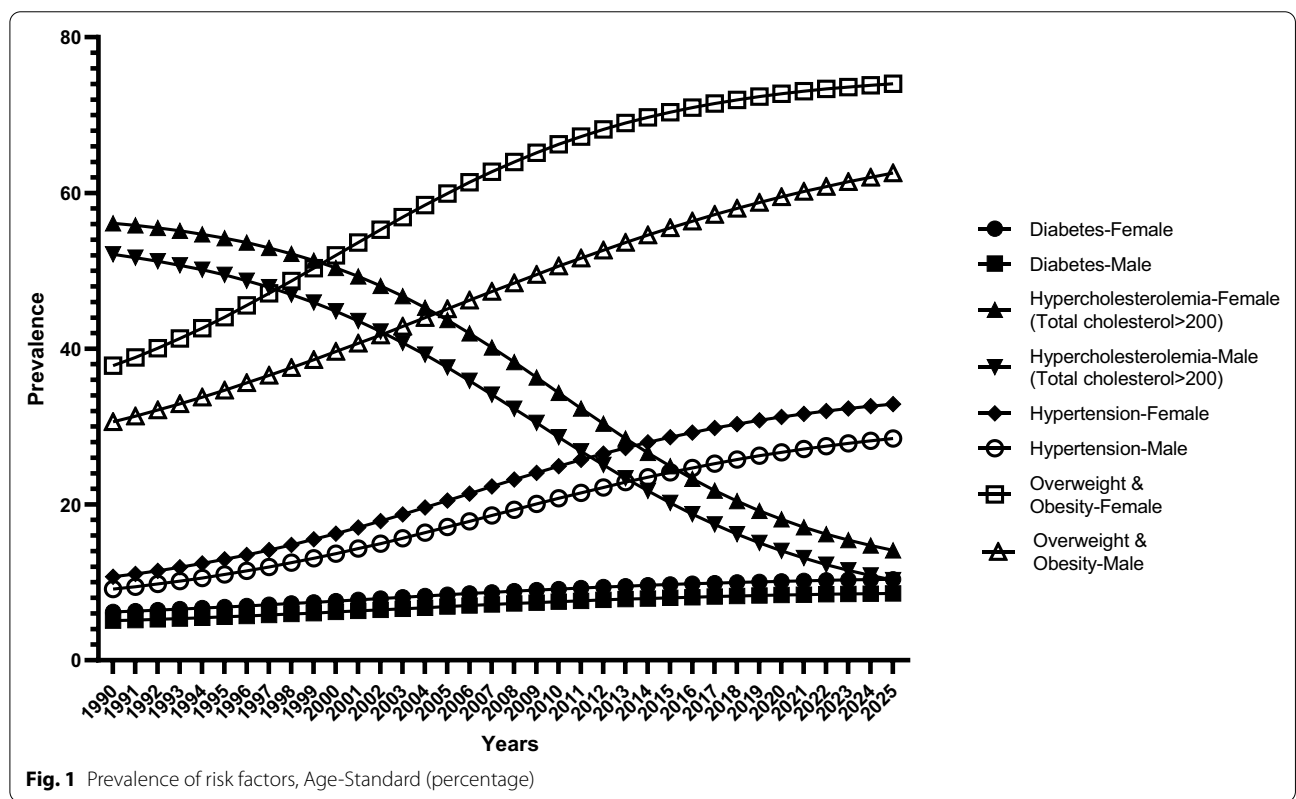


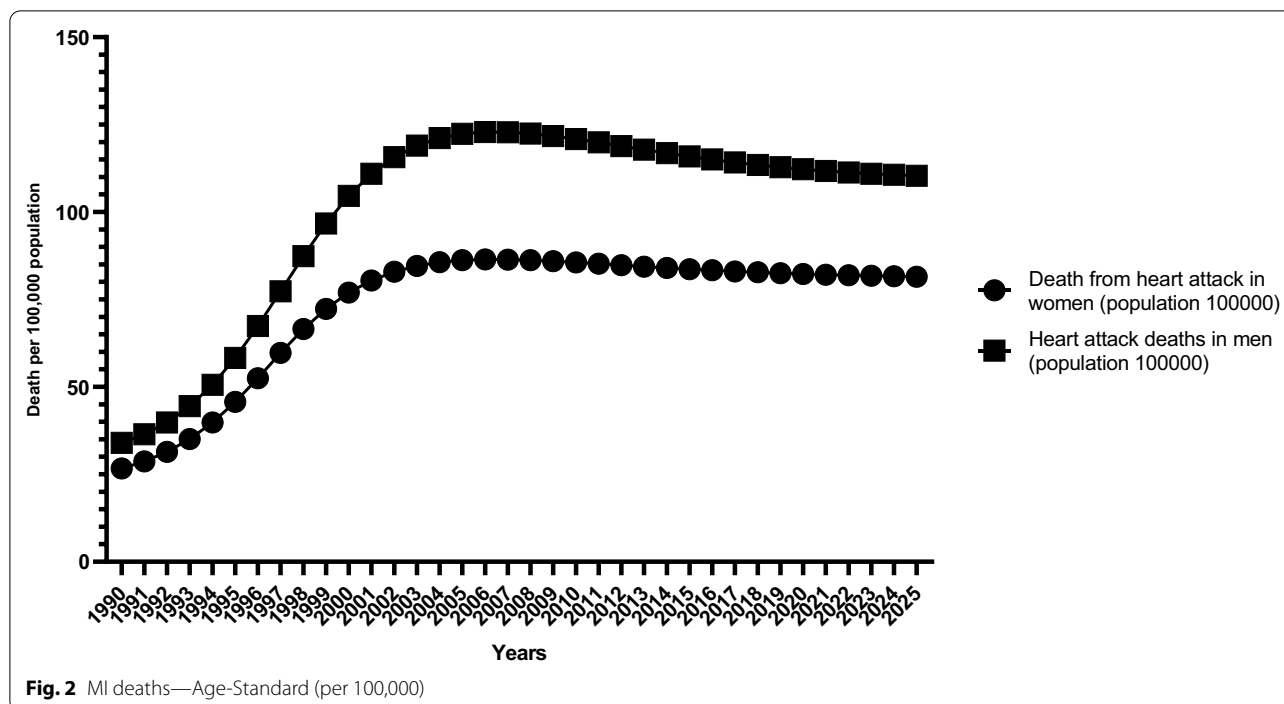
Fig. 1 Prevalence of risk factors, Age-Standard (percentage)

the age groups 65–69, 70–74, 75–79, 80–84 and 85 years and above will increase with a steeper slope. Figures are drawn with the help of Graph Pad Prism 8.4.3 software.

The prevalence of hypercholesterolemia > 200 in women and men is declining, unlike other risk factors (diabetes, hypertension, obesity, and overweight). A

review of data from the last 25 years (1990–2015) also shows a downward trend. From 2016 to 2025, a downward trend with a low slope is also predicted based on Fig. 1.

The prevalence of hypertension in men and women such as diabetes, obesity and overweight are on the rise.



A review of data from the last 25 years (1990–2015) also shows an upward trend. Prevalence is highest in men and women 85 years of age and older. The prevalence of obesity and overweight varies in age groups. The prevalence is highest in men and women in the age groups of 50–54, 55–59, 65–69 and 60–64. Examination of the death rate due to stroke shows that until 2005 it was an upward trend with a peak and then a downward trend. Examination of the death rate due to MI shows that until 2005 it was an upward trend with a peak and then a downward trend. For 2016–2025, a downward trend with a low slope is also predicted (Fig. 2).

Then, by providing information about the risk factors and deaths due to myocardial infarction in previous years, experts were asked to predict the death rate due to myocardial infarction per 100,000 population, taking into account the conditions of the three selected scenarios. The predicted trend by experts was compared with the modeling trend. 13 specialists with the following specifications completed the submitted questionnaire. 77% of the participants were male. Participants' majors included epidemiology, health economics, health care management, health policy, health education and health promotion, and geriatrics.

Comparison of deaths due to MI per 100,000 population in age-adjusted men and women shows that experts in the optimistic scenario lower the death rate than the modeled trend, in the pessimistic scenario the uptrend and above the modeled trend, and in the scenario

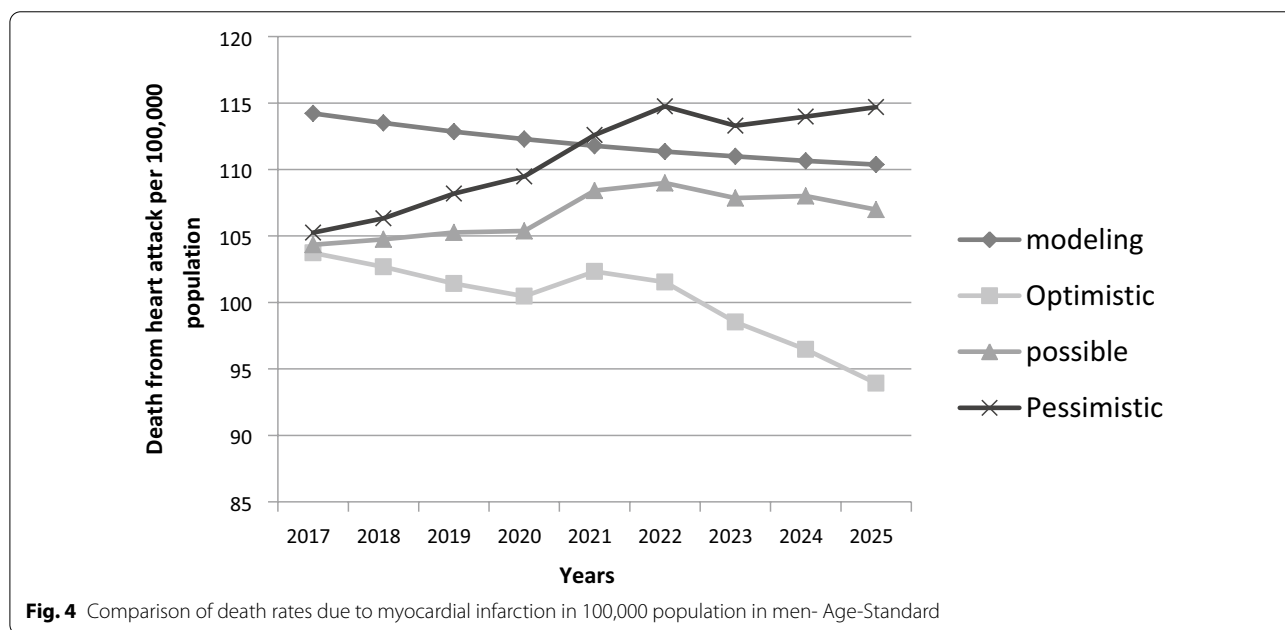
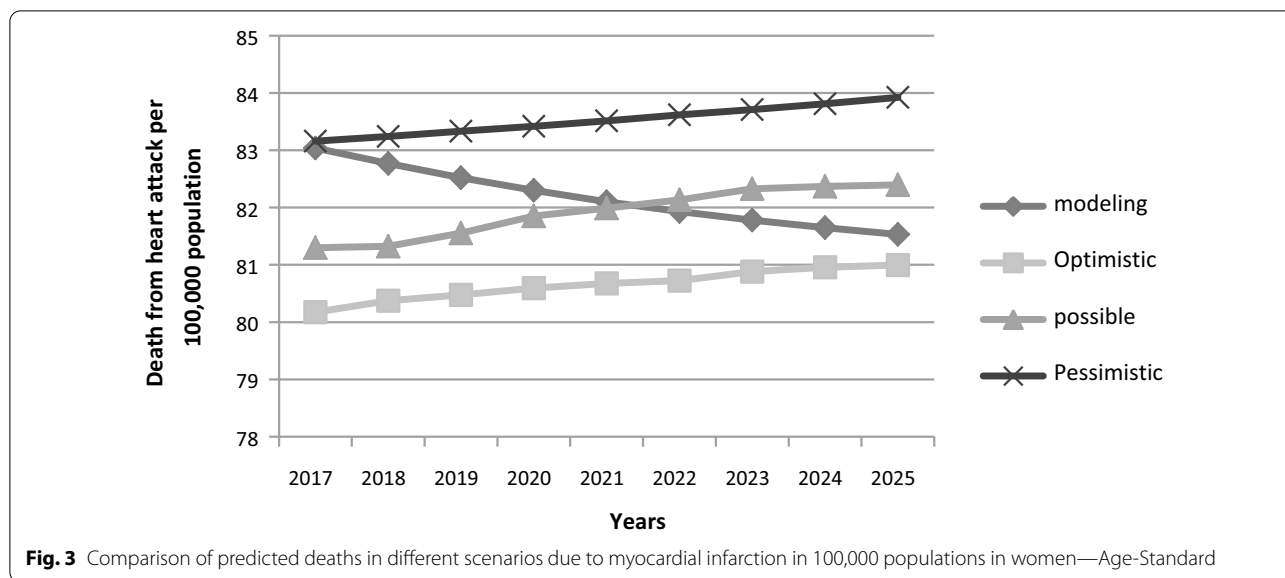
Probably predicted the trend close to the modeled trend (Figs. 3, 4).

Result of regression of death due to myocardial infarction per 100,000 populations is associated with blood pressure, hypercholesterolemia >200 and overweight and obesity in men and women in the years 1990–2016. In the years 2017–2025, age, hypertension and overweight and obesity in men and age and blood pressure in women are associated with death due to MI per 100,000 populations. It is expected that in the period from 2017 to 2025, the death rate per 100,000 will be 771.09 units higher among males of each age group than in the younger age group; among females, this number is equal to 1037.65 units ($P < 0.001$). Prevalence of hypertension and overweight and obesity among males and prevalence of hypertension among females were statistically significant predictors of death (Table 2).

Discussion

According to the modeling results, the mortality rate due to myocardial infarction in Iran is expected to decrease on average, while there will be a significant reduction in the prevalence of hypercholesterolemia >200. Also, the trend of diabetes, blood pressure and obesity and overweight will increase slowly and this trend will continue until 2025. The death rate from myocardial infarction in Iran is higher in men but is decreasing on average.

The global prevalence of diabetes among adults (20 to 79 years) in the world in 2010 (285 million) is 6.4% and



is projected to increase to (439 million) by 7.7% by 2030 [29]. And this trend is predicted in another study to increase to 693 million by 2045 [30]. The results of modeling show that the trend of diabetes prevalence in Iran by 2025 is upward and is consistent with global studies.

The results of the present study show that the prevalence of hypercholesterolemia in both sexes (male and female) will decrease by 2025. A study conducted in China to study the achievement of sustainable development goals by 2030 shows a declining trend in

hypercholesterolemia [31]. But no study was found to examine the future trend of hypercholesterolemia.

High blood pressure is a preventable risk factor for cardiovascular disease, which has a high prevalence in society, and modeling results show that the prevalence of high blood pressure will increase by 2025. The results of a study in India show that the prevalence of hypertension has increased among the urban population of India over the past 25 years, and the forecast shows that this trend will continue until 2030 [32]. A study by Pandi et al. In Nepal predicted the prevalence of hypertension

Table 2 Results of multiple Regression model of the predictors of MI Death rate

Variable	Male				Female			
	Coefficient	Coefficient 95% confidence interval		P value	Coefficient	Coefficient 95% confidence interval		P value
		Upper limit	Low limit			Upper limit	Low limit	
<i>1990–2016</i>								
Age	6.57	61.32	−48.17	0.81	34.70	−42.72	112.1	0.37
Diabetes	34.31	−39.17	20.86	0.193	53.19	7.32	99.06	0.023
blood pressure	46.91	30.13	63.69	<0.001	23.55	9.15	37.95	0.001
Hypercholesterolemia > 200	−43.89	−57.68	−30.10	<0.001	−75.26	−83.83	−66.68	<0.001
Overweight and obesity	−39.39	−49.15	−29.63	<0.001	−25.38	−35.77	−15	<0.001
<i>2017–2025</i>								
Age*	771.09	604.72	937.46	<0.001	1037.65	869.82	1205.48	<0.001
Prevalence of diabetes	10.48	−11.45	13.42	0.86	16.63	−65.73	99	0.69
Prevalence of hypertension	−110.48	−174.04	−46.91	0.001	−129.03	−168.14	−89.92	<0.001
Prevalence of hypercholesterolemia > 200	1.31	−24.81	26.88	0.937	17.79	−1.82	37.42	0.075
Prevalence of overweight and obesity	−35.84	−52.02	−18.66	<0.001	−13.21	−32.56	6.12	0.178

Dependent variable: death rate in 100,000

*Age is classified into 5-year groups (1 = 25–29 years old, 13 ≥ 85 years old)

using the simulation method by 2040. The results showed that the prevalence of hypertension in this country will also be upward [33]. Another study, which examined the prevalence of hypertension in urban areas by 2030 with an analysis of 32 studies, predicted that the prevalence of hypertension would be upward and to 32% in women, 36.5% in men and 34.5% in general [34]. The results of other studies confirm the modeling results and the upward trend in the prevalence of hypertension in Iran.

Obesity has a great impact on the risk factors for cardiovascular disease. A body mass index above 22.5 can lead to cardiovascular disease and high blood pressure. A study by Pandi et al. In Nepal predicted the prevalence of obesity using the simulation method, which shows the prevalence of obesity up to 2040 with a steep slope [33]. Findings from a study in the United States show that by 2030, approximately one in two adults will be obese, with a prevalence of more than 50 percent in 29 states and no less than 35 percent in any state [35]. A study of the trend of obesity in Iran between 2007 and 2011 shows that the prevalence of obesity in Iran during these years has been increasing [36]. The modeling results predict an upward trend in the prevalence of obesity for all age groups and in both gender groups by 2025.

The results of a study estimating the rate of premature death from cardiovascular disease in 188 countries between 2013 and 2025 show that the overall trend in the rate of premature death from cardiovascular disease is declining. This study indicates that by reducing the prevalence of risk factors for cardiovascular disease, it will be possible to achieve a 25% reduction in mortality

by 2025 [37]. Another study in the United States found that deaths from cancer and cardiovascular disease were declining. The study also showed that the total number of deaths among white men and women decreased from 2000 to 2014, from 175,000 to 135,000 [38]. In another study to look at the mortality rate in Brazil from 2001 to 2011, the results showed that despite an increase in the total number of deaths due to cardiovascular disease, the age-adjusted mortality rate for these diseases decreased by 24% [39]. Overall, various studies of myocardial infarction in the United States, Brazil, Japan, the United Kingdom, Sweden, Canada, Ireland, and Denmark show that mortality rates have declined over the past two decades [40–44].

The results of a study that predicts deaths due to non-communicable diseases in Iran by 2030 show that the mortality rate due to cardiovascular disease is declining. It also refers to better management of risk factors, early diagnosis of the disease due to more comprehensive care in all sections of society and improving literacy and awareness throughout the country [45]. Despite the declining mortality rate from cardiovascular disease in the coming years, we should not be indifferent to prevention and control programs because the burden and direct and indirect costs of cardiovascular disease are increasing due to the aging population [10, 46].

One of the limitations of this study is that only some risk factors have been investigated. One of the reasons for the discrepancy between the trend in mortality based on data from previous years and the opinion of experts is that experts have expressed their opinion

about the future trend, taking into account the circumstances of each situation. In fact, it is simplistic to hope for a reduction in the incidence and mortality of cardiovascular disease, especially heart attacks, regardless of drivers such as political stability, favorable economic and social conditions, and access to health services. On the other hand, certainly with more attention to the issue of non-communicable diseases, especially cardiovascular disease, we can see a decreasing trend of risk factors and death rate due to cardiovascular disease. The increasing progress of medical sciences in the methods of diagnosis and treatment of cardiovascular diseases, especially myocardial infarction, is significant. It is clear that this attention will reduce the mortality rate due to myocardial infarction in the coming years, and from this, the results of the study are partially justified.

Acknowledgements

We would like to extend our sincere gratitude to Tabriz University of Medical Sciences for its financial support.

Author contributions

M.A.J and K.G participated in designing the study and writing the manuscript. M.A, K.G, M.A.J and R.K.H.Z participated in gathering data, analyzing and interpreting data and writing the manuscript. K.G, M.A.J and R.K.H.Z worked on the development, editing and finalizing of the draft of the paper. The corresponding author attests that all listed authors meet authorship criteria and that no others meeting the criteria have been omitted. All authors read and approved the final manuscript.

Funding

This project was part of a PhD thesis that was reviewed and approved by the Institutional Review Board (IRB) at TBZMED (Approval ID: IR.TBZMED.REC.1397.908). The role of the funding was financial support in the design of the study and collection, analysis, and interpretation of data and in writing the manuscript. Funding was provided by the Tabriz University of Medical Sciences.

Availability of data and materials

The datasets used and/or analyzed during the current study are available from the corresponding author on reasonable request.

Declarations

Ethics approval and consent to participate

This research has been reviewed and approved by the Institutional Review Board (IRB) at Tabriz University of Medical Sciences (Approval ID: IR.TBZMED.REC.1397.908). This manuscript is based on analysis of existing data obtained from the STEPs designed to estimate the mean and prevalence of non-communicable risk factors in province level. NASBOD study provides information that can be used to assess the progress made in the health status of a province and/or the relative performance across all provinces over time. People who took part in the studies gave free and informed consent in writing, knowing that they could choose not to answer or participate in any part of the study or to withdraw from the study at any time with no repercussions. They were informed that information collected in the research could be used by the team in other related analyses. All methods were carried out in relevant regulations and guidelines.

Consent for publication

Not applicable.

Competing interests

The authors declare that they have no competing interests.

Author details

¹Cabrini Research, Cabrini Health, Melbourne, VIC 3144, Australia. ²School of Public Health and Preventative Medicine, Faculty of Medicine, Nursing and Health Sciences, Monash University, Clayton, VIC 3800, Australia. ³Road Traffic Injury Research Center, Tabriz University of Medical Sciences, Tabriz, Iran. ⁴Tabriz Health Service Management Research Center, School of Management and Medical Informatics, Tabriz University of Medical Sciences, Tabriz, Iran. ⁵Department of Health Policy and Management, School of Management and Medical Informatics, Tabriz University of Medical Sciences, Tabriz, Iran. ⁶Non-Communicable Diseases Research Center Endocrinology and Metabolism Population Sciences Institute, Tehran University of Medical Sciences, Tehran, Iran.

Received: 16 January 2022 Accepted: 23 September 2022

Published online: 07 October 2022

References

- Jagannathan R, Patel SA, Ali MK, et al. Global updates on cardiovascular disease mortality trends and attribution of traditional risk factors. *Curr DiabRep*. 2019;19(7):1–12.
- Sarrafzadegan N, Mohammadifard N. Cardiovascular disease in Iran in the last 40 years: prevalence, mortality, morbidity, challenges and strategies for cardiovascular prevention. *Arch Iran Med*. 2019;22(4):204–10.
- Mendis S. Global progress in prevention of cardiovascular disease. *Cardiovasc Diagn Therapy*. 2017;7(Suppl 1):S32.
- Jamison DT, Breman JG, Measham AR, et al. Disease control priorities in developing countries. 2006
- Organization WH. Global status report on noncommunicable diseases 2014: World Health Organization; 2014.
- Organization WH. Hearts: technical package for cardiovascular disease management in primary health care. 2020
- Bloom DE, Cafiero E, Jané-Llopis E, et al. The global economic burden of noncommunicable diseases: program on the Global Demography of Aging, 2012.
- Benjamin EJ, Muntner P, Alonso A, et al. Heart disease and stroke statistics—2019 update: a report from the American Heart Association. *Circulation*. 2019;139(10):e56–528.
- Gandomkar A, Poustchi H, Moini M, et al. Pars cohort study of non-communicable diseases in Iran: protocol and preliminary results. *Int J Public Health*. 2017;62(3):397–406.
- Sadeghi M, Haghdoost AA, Bahrapour A, et al. Modeling the burden of cardiovascular diseases in Iran from 2005 to 2025: the impact of demographic changes. *Iran J Public Health*. 2017;46(4):506.
- Carta MG, Sancassiani F, Bina D, et al. Alexithymia is a determinant of early death in the long-term course of post-myocardial infarction. *J Public Health Res*. 2022;11(2):2803.
- Alizadeh G, Gholipour K, Azami-Aghdash S, et al. Social, economic, technological, and environmental factors affecting cardiovascular diseases: a systematic review and thematic analysis. *Int J Prev Med*. 2022;13(1):78.
- Djalalinia S, Saeedi Moghaddam S, Sheidaei A, et al. Patterns of obesity and overweight in the Iranian population: findings of STEPs 2016. *Front Endocrinol*. 2020;11:42.
- Rahmani F, Asgari S, Khalili D, et al. National trends in cardiovascular health metrics among Iranian adults using results of three cross-sectional STEPwise approaches to surveillance surveys. *Sci Rep*. 2021;11(1):1–11.
- Sarebanhassanabadi M, Kalantari MS, Boffetta P, et al. Dietary habits and the 10-year risk of overweight and obesity in urban adult population: a cohort study predicated on Yazd Healthy Heart Project. *Diabetes Metab Syndr*. 2020;14(5):1391–7.
- Amini M, Zayeri F, Salehi M. Trend analysis of cardiovascular disease mortality, incidence, and mortality-to-incidence ratio: results from global burden of disease study 2017. *BMC Public Health*. 2021;21(1):1–12.
- Shamsi A, Morandini MK, Ebadi A, et al. Trend of risk factors changes for cardiovascular diseases in the elderly population in Iran. *Galen Med J*. 2017;6(3):240–8.
- VI R. Epidemiology of heart failure. *Circ Res*. 2013;113:646–59.

19. Walls HL, Peeters A, Reid CM, et al. Predicting the effectiveness of prevention: a role for epidemiological modeling. *J Primary Prevent.* 2008;29(4):295–305.
20. Orenstein DR, Homer J, Milstein B, et al. Modeling the local dynamics of cardiovascular health: risk factors, context, and capacity. *Prev Chronic Dis.* 2008;5(2):A63.
21. Huuvinen E, Härkänen T, Martelin T, et al. Predicting coronary heart disease mortality—assessing uncertainties in population forecasts and death probabilities by using Bayesian inference. *Int J Epidemiol.* 2006;35(5):1246–52.
22. Hajipour MJ, Djalalinia S, Sheidaei A, et al. Protocol design for large-scale cross-sectional studies of surveillance of risk factors of non-communicable diseases in Iran: STEPs 2016. *Arch Iran Med.* 2017;20(9):608–16.
23. Farzadfar M. Inpatient data, inevitable need for policy making at national and sub-national levels: a lesson learned from NASBOD. *Arch Iran Med.* 2014;17(1):16.
24. Djalalinia S, Mehdipour P, Mohajeri B, et al. Levels and trends of BMI, obesity, and overweight at national and sub-national levels in Iran from 1990 to 2016; a comprehensive pooled analysis of half a million individuals. *Arch Iran Med (AIM).* 2021;24(5):344–53.
25. Sepanlou SG, Mehdipour P, Ghanbari A, et al. Levels and trends of hypertension at National and Subnational Scale in Iran from 1990 to 2016: a systematic review and pooled analysis. *Archives of Iranian Medicine (AIM).* 2021;24(4):306–16.
26. Goff DC, Lloyd-Jones DM, Bennett G, et al. 2013 ACC/AHA guideline on the assessment of cardiovascular risk: a report of the American College of Cardiology/American Heart Association Task Force on Practice Guidelines. *J Am Coll Cardiol.* 2014;63(25 Part B):2935–59.
27. Tealab A. Time series forecasting using artificial neural networks methodologies: a systematic review. *Future Comput Inform J.* 2018;3(2):334–40. <https://doi.org/10.1016/j.fcij.2018.10.003>.
28. Tu JV. Advantages and disadvantages of using artificial neural networks versus logistic regression for predicting medical outcomes. *J Clin Epidemiol.* 1996;49(11):1225–31.
29. Shaw JE, Sicree RA, Zimmet PZ. Global estimates of the prevalence of diabetes for 2010 and 2030. *Diabetes Res Clin Pract.* 2010;87(1):4–14.
30. Cho N, Shaw J, Karuranga S, et al. IDF Diabetes Atlas: Global estimates of diabetes prevalence for 2017 and projections for 2045. *Diabetes Res Clin Pract.* 2018;138:271–81.
31. Li Y, Zeng X, Liu J, et al. Can China achieve a one-third reduction in premature mortality from non-communicable diseases by 2030? *BMC Med.* 2017;15(1):1–11.
32. Gupta R, Gupta VP, Prakash H, et al. 25-Year trends in hypertension prevalence, awareness, treatment, and control in an Indian urban population: Jaipur Heart Watch. *Indian Heart J.* 2018;70(6):802–7.
33. Pandey AR, Chalise B, Shrestha N, et al. Mortality and risk factors of disease in Nepal: Trend and projections from 1990 to 2040. *PLoS ONE.* 2020;15(12):e0243055.
34. Babu GC, Shantharajah S. Optimal body mass index cutoff point for cardiovascular disease and high blood pressure. *Neural Comput Appl.* 2019;31(5):1585–94.
35. Ward ZJ, Bleich SN, Cradock AL, et al. Projected US state-level prevalence of adult obesity and severe obesity. *N Engl J Med.* 2019;381(25):2440–50.
36. Esteghamati A, Etemad K, Koohpayehzadeh J, et al. Trends in the prevalence of diabetes and impaired fasting glucose in association with obesity in Iran: 2005–2011. *Diabetes Res Clin Pract.* 2014;103(2):319–27.
37. Roth GA, Nguyen G, Forouzanfar MH, et al. Estimates of global and regional premature cardiovascular mortality in 2025. *Circulation.* 2015;132(13):1270–82.
38. Shiels MS, Chernyavskiy P, Anderson WF, et al. Trends in premature mortality in the USA by sex, race, and ethnicity from 1999 to 2014: an analysis of death certificate data. *Lancet.* 2017;389(10073):1043–54.
39. Ribeiro ALP, Duncan BB, Brant LC, et al. Cardiovascular health in Brazil: trends and perspectives. *Circulation.* 2016;133(4):422–33.
40. Fang J, Alderman MH. Dissociation of hospitalization and mortality trends for myocardial infarction in the United States from 1988 to 1997. *Am J Med.* 2002;113(3):208–14.
41. Makdisse MRP, Matsushita AdM, Gonçalves Júnior I, et al. Pharmacological therapy for myocardial infarction in the elderly: an 8-year analysis. *Arquivos brasileiros de cardiologia* 2002;78:369–73.
42. Ishihara M, Inoue I, Kawagoe T, et al. Fifteen-year trend in the treatment and outcome of acute myocardial infarction in Japan. *Circ J.* 2002;66(2):178–81.
43. Radišauskas R, Rastenytė D, Bernotienė G, et al. Morbidity and mortality from the major cardiovascular diseases in Kaunas population from 1983 to 2002. *Medicina (Kaunas).* 2003;39(12):1208–14.
44. Abildstrom S, Rasmussen S, Rosen M, et al. Trends in incidence and case fatality rates of acute myocardial infarction in Denmark and Sweden. *Heart.* 2003;89(5):507–11.
45. Khosravi Shadmani F, Farzadfar F, Larijani B, et al. Trend and projection of mortality rate due to non-communicable diseases in Iran: a modeling study. *PLoS ONE.* 2019;14(2):e0211622.
46. Darba S, Safaei N, Mahboub-Ahari A, et al. Direct and indirect costs associated with coronary artery (heart) disease in Tabriz, Iran. *Risk Manag Healthcare Policy.* 2020;13:969.

Publisher's Note

Springer Nature remains neutral with regard to jurisdictional claims in published maps and institutional affiliations.

Ready to submit your research? Choose BMC and benefit from:

- fast, convenient online submission
- thorough peer review by experienced researchers in your field
- rapid publication on acceptance
- support for research data, including large and complex data types
- gold Open Access which fosters wider collaboration and increased citations
- maximum visibility for your research: over 100M website views per year

At BMC, research is always in progress.

Learn more biomedcentral.com/submissions

