

Redox-Neutral Organometallic Elementary Steps at Bismuth: Catalytic Synthesis of Aryl Sulfonyl Fluorides

Marc Magre and Josep Cornella*



Cite This: *J. Am. Chem. Soc.* 2021, 143, 21497–21502



Read Online

ACCESS |



Metrics & More



Article Recommendations



Supporting Information

ABSTRACT: A Bi-catalyzed synthesis of sulfonyl fluorides from the corresponding (hetero)aryl boronic acids is presented. We demonstrate that the organobismuth(III) catalysts bearing a bis-aryl sulfone ligand backbone revolve through different canonical organometallic steps within the catalytic cycle without modifying the oxidation state. All steps have been validated, including the catalytic insertion of SO₂ into Bi–C bonds, leading to a structurally unique O-bound bismuth sulfinate complex. The catalytic protocol affords excellent yields for a wide range of aryl and heteroaryl boronic acids, displaying a wide functional group tolerance.

Organic molecules bearing a sulfonyl fluoride group (R–SO₂F) have gained interest in both the fields of chemistry and biology, due to their balanced reactivity and stability under physiological conditions. Among many other applications, these functionalities have found promising applications as covalent protein inhibitors and biological probes.^{1,2} However, the common synthetic methods to obtain such compounds mainly relied on the Cl/F exchange from the parent sulfonyl chloride.³ Since 2014, when Sharpless and co-workers introduced the concept of “Sulfur(VI) Fluoride Exchange” (SuFEx) as a powerful reaction for click-chemistry,⁴ intense efforts have been placed in developing alternative routes toward aryl- and alkyl sulfonyl fluorides with broad functional group tolerance and from readily available starting materials.⁵ These efforts have resulted in several transformations that depart from the canonical S(VI) starting material precursor and offer the possibility to engage simple organic halides in cross-coupling-type strategies.^{6,7} In this regard, the pioneering work of Mascitti⁸ and Willis⁹ on Pd-catalyzed sulfur dioxide activation toward the synthesis of sulfones and sulfonamides using SO₂-surrogates such as K₂S₂O₅ and DABSO (1,4-diazabicyclo[2.2.2]octane bis(sulfur dioxide) adduct) opened a new field on the use of sulfur dioxide for the synthesis of sulfur(VI) containing compounds.¹⁰ Specifically, Willis¹¹ and co-workers demonstrated that this catalytic platform could be applied in the synthesis of (hetero)aryl sulfonyl fluorides from the corresponding aryl bromides and DABSO. Since then, different synthetic methodologies based on Pd- and Cu-catalytic systems allow the conversion of *electrophiles* such as aryl iodides,¹² alkenyl triflates,¹³ or arenediazonium salts¹⁴ to the corresponding aryl sulfonyl fluorides (Figure 1A). On the other hand, the use of *aryl nucleophiles* as aryl sources in catalytic protocols has been less studied, with only limited examples reported by Willis and co-workers via Cu(I)¹⁵ and Ni(II)-catalysis.¹⁶ These protocols generally occur in two steps, due to incompatibility of the electrophilic fluorinating agent with the catalytic system (Figure 1A). Yet, all these synthetic precedents draw upon

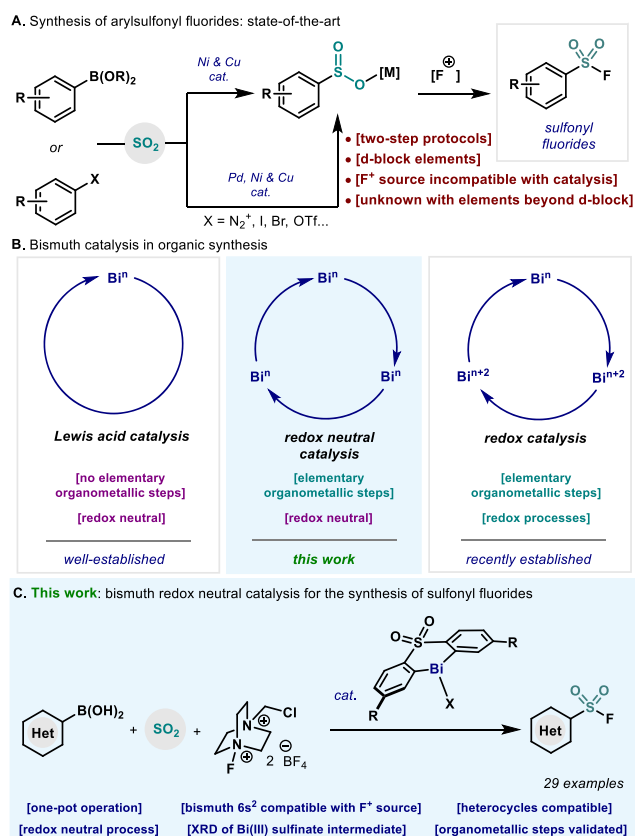


Figure 1. (A) State-of-the art synthesis of aryl sulfonyl fluorides; (B) Bismuth catalysis in organic synthesis; (C) This work: Bismuth(III) redox neutral catalysis for the synthesis of sulfonyl fluorides.

Received: October 29, 2021

Published: December 16, 2021



the use of transition metals, and synthesis of sulfonyl fluorides via main group catalysis still remains challenging.

At present, two main catalytic platforms dominate the field of bismuth catalysis in organic synthesis. On one hand, the extensively studied and long-known Lewis acid catalysis, where the bismuth catalyst does not undergo redox processes or participate in catalytic organometallic elementary steps.¹⁷ On the other hand, bismuth can undergo redox catalysis¹⁸ through elementary organometallic steps, maneuvering between Bi(I)/(III),¹⁹ Bi(II)/Bi(III),²⁰ or Bi(III)/(V)²¹ (Figure 1B). Herein, we demonstrate that a third catalytic platform for bismuth can also be operative in the conversion of (hetero)aryl boronic acids to the corresponding sulfonyl fluorides. A well-defined organobismuth catalyst revolves through the catalytic cycle maintaining the Bi(III) oxidation state and mimicking elementary organometallic steps. We demonstrate that transmetalation and insertion of sulfur dioxide into the Bi–C(sp²) occur effectively delivering a Bi(III)–OS(O)Ar compound. Importantly, the low reactivity of the 6s² lone pair in bismuth permits the presence of electrophilic fluorinating agents and a one-pot synthetic operation (Figure 1C).

We started our investigations by optimizing the reaction between phenyl boronic acid (**1a**) and sulfur dioxide in the presence of Selectfluor as an oxidant (Table 1). Based on our

Table 1. Optimization of the Reaction Conditions^a

Entry	[BI] (x mol%)	[base]	Yield 2a (%)
1	3a (10)	K ₃ PO ₄	49
2	4 (10)	K ₃ PO ₄	57
3	3b (10)	K ₃ PO ₄	55
4	3c (10)	K ₃ PO ₄	77
5	3d (10)	K ₃ PO ₄	61
6	3e (10)	K ₃ PO ₄	66
7 ^b	3c (10)	K ₃ PO ₄	98
8 ^b	3c (10)	Na ₂ CO ₃	80
9 ^b	3c (5)	K ₃ PO ₄	95 (91) ^c
10 ^b	3c (5)	-	34
11 ^{b,d}	3c (5)	K ₃ PO ₄	28
12 ^b	-	K ₃ PO ₄	n.d.
13 ^{b,e}	3c (10)	K ₃ PO ₄	15

^aReactions performed at 0.05 mmol of **1a**. Yields determined by ¹H and ¹⁹F NMR using 1,4-difluorobenzene as internal standard.
^bCDCl₃:CH₃CN mixture of 5:1 was used as solvent. ^cIsolated yield of a reaction performed at 0.2 mmol of **1a**. ^dNo MS were used. ^eDABSO (1.5 equiv) was used instead of SO₂ (1.5 bar).

previous work,^{21a,b} bismuth complexes bearing diarylsulfone ligands (**3a–e**) are excellent candidates for mimicking organometallic steps efficiently. Due to the minimal difference in reactivity between Bi complexes bearing different counteranions (BF₄ in **3a** and OTs in **4**; Table 1, entry 1 vs 2), Bi complexes bearing a BF₄ were preferentially chosen due to lower MW when compared to OTs-containing catalysts. Sulfone ligand screening showed that catalyst **3c**, with a CF₃- and a Me group at the *meta*-position in respect to the Bi atom, provided the best conversion of phenyl boronic acid **1a** to **2a** (Table 1, entry 4). Due to solubility issues of the oxidant, a solvent mixture of CDCl₃/CH₃CN 5:1 proved to be optimal (Table 1, entry 7). When a stronger base such as Na₂CO₃ was

tested, formation of benzene was observed, thus decreasing the yield of our desired sulfonyl fluoride (Table 1, entry 8). We were delighted to see that the catalyst loading could be decreased to 5 mol % maintaining the catalytic activity (Table 1, entry 9 vs 7). In agreement with previous results,^{21b} in the absence of base or molecular sieves, undesired benzene forms majorly, which arises from protonation of either B–Ph or Bi–Ph bonds (Table 1, entries 10 and 11). Finally, without the presence of bismuth catalyst **3c**, no phenyl sulfonyl fluoride **2a** was obtained (Table 1, entry 12). It is worth mentioning that the replacement of sulfur dioxide by DABSO was detrimental, decreasing the yield of **2a** (Table 1, entry 13), presumably due to incompatibility of DABCO with the catalytic system.

With the optimal conditions in hand, the scope was investigated (Table 2). Aryl boronic acids bearing alkyl (**1b**)

Table 2. Scope of the Bi-Catalyzed Synthesis of (Hetero)Aryl Sulfonyl Fluorides^a

^aReaction conditions: **1** (0.2 mmol), **3c** (5 mol %), Selectfluor (0.3 mmol), K₃PO₄ (0.6 mmol) and 4 Å MS (40 mg) in CHCl₃/CH₃CN (5:1, 2 mL) at 70 °C for 16 h. Yields of isolated pure material after column chromatography. ^bReaction conditions: **1** (0.17 mmol), **4** (10 mol %), NFSI (0.26 mmol), K₂CO₃ (0.51 mmol) in CHCl₃:H₂O (5%, 2 mL) at 60 °C for 16 h. Yields of isolated pure material after column chromatography.

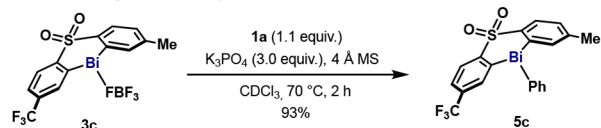
^aReaction conditions: **1** (0.2 mmol), **3c** (5 mol %), Selectfluor (0.3 mmol), K₃PO₄ (0.6 mmol) and 4 Å MS (40 mg) in CHCl₃/CH₃CN (5:1, 2 mL) at 70 °C for 16 h. Yields of isolated pure material after column chromatography. ^bReaction conditions: **1** (0.17 mmol), **4** (10 mol %), NFSI (0.26 mmol), K₂CO₃ (0.51 mmol) in CHCl₃:H₂O (5%, 2 mL) at 60 °C for 16 h. Yields of isolated pure material after column chromatography.

or halide groups (1c–d) provided the desired compounds in excellent yields. On the other hand, more electron-rich substrates (2e–f) performed with lower efficiency. We were pleased to see that electronically and sterically distinct substituents at the *meta*-position were tolerated, attaining the sulfonyl fluoride products (2g–k) in good yields. Remarkably, sterically hindered aryl boronic acids (1l–1m) also performed well, showing that the presence of substituents at the *ortho*-position do not affect the catalytic performance of 3c. Also polyaromatic sulfonyl fluorides (2n–o) could be isolated in nearly quantitative yields. Contrary to previous Bi-catalyzed redox processes,²¹ this protocol exhibited high functional group compatibility. Indeed, boronic acids containing SiMe₃ (1p), vinyl (1q), alkynyl (1r), formyl (1s), and ester (1t) were converted to their corresponding sulfonyl fluorides (2p–t) in moderate to good yields. Boronic acid containing a benzylic ether position (1u) performed well, and no activation of the ether was observed.²² More importantly, aryl boronic acids containing *N*-protected anilines in both *para*- and *meta*-positions were also tolerated, achieving good yields of the *N*-Ms (2v) and *N*-Boc (2w) aryl sulfonyl fluorides, respectively. When heterocyclic boronic acids were tested, a re-evaluation of the catalytic system was required (see Supporting Information). It was found that the combination of 4 and NFSI as a milder oxidant was crucial to convert heteroaryl boronic acids to their corresponding sulfonyl fluorides. Thus, benzofuran (2x), furan (2y), and benzothiophene (2z) were well accommodated. More reactive heteroaryl boronic acids such as unprotected 1*H*-indole (1aa), 5-quinoline (1ab), and isoxazole (1ac) could also be converted to their corresponding sulfonyl fluorides in moderate to good yields, competing favorably with the transition-metal-catalyzed reports.^{11,16} Tolerance of heterocyclic frameworks is a step forward in the field of bismuth catalysis, as coordination to Bi(III) centers and incompatibility with strong oxidants usually precludes reactivity.

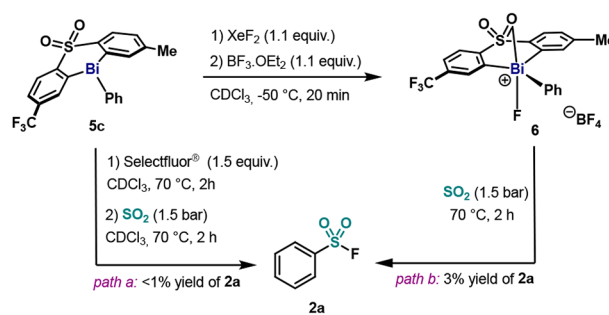
At this point, the operative mechanism governing this transformation was explored (Scheme 1). In accordance with previous precedents in our group,^{21b} the transmetalation step between Bi catalyst 3c and 1a occurred smoothly, affording 5c in excellent yields (Scheme 1A). Stoichiometric precedents of arylbismuth complexes reacting with SO₂ propose that insertion can occur at Bi(III)–C²³ or Bi(V)–C²⁴ bonds. In order to investigate whether our catalytic systems proceeds through the former or the latter, we subjected 5c to a series of oxidation/insertion sequences (Scheme 1B). After exposure of 3c to Selectfluor and, subsequently, to an atmosphere of SO₂, only trace amounts of the desired product 2a were observed (Scheme 1B, path a). Similarly, exposure of cationic Bi(V) complex 6 to SO₂ atmosphere at 70 °C resulted in remarkably low yield of 2a (Scheme 1B, path b). In both cases, formation of fluorobenzene and benzene resulted as the main byproducts (see Supporting Information). This is in agreement with our previous studies, in which cationic pentavalent bismuth species (6) are active toward the synthesis of fluorobenzene, via reductive elimination/ligand coupling pathways.^{21a} With a Bi(V) intermediate being highly unlikely, it was envisioned that maybe 5c could be active toward sulfur dioxide insertion. Treatment of 5c with SO₂ resulted in rapid formation of the corresponding diarylbismuth sulfinate 7, which was fully characterized by NMR and HRMS and single crystal X-ray diffraction (Scheme 1C). This is in stark contrast to previous stoichiometric reports, where SO₂ reacted with a Bi(V)

Scheme 1. (A) Transmetalation step; (B) Cationic Bi(V) Species As Putative Reactive Intermediate; (C) SO₂ Insertion and Bi-Sulfinate Oxidation; (D) Oxidation of Bi(III)–S(VI) Species

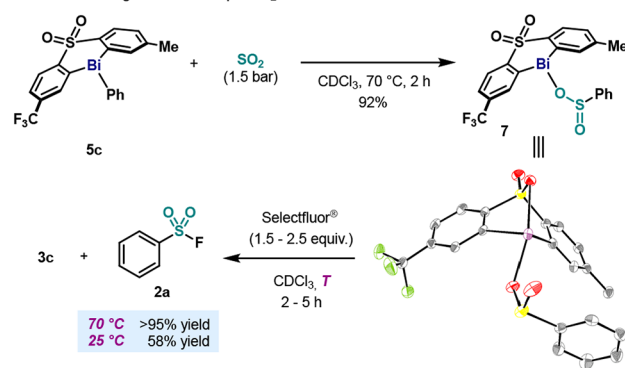
A. Validation of organometallic steps: Transmetalation



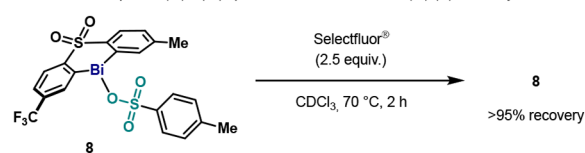
B. Bi(V) species as active intermediates



C. Validation of organometallic steps: SO₂ insertion and Bi-sulfinate oxidation



D. Oxidation attempt of Bi(III)–S(VI) species: alternative redox Bi(III)–(V) reactivity



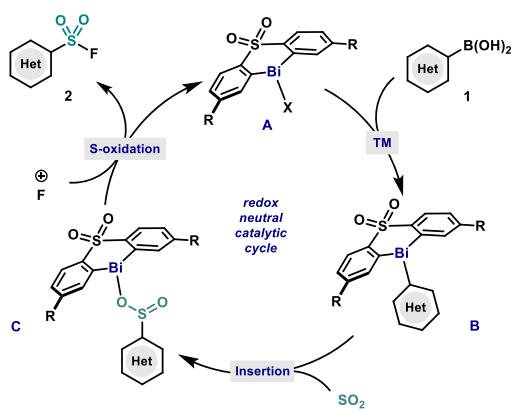
^aInset picture: ORTEP of 7. This compound is a dimer in the unit cell. See SI for details. H atoms are omitted for clarity.

complex,²⁴ and is in agreement with SO₂ insertion at organobismuth(III) complexes.²³ It is worth mentioning that diaryl bismuth sulfinate 7 is also obtained when SO₂ is replaced by DABSO, albeit in lower yields (see Supporting Information). Generally, diarylbismuth benzenesulfonates are prepared via protonolysis of triarylbismuth complexes with arylsulfonic acid.²⁵ Although infrared spectra suggested monodentate O-sulfinate coordination to the bismuth center, no structural confirmation via single crystal XRD has been reported. Therefore, this work provides solid evidence that SO₂ insertion occurs in the Bi(III)–C(sp²)²⁶ affording the monodentate O-sulfinate diarylbismuth compound 7. Although the O-bound structure in 7 is not surprising for bismuth(III) due to its high oxo-philicity,²⁷ it differs from previous crystal structures reported from the SO₂ insertion into Pd–Ph^{10b} and Au–Ph^{10a} bonds, where the S-bound coordination to the metal is obtained in all cases. Encouraged

by these results, we subjected **7** to oxidation with Selectfluor, and **2a** was obtained at both 25 and 70 °C, along with the regeneration of precatalyst **3c** (Scheme 1C). In order to rule out a possible mechanism which would involve a Bi(III) oxidation after the SO₂ insertion step, we subjected diarylbismuth tosylate **8**, which contains a Bi(III) and a S(VI) atom to oxidation with Selectfluor (Scheme 1D). Quantitative recovery of **8** and Selectfluor was observed, indicating no oxidation of Bi(III) species. This result, together with the mild conversion of **7** to **2a** under mild conditions, suggests that Selectfluor reacts preferentially with the S(IV), in agreement with previous fluorination of metal aryl sulfonates (see Supporting Information).^{11–16}

With this mechanistic insight, a plausible mechanism for the conversion of (hetero)aryl boronic acids to their corresponding sulfonyl fluorides is proposed in Scheme 2. Initially,

Scheme 2. Proposed Mechanism: Redox Neutral Bi(III)-Catalyzed Synthesis of (Hetero)Aryl Sulfonyl Fluorides



bismuth complex **A** undergoes transmetalation (TM) with the corresponding (hetero)aryl boronic acid **1**, forming triarylbismuth complex **B**. Consequently, sulfur dioxide undergoes Bi–C bond insertion in **B**, leading to bismuth sulfinate intermediate **C**, which upon oxidation of the S(IV) affords the corresponding aryl sulfonyl fluoride **2** with the concomitant regeneration of **A**.

In summary, a unique Bi(III)-catalyzed conversion of aryl boronic acids to the corresponding (hetero)arylsulfonyl fluorides has been developed. The canonical organometallic steps by which the Bi complex undergoes catalysis have been elucidated and validated. Transmetalation of boronic acid to the bismuth is followed by a SO₂ insertion into a Bi–C bond under mild conditions, attaining the corresponding diarylbismuth sulfinate. This novel catalytic cycle results in good to excellent yields and a wide substrate scope, accommodating challenging heteroaryl boronic acids. The results presented in this study reveal bismuth redox neutral catalysis as a promising tool to perform transformations mimicking the fundamental organometallic steps of transition metal catalysts, thus expanding the palette of opportunities for bismuth catalysis in organic synthesis.

ASSOCIATED CONTENT

Supporting Information

The Supporting Information is available free of charge at <https://pubs.acs.org/doi/10.1021/jacs.1c11463>.

Experimental procedures and analytical data (¹H, ¹³C, and ¹⁹F NMR, HRMS) for new compounds; crystallographic data for compound **7** (PDF)

Accession Codes

CCDC 2118151 contains the supplementary crystallographic data for this paper. These data can be obtained free of charge via www.ccdc.cam.ac.uk/data_request/cif, or by emailing data_request@ccdc.cam.ac.uk, or by contacting The Cambridge Crystallographic Data Centre, 12 Union Road, Cambridge CB2 1EZ, UK; fax: +44 1223 336033.

AUTHOR INFORMATION

Corresponding Author

Josep Cornella – Max-Planck-Institut für Kohlenforschung, Mülheim an der Ruhr 45470, Germany; orcid.org/0000-0003-4152-7098; Email: cornella@kofo.mpg.de

Author

Marc Magre – Max-Planck-Institut für Kohlenforschung, Mülheim an der Ruhr 45470, Germany; orcid.org/0000-0002-5950-4129

Complete contact information is available at: <https://pubs.acs.org/doi/10.1021/jacs.1c11463>

Funding

Open access funded by Max Planck Society.

Notes

The authors declare no competing financial interest.

ACKNOWLEDGMENTS

Financial support for this work was provided by Max-Planck-Gesellschaft, Max-Planck-Institut für Kohlenforschung and Fonds der Chemischen Industrie (FCI-VCI). This project has received funding from European Union's Horizon 2020 research and innovation programme under Agreement No. 850496 (ERC Starting Grant, J.C.). We thank Prof. Dr. A. Fürstner for insightful discussions and generous support. We thank MS, GC and X-ray departments of Max-Planck-Institut für Kohlenforschung for analytic support. We thank Dr. N. Nöthling and Dr. R. Goddard for X-ray crystallographic analysis.

REFERENCES

- (1) (a) Aberlin, M. E.; Bunton, C. A. Spontaneous hydrolysis of sulfonyl fluorides. *J. Org. Chem.* **1970**, *35*, 1825–1828. For a recent review, see: (b) Narayanan, A.; Jones, L. H. Sulfonyl fluorides as privileged warheads in chemical biology. *Chem. Sci.* **2015**, *6*, 2650–2659.
- (2) (a) Grimster, N. P.; Connelly, S.; Baranczak, A.; Dong, J.; Krasnova, L. B.; Sharpless, K. B.; Powers, E. T.; Wilson, I. A.; Kelly, J. W. Aromatic Sulfonyl Fluorides Covalently Kinetically Stabilize Transthyretin to Prevent Amyloidogenesis while Affording a Fluorescent Conjugate. *J. Am. Chem. Soc.* **2013**, *135*, 5656–5668. (b) Zheng, Q.; Woehl, J. L.; Kitamura, S.; Santos-Martins, D.; Smedley, C. J.; Li, G.; Forli, S.; Moses, J. E.; Wolan, D. W.; Sharpless, K. B. SuFEx-enabled, agnostic discovery of covalent inhibitors of human neutrophil elastase. *Proc. Natl. Acad. Sci. U. S. A.* **2019**, *116*, 18808–18814.
- (3) (a) Davies, W.; Dick, J. H. Aromatic sulphonyl fluorides. A convenient method of preparation. *J. Chem. Soc.* **1931**, *0*, 2104–2109. (b) Bianchi, T. A.; Cate, L. A. Phase transfer catalysis. Preparation of aliphatic and aromatic sulfonyl fluorides. *J. Org. Chem.* **1977**, *42*, 2031–2032.

- (4) (a) Dong, J.; Krasnova, L.; Finn, M. G.; Sharpless, K. B. Sulfur(VI) Fluoride Exchange (SuFEx): Another Good Reaction for Click Chemistry. *Angew. Chem., Int. Ed.* **2014**, *53*, 9430–9448. (b) Guo, T.; Meng, G.; Zhan, X.; Yang, Q.; Ma, T.; Xu, L.; Sharpless, K. B.; Dong, J. A New Portal to SuFEx Click Chemistry: A Stable Fluorosulfonyl Imidazolium Salt Emerging as an “F-SO₂” Donor of Unprecedented Reactivity, Selectivity, and Scope. *Angew. Chem., Int. Ed.* **2018**, *57*, 2605–2610.
- (5) For a recent review, see: (a) Barrow, A. S.; Smedley, C. J.; Zheng, Q.; Li, S.; Dong, J.; Moses, J. E. The growing applications of SuFEx click chemistry. *Chem. Soc. Rev.* **2019**, *48*, 4731–4758. (b) Lee, C.; Cook, A. J.; Elisabeth, J. E.; Friede, N. C.; Sammis, G. M.; Ball, N. D. The Emerging Applications of Sulfur(VI) Fluorides in Catalysis. *ACS Catal.* **2021**, *11*, 6578–6589. (c) Chelagha, A.; Louvel, D.; Taponard, A.; Berthelot, R.; Tlili, A. Synthetic Routes to Arylsulfonyl Fluorides. *Catalysts* **2021**, *11*, 830–820. For a recent review on fluorinated sulfoximines, see: (d) Bizet, V.; Kowalczyk, R.; Bolm, C. Fluorinated Sulfoximines: Syntheses, Properties and Applications. *Chem. Soc. Rev.* **2014**, *43*, 2426–2438.
- (6) For stoichiometric reagents, see: (a) Lee, C.; Ball, N. D.; Sammis, G. M. One-pot fluorosulfonylation of Grignard reagents using sulfonyl fluoride. *Chem. Commun.* **2019**, *55*, 14753–14756. (b) Wang, L.; Cornella, J. A Unified Strategy for Arylsulfur(VI) fluorides from Aryl Halides: Access to Ar-SO₂F Compounds. *Angew. Chem.* **2020**, *132*, 23716–23721. For alternative catalytic transformations, see: (c) Laudadio, G.; Bartolomeu, A. A.; Verwijlen, L. M. H. M.; Cao, Y.; de Oliveira, K. T.; Noël, T. Sulfonyl Fluoride Synthesis through Electrochemical Oxidative Coupling of Thiols and Potassium Fluoride. *J. Am. Chem. Soc.* **2019**, *141*, 11832–11836. (d) Nie, X.; Xu, T.; Song, J.; Devaraj, A.; Zhang, B.; Chen, Y.; Liao, S. Radical Fluorosulfonylation: Accessing Alkenyl Sulfonyl Fluorides from Alkenes. *Angew. Chem., Int. Ed.* **2021**, *60*, 3956–3960. (e) Louvel, D.; Chelagha, A.; Rouillon, J.; Payard, P.-A.; Khrouz, L.; Monnerneau, C.; Tlili, A. Metal-Free Visible-Light Synthesis of Arylsulfonyl Fluorides: Scope and Mechanism. *Chem. - Eur. J.* **2021**, *27*, 8704–8708.
- (7) For the synthesis of sulfoximines and derivatives, see: (a) Bizet, V.; Hendriks, C. M. M.; Bolm, C. Sulfur imidations: access to sulfimides and sulfoximines. *Chem. Soc. Rev.* **2015**, *44*, 3378–3390. (b) Okamura, H.; Bolm, C. Rhodium-Catalyzed Imination of Sulfoxides and Sulfides: Efficient Preparation of *N*-Unsubstituted Sulfoximines and Sulfilimines. *Org. Lett.* **2004**, *6* (8), 1305–1307. (c) Mancheño, O. G.; Bolm, C. Iron-Catalyzed Imination of Sulfoxides and Sulfides. *Org. Lett.* **2006**, *8*, 2349–2352. (d) Bizet, V.; Buglioni, L.; Bolm, C. Light-Induced Ruthenium-Catalyzed Nitrene Transfer Reactions: A Photochemical Approach towards *N*-Acyl Sulfimides and Sulfoximines. *Angew. Chem., Int. Ed.* **2014**, *53*, 5639–5642. (e) Davies, T. Q.; Hall, A.; Willis, M. C. One-Pot, Three-Component Sulfonylimidamide Synthesis Exploiting the Sulfonylamine Reagent *N*-Sulfonyltrylamine, TrNSO. *Angew. Chem., Int. Ed.* **2017**, *56*, 14937–14941. (f) Bremerich, M.; Conrads, C. M.; Langlet, T.; Bolm, C. Additions to *N*-Sulfonyl amines as an approach for the metal-free synthesis of sulfonimidamides: *O*-Benzotriazolyl sulfonimidates as activated intermediates. *Angew. Chem., Int. Ed.* **2019**, *58*, 19014–19020. (g) Zhang, Z.-X.; Davies, T. Q.; Willis, M. C. Modular Sulfonylimine Synthesis Using a Stable Sulfonylamine Reagent. *J. Am. Chem. Soc.* **2019**, *141*, 13022–13027.
- (8) Shavnya, A.; Coffey, S. B.; Smith, A. C.; Mascitti, V. Palladium-Catalyzed Sulfonylation of Aryl and Heteroaryl Halides: Direct Access to Sulfones and Sulfonamides. *Org. Lett.* **2013**, *15*, 6226–6229.
- (9) (a) Emmett, E. J.; Hayter, B. R.; Willis, M. C. Palladium-Catalyzed Synthesis of Ammonium Sulfonates from Aryl Halides and a Sulfur Dioxide Surrogate: a Gas- and Reductant-Free Process. *Angew. Chem., Int. Ed.* **2014**, *53*, 10204–10208. (b) Richards-Taylor, C. S.; Blakemore, D. C.; Willis, M. C. One-Pot Three-Component Sulfone Synthesis Exploiting Palladium-Catalyzed Aryl Halide Aminosulfonylation. *Chem. Sci.* **2014**, *5*, 222–228.
- (10) For the conversion of aryl boronic acids to S(VI)-containing compounds, see: (a) Johnson, M. S.; Bagley, S. W.; Mankad, N. P.; Bergman, R. G.; Mascitti, V.; Toste, F. D. Application of Fundamental Organometallic Chemistry to the Development of a Gold-Catalyzed Synthesis of Sulfinate Derivatives. *Angew. Chem., Int. Ed.* **2014**, *53*, 4404–4407. (b) Shavnya, A.; Hesp, K. D.; Mascitti, V.; Smith, A. C. Palladium-Catalyzed Synthesis of (Hetero)Aryl Alkyl Sulfones from (Hetero)Aryl Boronic Acids, Unactivated Alkyl Halides, and Potassium Metabisulfite. *Angew. Chem., Int. Ed.* **2015**, *54*, 13571–13575. (c) Deeming, A. S.; Russell, C. J.; Willis, M. C. Palladium(II)-Catalyzed Synthesis of Sulfonates from Boronic Acids and DABSO: A Redox-Neutral, Phosphine-Free Transformation. *Angew. Chem., Int. Ed.* **2016**, *55*, 747–750. (d) Lo, P. K. T.; Willis, M. C. Nickel(II)-Catalyzed Addition of Aryl and Heteroaryl Boroxines to the Sulfonylamine Reagent TrNSO: The Catalytic Synthesis of Sulfonamides, Sulfonylimidamides and Primary Sulfonamides. *J. Am. Chem. Soc.* **2021**, *143*, 15576–15581.
- (11) Davies, A. T.; Curto, J. M.; Bagley, S. W.; Willis, M. C. One-pot palladium-catalyzed synthesis of sulfonyl fluorides from aryl bromides. *Chem. Sci.* **2017**, *8*, 1233–1237.
- (12) Tribby, A. L.; Rodríguez, I.; Shariffudin, S.; Ball, N. D. Pd-Catalyzed Conversion of Aryl Iodides to Sulfonyl Fluorides Using SO₂ Surrogate DABSO and Selectfluor. *J. Org. Chem.* **2017**, *82*, 2294–2299.
- (13) Lou, T. S.-B.; Bagley, S. W.; Willis, M. C. Cyclic Alkenylsulfonyl Fluorides: Palladium-Catalyzed Synthesis and Functionalization of Compact Multifunctional Reagents. *Angew. Chem., Int. Ed.* **2019**, *58*, 18859–18863.
- (14) Liu, Y.; Yu, D.; Guo, Y.; Xiao, J.-C.; Chen, Q.-Y.; Liu, C. Arenesulfonyl Fluoride Synthesis via Copper-Catalyzed Fluorosulfonylation of Arenediazonium Salts. *Org. Lett.* **2020**, *22*, 2281–2286.
- (15) Chen, Y.; Willis, M. C. Copper(I)-Catalyzed Sulfonylative Suzuki–Miyaura Cross-Coupling. *Chem. Sci.* **2017**, *8*, 3249–3253.
- (16) Lo, P. K. T.; Chen, Y.; Willis, M. C. Nickel(II)-Catalyzed Synthesis of Sulfonates from Aryl and Heteroaryl Boronic Acids and the Sulfur Dioxide Surrogate DABSO. *ACS Catal.* **2019**, *9*, 10668–10673.
- (17) For a review on Bismuth Lewis Acid catalysis, see: (a) Ollevier, T. New trends in bismuth-catalyzed synthetic transformations. *Org. Biomol. Chem.* **2013**, *11*, 2740–2755. For selected examples, see: (b) Diaf, I.; Lemièrre, G.; Duñach, E. Metal-Triflate-Catalyzed Synthesis of Polycyclic Tertiary Alcohols by Cyclization of γ -Allenic Ketones. *Angew. Chem., Int. Ed.* **2014**, *53*, 4177–4180. (c) Kaicharla, T.; Roy, T.; Thangaraj, M.; Gonnade, R. G.; Biju, A. T. Lewis Acid Catalyzed Selective Reactions of Donor–Acceptor Cyclopropanes with 2-Naphthols. *Angew. Chem., Int. Ed.* **2016**, *55*, 10061–10064. (d) Wang, J.; Zhang, Q.; Zhou, B.; Yang, C.; Li, X.; Cheng, J.-P. Bi(III)-Catalyzed Enantioselective Allylation Reactions of Ketimines. *iScience* **2019**, *16*, 511–523. (e) Cai, L.; Pan, Y.-L.; Chen, L.; Cheng, J.-P.; Li, X. Bi(OAc)₃/Chiral Phosphoric Acid Catalyzed Enantioselective Allylation of Seven-Membered Cyclic Imines, Dibenzo[b,f]-[1,4]oxazepines. *Chem. Commun.* **2020**, *56*, 12383–12386. (f) Pan, Y.-L.; Zheng, H.-L.; Wang, J.; Yang, C.; Li, X.; Cheng, J.-P. Enantioselective Allylation of Oxocarbenium Ions Catalyzed by Bi(OAc)₃/Chiral Phosphoric Acid. *ACS Catal.* **2020**, *10*, 8069–8076.
- (18) For a recent perspective on redox Organopnictogens, see: Lipshultz, J. M.; Li, G.; Radosevich, A. T. Main Group Redox Catalysis of Organopnictogens: Vertical Periodic Trends and Emerging Opportunities in Group 15. *J. Am. Chem. Soc.* **2021**, *143*, 1699–1721.
- (19) (a) Wang, F.; Planas, O.; Cornella, J. Bi(I)-Catalyzed Transfer Hydrogenation with Ammonia-Borane. *J. Am. Chem. Soc.* **2019**, *141*, 4235–4240. (b) Pang, Y.; Leutzsch, M.; Nöthling, N.; Cornella, J. Catalytic Activation of N₂O at a Low-Valent Bismuth Redox Platform. *J. Am. Chem. Soc.* **2020**, *142* (46), 19473–19479. (c) Pang, Y.; Leutzsch, M.; Nöthling, N.; Katzenburg, F.; Cornella, J. Catalytic Hydrodefluorination via Oxidative Addition, Ligand Metathesis, and Reductive Elimination at Bi(I)/Bi(III) Centers. *J. Am. Chem. Soc.* **2021**, *143* (32), 12487–12493.
- (20) (a) Schwamm, R. J.; Lein, M.; Coles, M. P.; Fitchett, C. M. Catalytic oxidative coupling promoted by bismuth TEMPOxide

complexes. *Chem. Commun.* **2018**, *54*, 916–919. (b) Ramler, J.; Krummenacher, I.; Lichtenberg, C. Bismuth Compounds in Radical Catalysis: Transition Metal Bis-muthanes Facilitate Thermally Induced Cycloisomerizations. *Angew. Chem., Int. Ed.* **2019**, *58*, 12924–12929. (c) Ramler, J.; Krummenacher, I.; Lichtenberg, C. Well-Defined, Molecular Bismuth Compounds: Catalysts in Photochemically Induced Radical Dehydrocoupling Reactions. *Chem. - Eur. J.* **2020**, *26*, 14551–14555.

(21) (a) Planas, O.; Wang, F.; Leutzsch, M.; Cornella, J. Fluorination of aryl boronic esters enabled by bismuth redox catalysis. *Science* **2020**, *367*, 313–317. (b) Planas, O.; Peciukenas, V.; Cornella, J. Bismuth-Catalyzed Oxidative Coupling of Aryl boronic Acids with Triflate and Nonafate Salts. *J. Am. Chem. Soc.* **2020**, *142*, 11382–11387. (c) Magre, M.; Kuziola, J.; Nöthling, N.; Cornella, J. Dibismuthanes in Catalysis: from Synthesis and Characterization to Redox Behavior Towards Oxidative Cleavage of 1,2-Diols. *Org. Biomol. Chem.* **2021**, *19*, 4922–4929.

(22) Ollevier, T.; Eds. *Bismuth-Mediated Organic Reactions*; Springer: 2012.

(23) For the stoichiometric reaction of trivalent Bi compounds with SO₂, see: (a) Smith, B. C.; Waller, C. B. The ¹H Nuclear Magnetic Resonance Spectra of Some Organobismuth Compounds. *J. Organomet. Chem.* **1971**, *32*, C11–C12. (b) Marset, X.; Torregrosa-Crespo, J.; Martínez-Espinosa, R. M.; Guillena, G.; Ramón, D. J. Multicomponent Synthesis of Sulfonamides from Triarylbi-muthines, Nitro Compounds and Sodium Metabisulfite in Deep Eutectic Solvents. *Green Chem.* **2019**, *21*, 4127–4132. (c) Saavedra, B.; Marset, X.; Guillena, G.; Ramón, D. J. Multicomponent Synthesis of Sulfones and Sulfides from Triarylbi-muthines and Sodium Metabisulfite in Deep Eutectic Solvents. *Eur. J. Org. Chem.* **2020**, *2020*, 3462–3467.

(24) For the stoichiometric reaction of pentavalent Bi compounds with SO₂ to form diaryl sulfones, see: (a) Sharutin, V. V.; Ermoshkin, A. E. Phenylation of Sulfur Dioxide by Pentaphenylbismuth. *Izvestiya Akademii Nauk SSSR, Seriya Khimicheskaya* **1987**, *11*, 2598–2599. (b) Zhao, F.; Wu, X.-F. Sulfonylation of Bismuth Reagents with Sulfinates or SO₂ through Bi^{III}/Bi^V Intermediates. *Organometallics* **2021**, *40*, 2400–2404. For the stoichiometric reaction of pentavalent Bi compounds with sulfonic acids to form diaryl sulfones, see: (c) Barton, D. H. R.; Blazejewski, J.-C.; Charpiot, B.; Motherwell, W. B. Tetraphenylbismuth Monotrifluoroacetate: a New Reagent for Regioselective Aryl Ether Formation. *J. Chem. Soc., Chem. Commun.* **1981**, 503–504. (d) Reference 24b.

(25) (a) Suzuki, H.; Matano, V.; Eds. *Organobismuth Chemistry. Ch.2 Organobismuth(III) compounds*; Elsevier: 2001. (b) Deacon, G. B.; Fallon, G. D.; Felder, P. W. The Formation of Bismuth-Carbon Bonds by Sulphur Dioxide Elimination. *J. Organomet. Chem.* **1971**, *26*, C10–C12. (c) Deacon, G. B.; Fallon, G. D. Preparations, Sulphinate Coordination and Thermal Decomposition of Some Bismuth Triarenesulphinates. *Aust. J. Chem.* **1972**, *25*, 2107–2115.

(26) For examples of Bimediated small molecules activation, see: (a) Yin, S.-F.; Maruyama, J.; Yamashita, T.; Shimada, S. Efficient Fixation of Carbon Dioxide by Hypervalent Organobismuth Oxide, Hydroxide, and Alkoxide. *Angew. Chem., Int. Ed.* **2008**, *47*, 6590–6593. (b) Breunig, H. J.; Königsmann, L.; Lork, E.; Nema, M.; Philipp, N.; Silvestru, C.; Soran, A.; Varga, R. A.; Wagner, R. Hypervalent organobismuth(III) carbonate, chalcogenides and halides with the pendant arm ligands 2-(Me₂NCH₂)C₆H₄ and 2,6-(Me₂NCH₂)₂C₆H₃. *Dalton Trans.* **2008**, 1831–1842. (c) Kindra, D. R.; Casely, I. J.; Fieser, M. E.; Ziller, J. W.; Furche, F.; Evans, W. J. Insertion of CO₂ and COS into Bi–C Bonds: Reactivity of a Bismuth NCN Pincer Complex of an Oxyaryl Dianionic Ligand, [2,6-(Me₂NCH₂)₂C₆H₃]Bi(C₆H₂tBu₂O). *J. Am. Chem. Soc.* **2013**, *135*, 7777–7787. (d) Kindra, D. R.; Casely, I. J.; Ziller, J. W.; Evans, W. J. Nitric Oxide Insertion Reactivity with the Bismuth–Carbon Bond: Formation of the Oximate Anion, [ON = (C₆H₂tBu₂O)][−], from the Oxyaryl Dianion, (C₆H₂tBu₂O)₂[−]. *Chem. - Eur. J.* **2014**, *20*, 15242–15247. (e) Lu, W.; Hu, H.; Li, Y.; Ganguly, R.; Kinjo, R. Isolation of 1,2,4,3-Triazaborol-3-yl-metal (Li, Mg, Al, Au, Zn, Sb, Bi) Derivatives and Reactivity toward CO and Isonitriles. *J. Am. Chem. Soc.* **2016**,

138, 6650–6661. (f) Ramler, J.; Poater, J.; Hirsch, F.; Ritschel, B.; Fischer, I.; Bickelhaupt, F. M.; Lichtenberg, C. Carbon monoxide insertion at a heavy p-block element: unprecedented formation of a cationic bismuth carbamoyl. *Chem. Sci.* **2019**, *10*, 4169–4176.

(27) (a) Strimb, G.; Pöllnitz, A.; Rat, C. I.; Silvestru, C. A General Route to Monoorganopnicogen(III) (M = Sb, Bi) Compounds with a Pincer (N,C,N) Group and Oxo Ligands. *Dalton Trans.* **2015**, *44*, 9927–9942. (b) Reference 20a.