

Review Article

Research Progress on Chemical Constituents of *Lonicerae japonicae flos*

Lingna Wang,¹ Qiu Jiang,² Jinghong Hu,¹ Yongqing Zhang,¹ and Jia Li¹

¹School of Pharmacy, Shandong University of Traditional Chinese Medicine, Jinan 250355, China

²Shiyuan Centers for Disease Control and Prevention, Shiyuan 442012, China

Correspondence should be addressed to Yongqing Zhang; zyq622003@126.com

Received 20 January 2016; Revised 6 May 2016; Accepted 10 May 2016

Academic Editor: Adair Santos

Copyright © 2016 Lingna Wang et al. This is an open access article distributed under the Creative Commons Attribution License, which permits unrestricted use, distribution, and reproduction in any medium, provided the original work is properly cited.

Lonicerae japonicae flos is commonly used in traditional Chinese medicine for thousands of years with confirmed curative effects. Except for medicine, it is also used in healthy food, cosmetics, and soft beverages for its specific activities. Therefore, the chemical constituents, mainly including organic acids, flavonoids, iridoids, triterpenoids, and volatile oils, have been well studied by many scholars in recent years and a comprehensive and systematic review on chemical constituents of *Lonicerae japonicae flos* is indispensable. This paper aims at reviewing the chemical components of LJF in recent years through searching for the literatures both at home and abroad. Our results show that 212 components have been isolated from *Lonicerae japonicae flos*, including 27 flavonoids, 40 organic acids, 83 iridoids, 17 triterpenoids, and 45 other compounds, which could lay a foundation for the further application of *Lonicerae japonicae flos*.

1. Introduction

Lonicerae japonicae flos (LJF, also Jinyinhua in Chinese), coming from the dried buds of *Lonicera japonica* Thunb., has been widely used in traditional Chinese medicine (TCM) for several thousands of years due to its heat-clearing and detoxifying properties. In clinical practice, more than 500 prescriptions including LJF have been used to treat various diseases [1]. Pharmacological studies show that LJF possessed various actions, such as anti-inflammatory, antiviral, antidiabetic, antiallergic, and antioxidants [2–5], and could be used to treat many viral diseases, such as SARS and H7N9 virus and infections [6–9]. In addition, it is also used as healthy food, cosmetics, soft beverages, and ornamental groundcover, for its specific activities [10–13]. Therefore, many scholars inside and outside have drawn great attention on LJF in recent years and they have isolated a lot of chemical components from LJF, such as organic acids, flavones, iridoids, triterpenoids, and volatile oils [14], which have been reported as the active constituents with some potential pharmacological effects. Therefore, a comprehensive and systematic review on chemical constituents of LJF is indispensable.

Taking the abovementioned consideration, this paper comprehensively reviews chemical constituents of the dried flower buds of *Lonicera japonica* Thunb., in order to lay a foundation for the further study of LJF.

2. Constituents

More than 212 compounds have been isolated and identified from LJF so far, including organic acids, flavonoids, iridoids, triterpenoids, and volatile oils, which are the material basis of *Lonicerae japonicae flos*'s pharmacological effects and constitute the primary effective substances. Beyond that, other groups of compounds were also reported.

2.1. Flavonoids. Up to now, 27 flavonoids have been isolated from LJF, mainly including quercetin (1), rutin (2), luteolin-7-O- β -D-glucopyranoside (3), kaempferol-3-O- β -D-glucopyranoside (4), apigenin-7-O- α -L-rhamnopyranoside (5), chrysoeriol-7-O- β -D-glucopyranosyl (6), luteolin-3'-L-rhamnoside (7), luteolin (8), flavoyadorinin-B (9), rhoifolin (10), quercetin-3-O- β -D-glucopyranoside (11), 3'-methoxy luteolin (12), 5,3'-dimethoxy luteolin (13), luteolin-5-O- β -D-

TABLE 1: The structures of compounds (1)–(27) isolated from LJF.

Comp. number	Substitutional groups								References
	1	2	3	4	5	6	7	8	
(1)	OH	OH	H	OH	H	OH	OH	H	[25]
(2)	O-glc-rha	OH	H	OH	H	OH	OH	H	[25]
(3)	H	OH	H	O-glc	H	OH	OH	H	[25]
(4)	O-glc	OH	H	OH	H	H	OH	H	[19, 25]
(5)	H	OH	H	O-rha	H	H	OH	H	[19]
(6)	H	OH	H	O-glc	H	OCH ₃	OH	H	[19]
(7)	H	OH	H	OH	H	O-rha	OH	H	[19]
(8)	H	OH	H	OH	H	OH	OH	H	[58]
(9)	H	H	H	OCH ₃	H	O-glc	OCH ₃	H	[26]
(10)	H	OH	H	O-rha-glc	H	H	OH	H	[26]
(11)	O-glc	OH	H	OH	H	OH	OH	H	[26]
(12)	H	OH	H	OH	H	OCH ₃	OH	H	[20]
(13)	H	OCH ₃	H	OH	H	OCH ₃	OH	H	[20]
(14)	H	O-glc	H	OH	H	OH	OH	H	[20]
(15)	H	OH	H	OH	H	H	OH	H	[20]
(16)	O-glc	OH	H	OH	H	OCH ₃	OH	H	[59]
(17)	O-gal	OH	H	OH	H	OH	OH	H	[59]
(18)	OH	OH	H	O-glc	H	OH	OH	H	[60]
(19)	O-glc-rha	OH	H	OH	H	H	OH	H	[28]
(20)	O-glc-rha	OH	H	OH	H	OCH ₃	OH	H	[28]
(21)	H	OH	H	OCH ₃	H	OCH ₃	OCH ₃	H	[15]
(22)	H	OH	OCH ₃	OCH ₃	OCH ₃	H	OCH ₃	H	[18]
(23)	H	OH	H	OCH ₃	H	OCH ₃	OCH ₃	OCH ₃	[61]
(24)	H	OH	H	OCH ₃	H	H	OCH ₃	H	[61]
(25)	H	OH	H	O-rha-glc	H	OH	OH	H	[61]
(26)	H	OCH ₃	H	OCH ₃	H	OCH ₃	OCH ₃	OCH ₃	[62]
(27)	H	OH	H	O-glc	H	OCH ₃	OH	OCH ₃	[45]

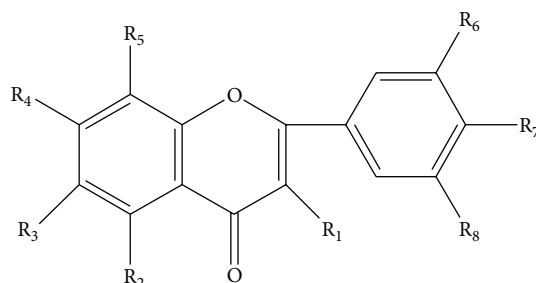


FIGURE 1: Skeleton of flavonoids.

glucopyranoside (14), apigenin (15), isorhamnetin-3-O- β -D-glucopyranoside (16), hyperoside (17), quercetin-7-O- β -D-glucopyranoside (18), kaempferol-3-O- β -D-rutinoside (19), isorhamnetin-3-O- β -D-rutinoside (20), 5-hydroxyl-3',4',7-trimethoxy flavone (21), 5-hydroxyl-6,7,8,4'-tetramethoxy flavone (22), corymbosin (23), 5-hydroxyl-7,4'-dimethoxy flavone (24), lonicerin (25), 5,7,3',4',5'-pentamethoxy flavone (26), and 5,4'-dihydroxy-3',5'-dimethoxy-7- β -D-glucopyranosyl flavone (27). The structures of 27 flavonoids have been given in Figure 1 and Table 1.

2.2. Organic Acids. Just like many other herbs, LJF is also a rich source of organic acids, and until now, more than 40 organic acids (28–67) have been isolated from LJF, the structures of which are shown in Figure 2. The organic acids mainly include myristic acid (28), palmitic acid (29) [15], 2(E)-3-ethoxy acrylic acid (30) [16, 17], ethyl laurate (31), protocatechuic acid (32) [18], abscisic acid (33) [19], 3-(3, 4-dihydroxyphenyl) propionic acid (34) [20], caffeic acid (35), ferulic acid (36) [11], caffeic acid methyl ester (37) [20], methyl 4-O- β -D-glucopyranosyl caffeate (38) [21],

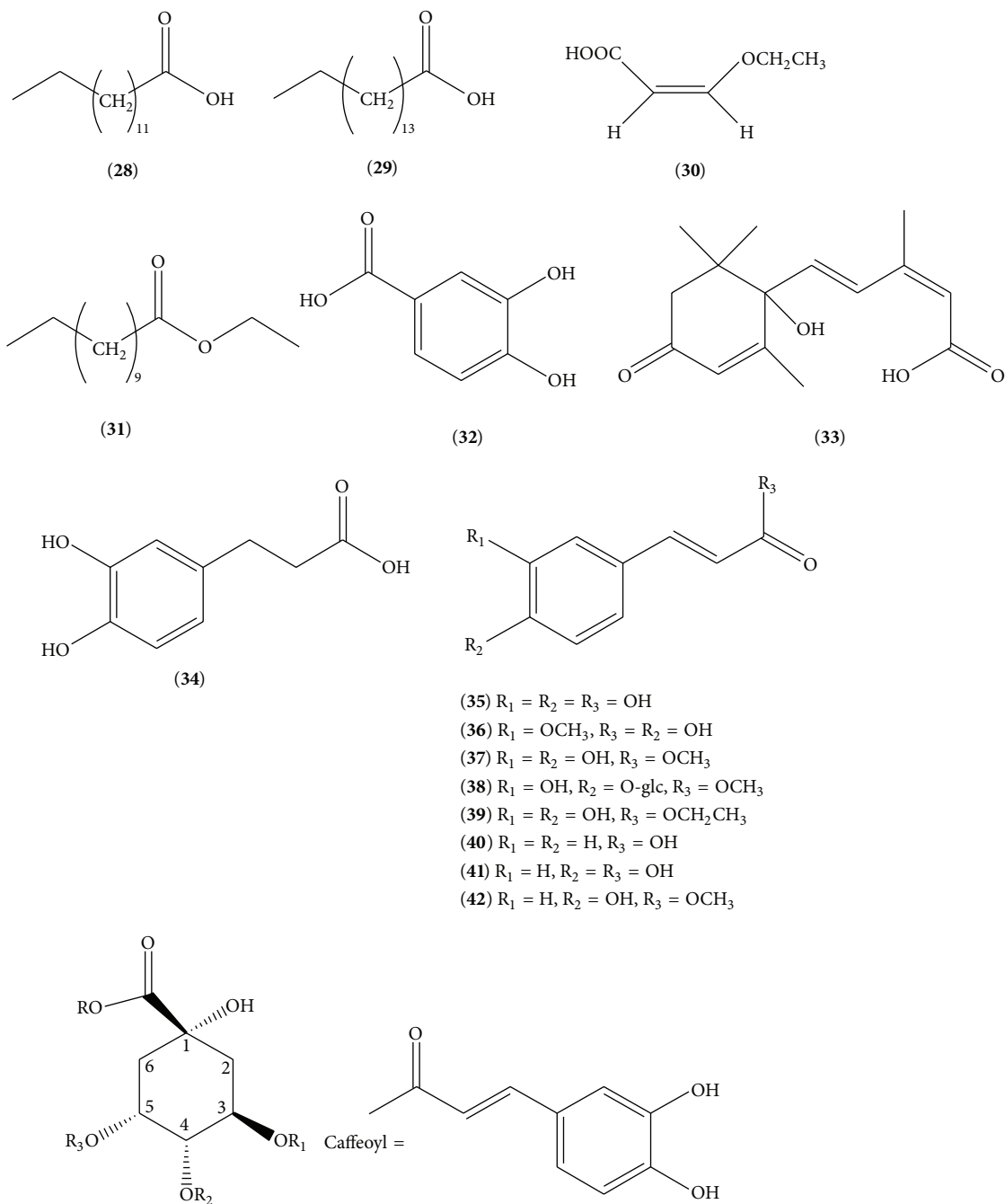
caffeic acid ethyl ester (**39**) [18], cinnamic acid (**40**) [22], 4-hydroxycinnamic acid (**41**), and methyl 4-hydroxycinnamate (**42**) [20]. About 20 caffeic acid derivatives are isolated from LJF extract, including 1-O-caffeoylquinic acid (**43**) [23], 3-O-caffeoylquinic acid (**44**) [24], 4-O-caffeoylquinic acid (**45**), 5-O-caffeoylquinic acid (**46**) [25], 3-O-caffeoylquinic acid methyl ester (**47**), 3-O-caffeoylquinic acid ethyl ester (**48**) [26, 27], 3-O-caffeoylquinic acid butyl ester (**49**) [28], 4-O-caffeoylquinic acid methyl ester (**50**) [21], 5-O-caffeoylquinic acid butyl ester (**51**), 5-O-caffeoylquinic acid methyl ester (**52**), 3,5-O-dicaffeoylquinic acid (**53**), 3,4-O-dicaffeoylquinic acid (**54**), 4,5-O-dicaffeoylquinic acid (**55**), 3,5-O-dicaffeoylquinic acid methyl ester (**56**) [26, 27], 3,5-O-dicaffeoylquinic acid butyl ester (**57**) [29], 3,5-O-dicaffeoylquinic acid ethyl ester (**58**), 3,4-O-dicaffeoylquinic acid methyl ester (**59**), 3,4-O-dicaffeoylquinic acid ethyl ester (**60**), 4,5-O-dicaffeoylquinic acid methyl ester (**61**) [30], and 3,4,5-O-tricaffeoylquinic acid (**62**) [27]. In addition, some special organic acids, such as vanillic acid, 4-O- β -D-(6-O-benzoylglucopyranoside) (**63**) [26], (-)-4-O-(4-O- β -D-glucopyranosylcaffeoyl) quinic acid (**64**), (-)-3-O-(4-O- β -D-glucopyranosylcaffeoyl) quinic acid (**65**), (-)-5-O-(4-O- β -D-glucopyranosylcaffeoyl) quinic acid (**66**) [31], and dichlorogelignate (**67**) [21], have been obtained.

2.3. Iridoids. Iridoids are the most abundant compounds in LJF. Thus far, more than 83 iridoids have been isolated from LJF, which can be classified into three classes: iridoid glucosides, secoiridoid glycosides, and N-contained iridoid glycosides. Among them, six iridoid glucosides, such as loganin (**68**), 8-epiloganin (**69**), loganic acid (**70**), 8-epiloganic acid (**71**), and ketologanin (**72**) [32], have been isolated from LJF. Meanwhile, 47 secoiridoid glycosides (**73–117**) also are identified from LJF, including secologanin (**73**), secologanoside (**74**), secoxyloganin (**75**) [19], secologanin dimethyl acetal (**76**) [32], secologanoside-7-methyl ester (**77**) [33], secologanic acid (**78**), sweroside (**79**), 7-O-ethylsweroside (**80**), vogeloside (**81**), 7-epi-vogeloside (**82**) [25], secoxyloganin-7-butyl ester (**83**) [34], kingside (**84**) [21], 8-epikingside (**85**) [32], 7 α -morroneiside (**86**), 7 β -morroneiside (**87**) [21], dehydromorroneiside (**88**) [35], 7-hydroxy-methyl-vogeloside (**89**) [17], (Z)-aldosecologanin (**90**), (E)-aldosecologanin (**91**) [32], loniaceticiridoside (**92**), lonimalondialiridoside (**93**) [36], 6'-O-acetylvogeloside (**94**), 6'-O-acetylsecoxyloganin (**95**) [22], loniceracetalide A (**96**), loniceracetalide B (**97**) [33], adinoside A (**98**), stryposin (**99**) [19], secologanoside A (**100**) [37], dimethyl secologanoside (**101**) [38], loniphenyruviridoside A~D (**102–105**) [39], centaurosides (**106**) [23], loniceranan A (**107**), loniceranan B (**108**), loniceranan C (**109**), ethyl secologanoside (**110**), demethylsecologanol (**111**), harpagide (**112**), harpagoside (**113**), 6''-O- β -glucopyranosylharpagide (**114**), (7 β)-7-O-methyl morroneiside (**115**) [32], lonicerjaponin A (**116**), and lonicerjaponin B (**117**) [40]. 33 N-contained iridoid glycosides (**118–150**) have been isolated from LJF in recent years, including serinosecologanin (**118**), threoninosecologanin (**119**) [41], lonijaponinicotinosides A (**120**), lonijaponinicotinosides B (**121**) [42], lonijapopsinoside A (**122**), L-phenylalaninosecologanin

B (**123**), L-phenylalaninosecologanin C (**124**), and dehydroprolinoylloganin A (**125**) [30]. In 2013, Kashiwada et al. isolated two conjugates with a nicotinic acid derivative (**126–127**) [40]. Additionally, in 2008, Song et al. isolated three pyridinium alkaloid-coupled secoiridoids from an aqueous extract of the flower buds of *Lonicera japonica*, lonijapopsides A–C (**128–130**) [43]. In 2011, Yu et al. isolated lonijapopsides D–N (**131–141**) [39] and, in 2013, Yu et al. obtained lonijapopsides O–W (**142–150**) from an aqueous extract of the flower buds of *Lonicera japonica* Thunb. [44]. The structures of 83 iridoids are listed in Figure 3.

2.4. Triterpenoids. 17 triterpenoids are found from LJF and their structures are listed in Figures 4 and 5 and Table 2, mainly including limonin (**151**) [45], ursolic acid (**152**) [22], and oleanolic acid triterpenoid saponins (**153–156**) and hederagenin triterpenoid saponins (**157–167**). Oleanolic acid triterpenoid saponins include oleanolic acid (**153**), 3-O- β -D-glucopyranosyl-(1 \rightarrow 2)- α -L-arabinopyranosyl oleanolic acid-28-O- β -D-glucopyranosyl-(1 \rightarrow 6)- β -D-glucopyranoside (**154**), oleanolic acid 28-O- α -L-rhamnopyranosyl-(1 \rightarrow 2)-[β -D-xylopyranosyl(1 \rightarrow 6)]- β -D-glucopyranosyl ester (**155**), loniceroid E (**156**), hederagenin 3-O- α -L-arabinopyranoside (**157**), loniceroid D (**158**), loniceroid A (**159**), loniceroid B (**160**), loniceroid C (**161**), 3-O- β -D-glucopyranosyl(1 \rightarrow 4)- β -D-glucopyranosyl(1 \rightarrow 3)- α -L-rhamnopyranosyl(1 \rightarrow 2)- α -L-arabinopyranosyl-hederagenin-28-O- β -D-glucopyranosyl(1 \rightarrow 6)- β -D-glucopyranosyl ester (**162**), hederagenin-3-O- α -L-rhamnopyranosyl(1 \rightarrow 2)- α -L-arabinopyranoside (**163**), 3-O- α -L-rhamnopyranosyl(1 \rightarrow 2)- α -L-arabinopyranosyl-hederagenin-28-O- β -D-xylopyranosyl(1 \rightarrow 6)- β -D-glucopyranosyl ester (**164**), 3-O- α -L-rhamnopyranosyl(1 \rightarrow 2)- α -L-arabinopyranosyl-hederagenin-28-O- β -D-glucopyranosyl(1 \rightarrow 6)- β -D-glucopyranosyl ester (**165**), 3-O- α -L-rhamnopyranosyl(1 \rightarrow 2)- α -L-arabinopyranosyl-hederagenin-28-O- β -D-rhamnopyranosyl(1 \rightarrow 2)-[β -D-xylopyranosyl(1 \rightarrow 6)]- β -D-glucopyranosyl ester (**166**), and 3-O- β -D-glucopyranosyl(1 \rightarrow 3)- α -L-rhamnopyranosyl(1 \rightarrow 2)- α -L-arabinopyranosyl-hederagenin-28-O- β -D-glucopyranosyl(1 \rightarrow 6)- β -D-glucopyranosyl ester (**167**).

2.5. Volatile Oils. Volatile oils, one of the important effective constituents of LJF, play a significant role on the pharmacological effects, which are also used in cosmetics, spices, and other industries. There are some differences of volatile oils components between different groups and different germplasms, mainly including alkylation, alcohol, alkene, and ketone. Du et al. [46] identified 35 volatile constituents in LJF from Guangxi Zhuang Autonomous Region, mainly including methyl linolenate, n-hexadecanoic acid, and ϵ -muurolene, and 18 volatile constituents in LJF from Hunan province, mainly including n-hexadecanoic acid, linoleic acid, and α -curcumene. Yang and Zhao [47] identified 49 volatile constituents in LJF from Ningxia province; three major components are linalool (13.59%), carvacrol (7.67%), and dibutyl phthalate (7.54%). Guan et al. [48] investigated the chemical constituents of essential oil in the fresh and dried buds of LJF “Jiu Feng 1,” and 44 volatile constituents were identified from the fresh buds, mainly including



(43) $\text{R} = \text{caffeoyl}, \text{R}_1 = \text{R}_2 = \text{R}_3 = \text{H}$

(44) $\text{R}_1 = \text{caffeoyl}, \text{R} = \text{R}_2 = \text{R}_3 = \text{H}$

(45) $\text{R}_2 = \text{caffeoyl}, \text{R} = \text{R}_1 = \text{R}_3 = \text{H}$

(46) $\text{R}_3 = \text{caffeoyl}, \text{R} = \text{R}_1 = \text{R}_2 = \text{H}$

(47) $\text{R}_1 = \text{caffeoyl}, \text{R}_2 = \text{R}_3 = \text{H}, \text{R} = \text{CH}_3$

(48) $\text{R}_1 = \text{caffeoyl}, \text{R}_2 = \text{R}_3 = \text{H}, \text{R} = \text{CH}_2\text{CH}_3$

(49) $\text{R}_1 = \text{caffeoyl}, \text{R}_2 = \text{R}_3 = \text{H}, \text{R} = \text{CH}_2\text{CH}_2\text{CH}_2\text{CH}_3$

(50) $\text{R}_2 = \text{caffeoyl}, \text{R}_1 = \text{R}_3 = \text{H}, \text{R} = \text{CH}_3$

(51) $\text{R}_3 = \text{caffeoyl}, \text{R}_1 = \text{R}_2 = \text{H}, \text{R} = \text{CH}_2\text{CH}_2\text{CH}_2\text{CH}_3$

(52) $\text{R}_3 = \text{caffeoyl}, \text{R}_1 = \text{R}_2 = \text{H}, \text{R} = \text{CH}_3$

(53) $\text{R}_1 = \text{R}_3 = \text{caffeoyl}, \text{R} = \text{R}_2 = \text{H}$

(54) $\text{R}_1 = \text{R}_2 = \text{caffeoyl}, \text{R} = \text{R}_3 = \text{H}$

(55) $\text{R}_2 = \text{R}_3 = \text{caffeoyl}, \text{R} = \text{R}_1 = \text{H}$

(56) $\text{R}_1 = \text{R}_3 = \text{caffeoyl}, \text{R} = \text{CH}_3, \text{R}_2 = \text{H}$

(57) $\text{R}_1 = \text{R}_3 = \text{caffeoyl}, \text{R} = \text{CH}_2\text{CH}_2\text{CH}_2\text{CH}_3, \text{R}_2 = \text{H}$

(58) $\text{R}_1 = \text{R}_3 = \text{caffeoyl}, \text{R} = \text{CH}_2\text{CH}_3, \text{R}_2 = \text{H}$

(59) $\text{R}_1 = \text{R}_2 = \text{caffeoyl}, \text{R} = \text{CH}_3, \text{R}_3 = \text{H}$

(60) $\text{R}_1 = \text{R}_2 = \text{caffeoyl}, \text{R} = \text{CH}_2\text{CH}_3, \text{R}_3 = \text{H}$

(61) $\text{R}_2 = \text{R}_3 = \text{caffeoyl}, \text{R} = \text{CH}_3, \text{R}_1 = \text{H}$

(62) $\text{R}_1 = \text{R}_2 = \text{R}_3 = \text{caffeoyl}, \text{R} = \text{CH}_3$

FIGURE 2: Continued.

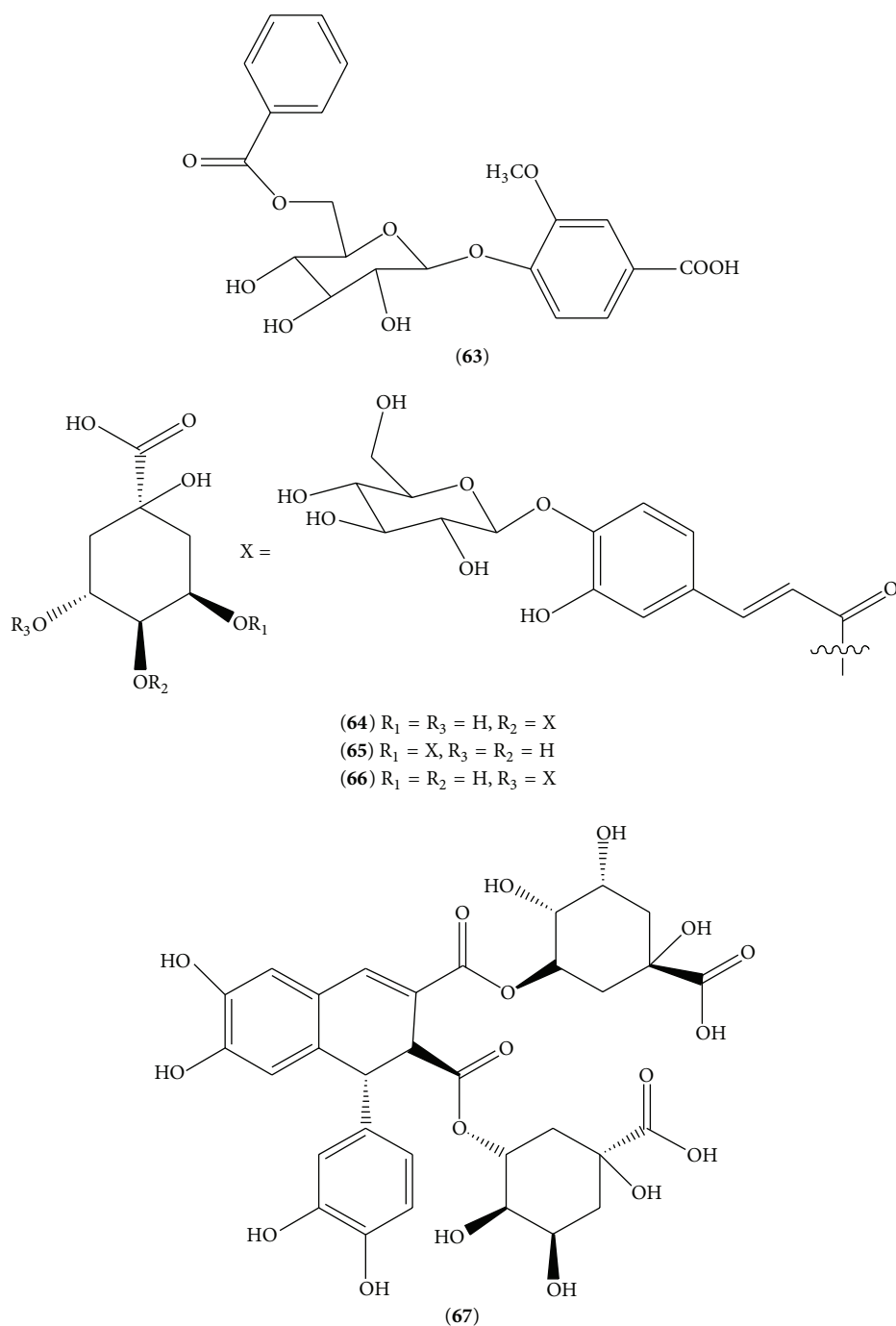


FIGURE 2: The structures of 40 organic acids (28)–(67).

lower boiling point chemical compounds, such as linalool (5.21%), farnesol (2.60%), ascorbyl dipalmitate (9.49%), and nonacosane (17.38%), and 49 volatile constituents from the dried buds, mainly including higher boiling point chemical compounds, such as methyl hexadecanoate (13.99%) and methyl linolenate (9.20%). This may be chemical constituent changes from fresh buds and dried buds caused by different natural drying process. In addition, methods of extraction can also affect the class and content of the volatile oils. Du et al. [49] extracted volatile oils from LJF using steam

distillation and fresh flowers homogenate extraction, respectively, and then extracted by diethyl ether and analyzed constituents by GC-MS. Results show that volatile oils extracted by fresh flowers homogenate extraction mainly include benzenepropanal (12.4%), ethylbenzene (8.58%), benzaldehyde (8.04%), linalool oxide trans (4.72%), and isophytol (2.94%), and volatile oils extracted by steam distillation mainly include cyclohexanol (8.06%), oxalic acid, cyclohexyl isobutyl ester (3.45%), cyclohexane-cyclopentylmethyl (18.35%), n-hexadecanoic acid (12.56%), and

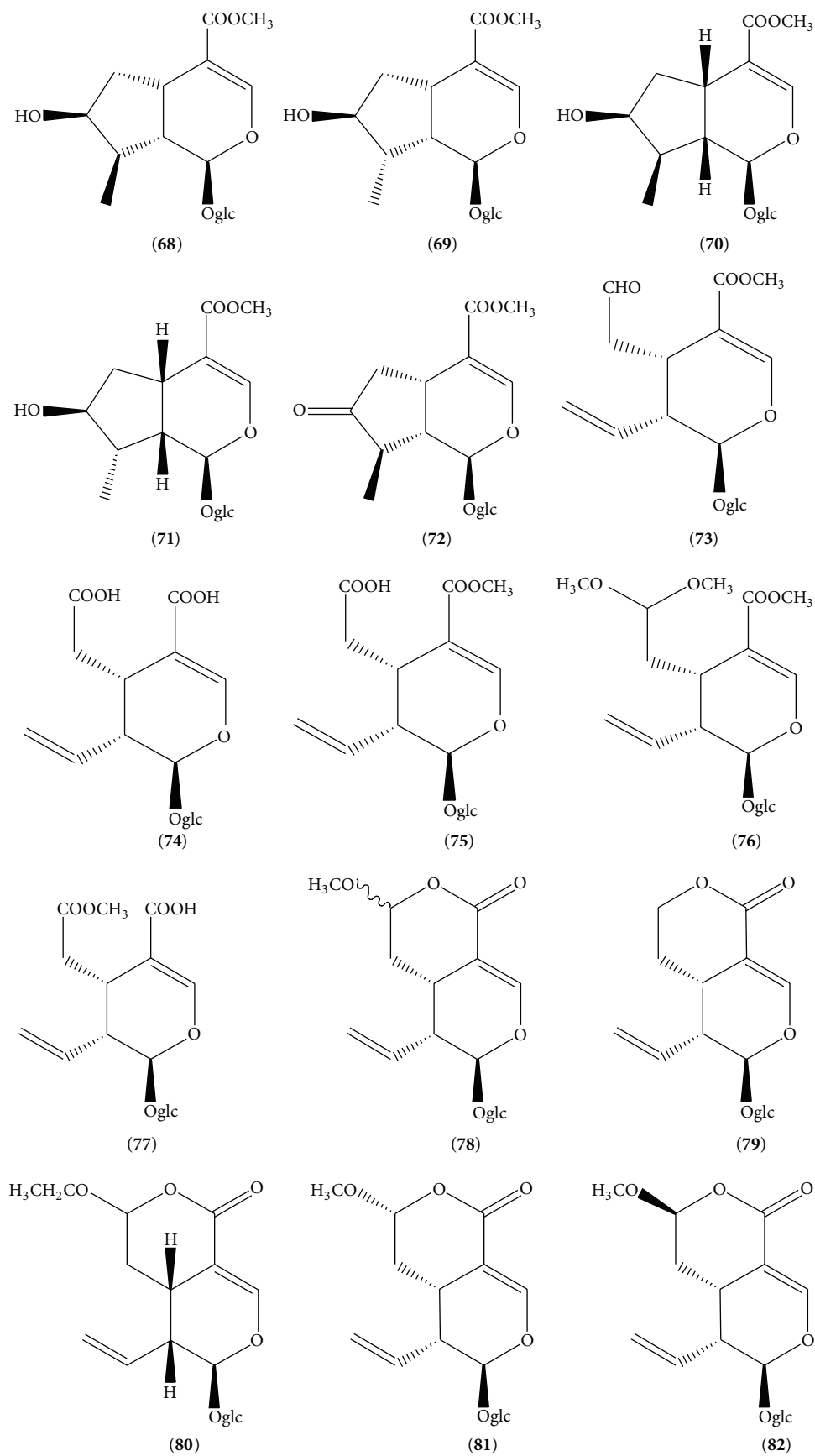


FIGURE 3: Continued.

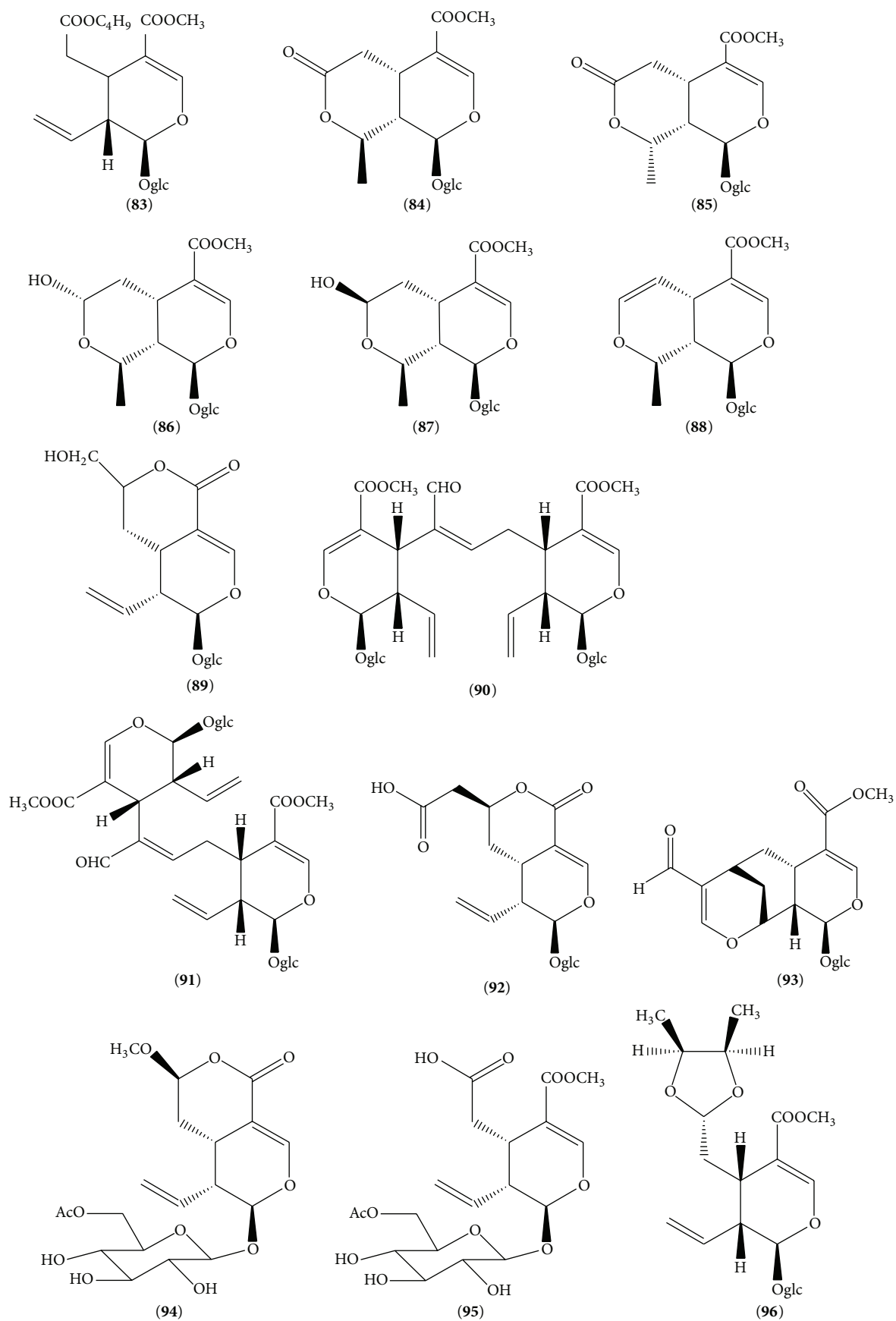


FIGURE 3: Continued.

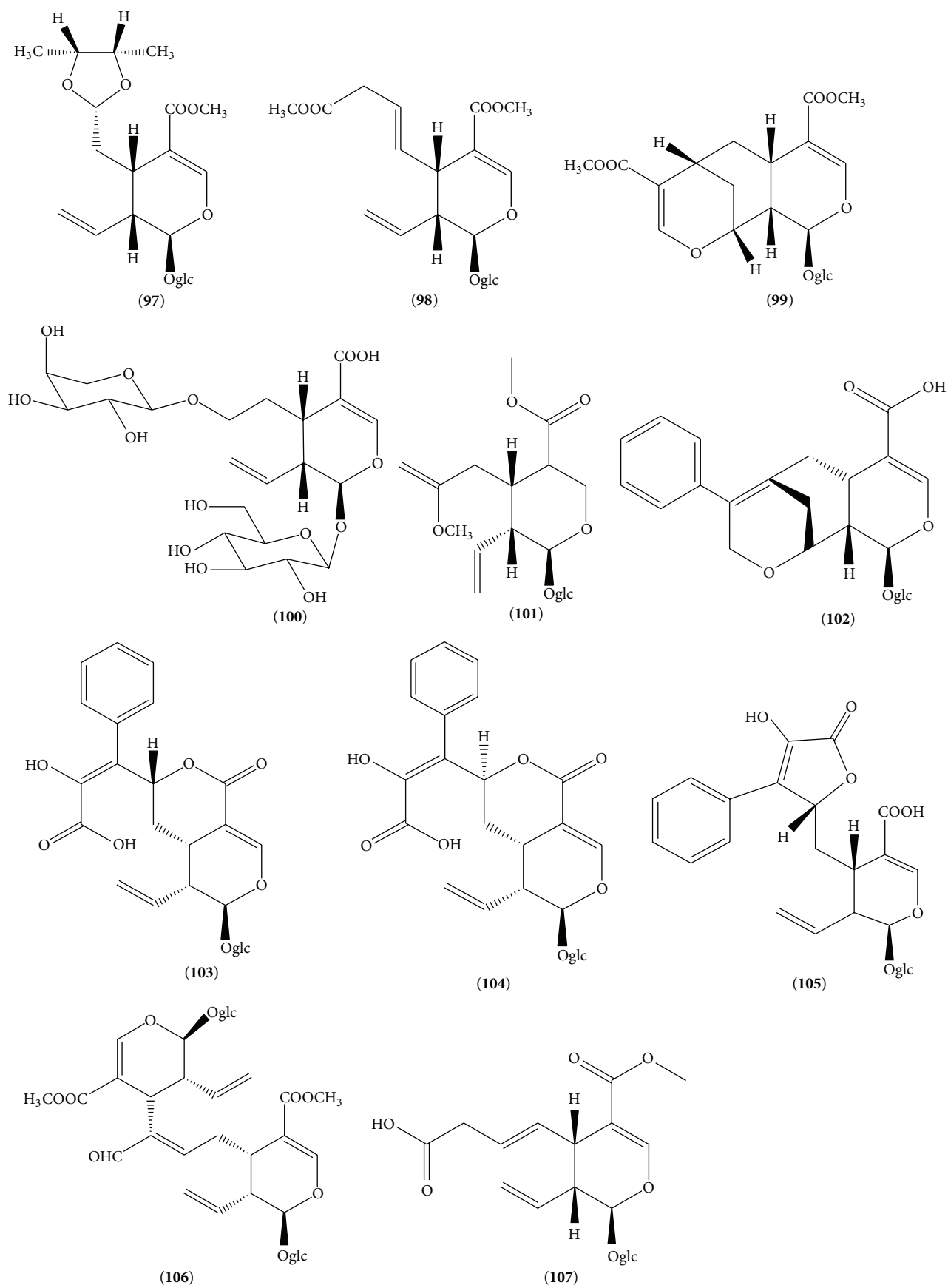
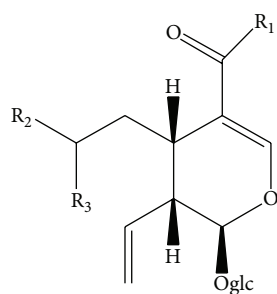


FIGURE 3: Continued.

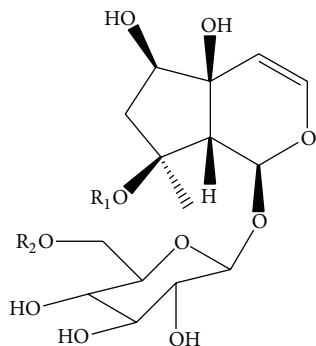


(108) R₁ = OH, R₂ = OCH₂CH₃, R₃ = OXO

(109) R₁ = OCH₃, R₂ = OCH₂CH₃, R₃ = OXO

(110) R₁ = OCH₂CH₃, R₂ = OH, R₃ = OXO

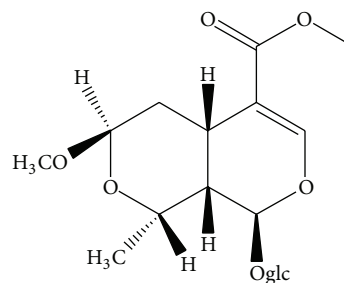
(111) R₁ = R₂ = OH, R₃ = H



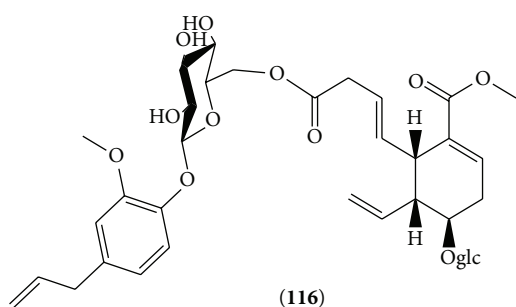
(112) R₁ = R₂ = H

(113) R₁ = cinnamoyl, R₂ = H

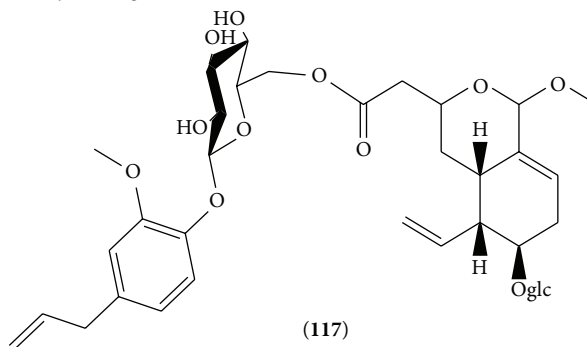
(114) R₁ = cinnamoyl, R₂ = glc



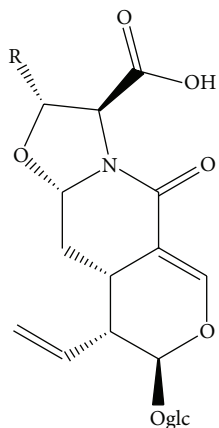
(115)



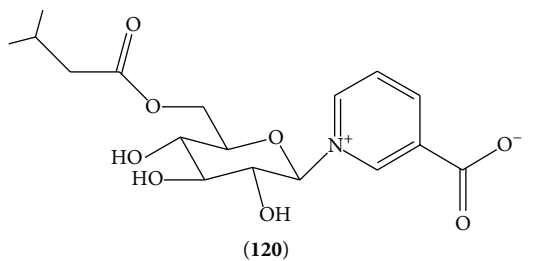
(116)



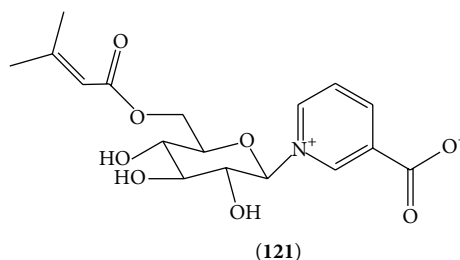
(117)



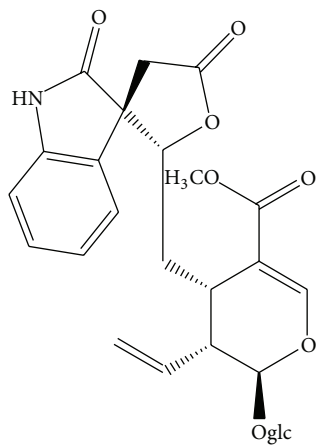
(118) R = H (119) R = CH₃



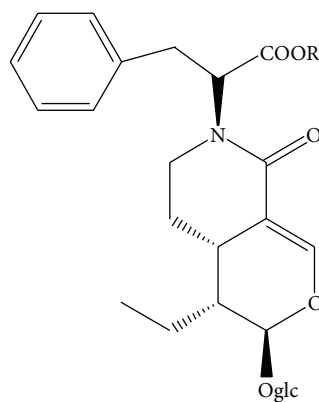
(120)



(121)

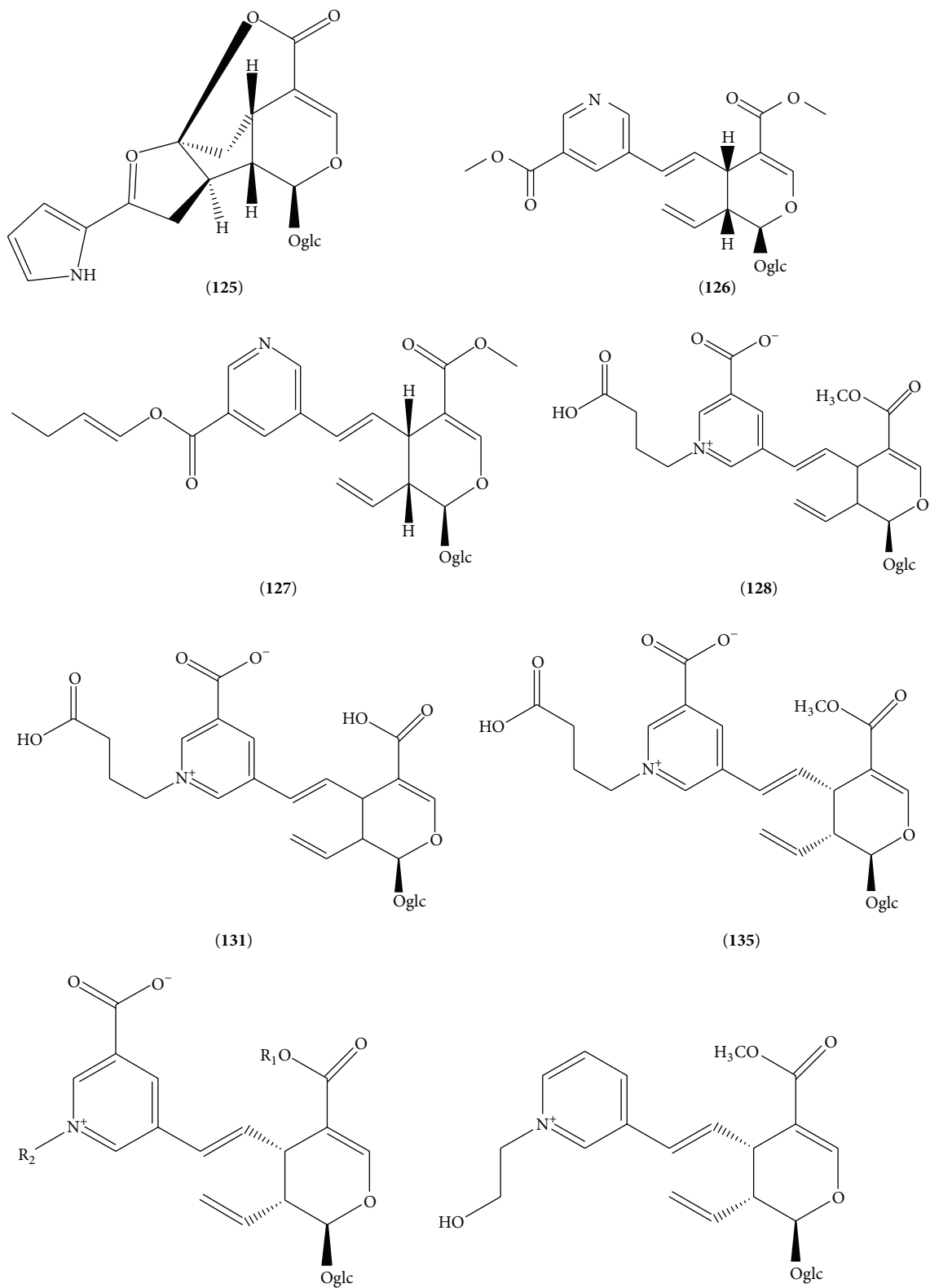


(122)



(123) R = H (124) R = CH₃

FIGURE 3: Continued.



(129) $R_1 = \text{CH}_3$, $R_2 = \text{CH}_2\text{CH}_2\text{OH}$

(130) $R_1 = \text{H}$, $R_2 = \text{CH}_2\text{CH}_2\text{OH}$

(132) $R_1 = \text{CH}_3$, $R_2 = \text{CH}_2\text{CH}_3$

(133) $R_1 = \text{H}$, $R_2 = \text{CH}_2\text{CH}_3$

FIGURE 3: Continued.

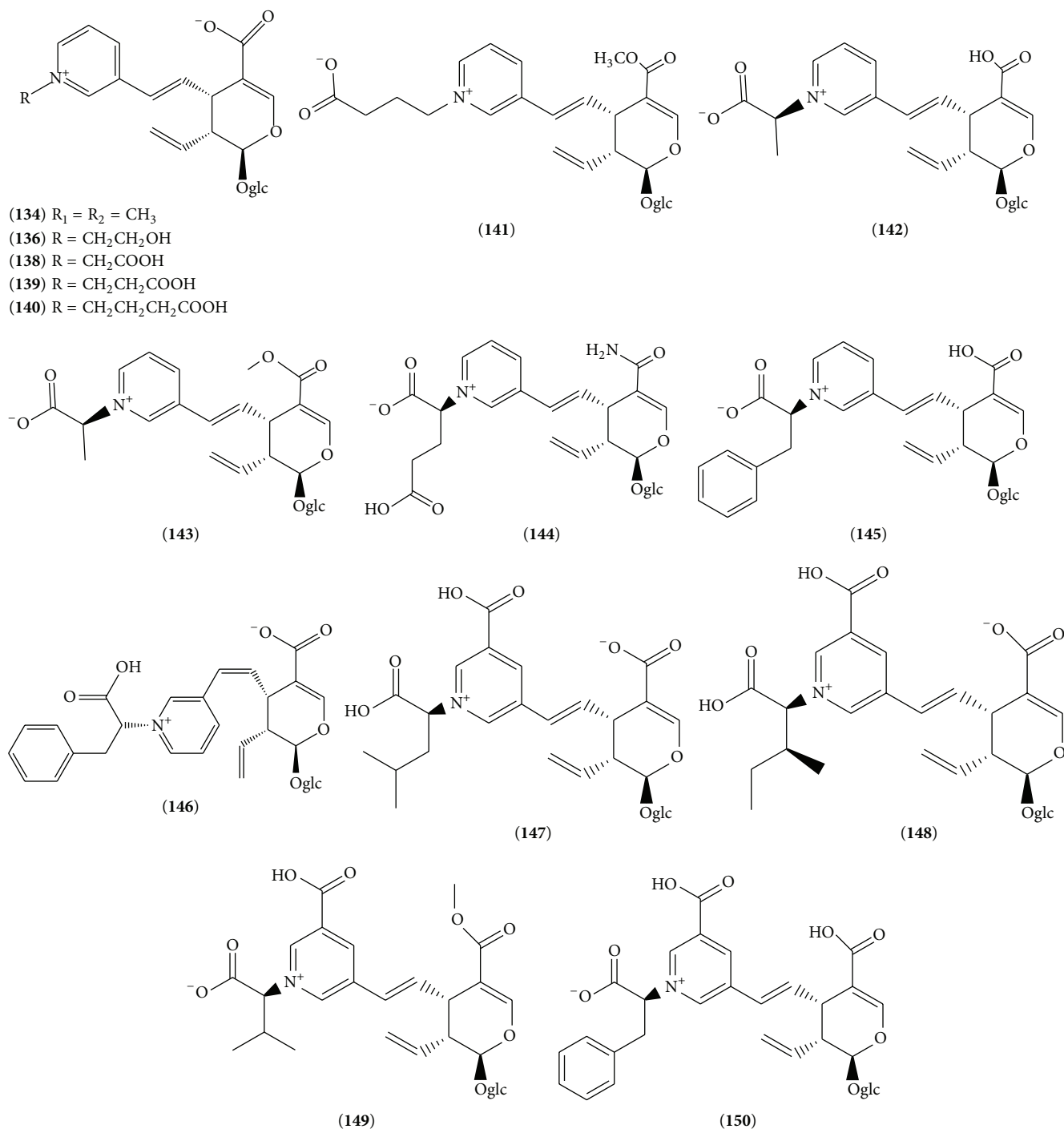


FIGURE 3: The structures of 83 iridoids (68)–(150).

benzene cyclohexylmethyl (9.77%). The result shows that there are great differences between the compositions of volatile oils before and after heat treatment, which provides a new way of thinking for the use of fresh buds of LJF.

2.6. Others. Other chemical constituents other than organic acids, flavonoids, iridoids, triterpenoids, and volatile oils were also found in LJF. In 2006, Kumar et al. [50] isolated six

novel cerebrosides, lonijaposides A_1 – A_4 , B_1 , and B_2 (168–173) from the flowers of *Lonicera japonica* Thunb. In 2008, Song [51] identified two nicotinic acids N-glycosides, (+)-N-(3-methylbutyryl- β -D-glucopyranoyl)-nicotinate (174) and (+)-N-(3-methylbut-2-enoyl- β -D-glucopyranoyl)-nicotinate (175). In 2008, Wang [52] isolated (2E)-(6S)-8-[α -L-arabinopyranosyl-(1'' \rightarrow 6')- β -D-glucopyranosyloxy]-2,6-dimethyloct-2-eno-1,2''-lactone (176) and 2,6-dimethyl-6-

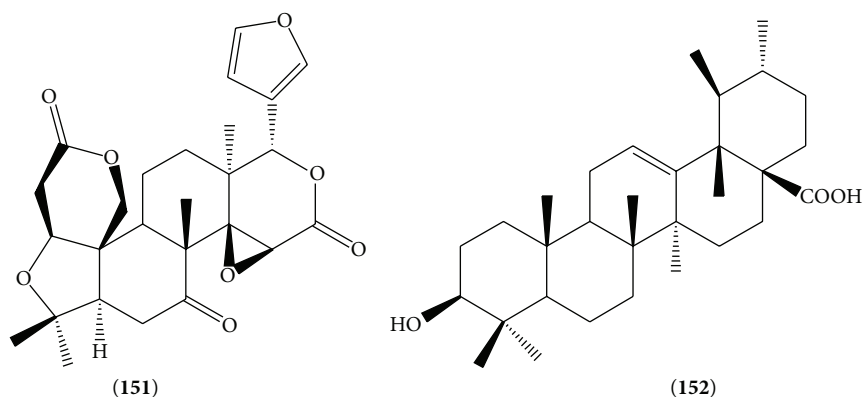


FIGURE 4: The structures of compounds of (151)-(152).

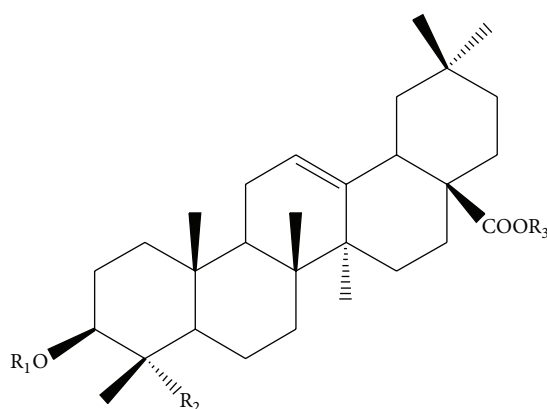


FIGURE 5: Skeleton of triterpenoids.

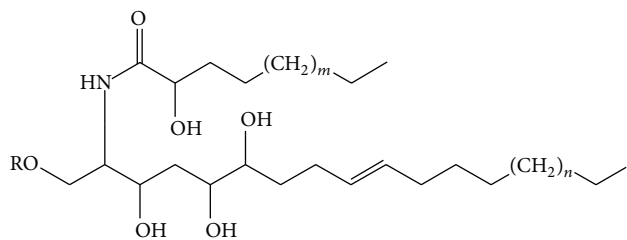
hydroxyl-2,7-diene-1-octyl alcoholglucopyranoside (177) from the flowers of *Lonicera japonica*. In 2013, Wang et al. [53] isolated six new glycosides from the flower buds of *Lonicera japonica* Thunb. These are (-)-2-hydroxy-5-methoxybenzoic acid 2-O- β -D-(6-O-benzoyl)-glucopyranoside (178), (-)-4-hydroxy-3,5-dimethoxybenzoic acid 4-O- β -D-(6-O-benzoyl)-glucopyranoside (179), (-)-(E)-3,5-dimethoxyphenylpropenoic acid 4-O- β -D-(6-O-benzoyl)-glucopyranoside (180), (-)-(7S,8R)-4-hydroxyphenylglycerol 9-O- β -D-[6-O-(E)-4-hydroxy-3,5-dimethoxyphenylpropenoyl]-glucopyranoside (181), (-)-(7S,8R)-4-hydroxy-3-methoxyphenylglycerol 9-O- β -D-[6-O-(E)-4-hydroxy-3,5-dimethoxyphenylpropenoyl]-glucopyranoside (182), and (-)-4-hydroxy-3-methoxyphenol β -D-{6-O-[4-O-(7S,8R)-(4-hydroxy-3-methoxyphenylglycerol-8-yl)-3-methoxybenzoyl]}-glucopyranoside (183). At the same year, Wang et al. [19] isolated benzyl alcohol β -D-glucoside (184), benzyl 2-O- β -D-glucopyranosyl-2,6-dihydroxybenzoate (185), gentisic acid 5-O- β -D-glucopyranoside (186), eugenyl β -D-glucopyranoside (187), eugenyl β -D-xylopyranosyl-(1 \rightarrow 6)- β -D-glucopyranoside (188), (-)-lyoniresinol 9-O- β -D-glucopyranoside (189), (+)-lyoniresinol 9-O- β -D-glucopyranoside (190), guanosine (191), 5-methyluracil (192), p-hydroxybenzaldehyde (193), β -sitosterol (194), daucosterol (195), 5-hydroxymethyl-2-furancarboxaldehyde (196), and uracil (197) from LJF. In

2015, Yu et al. [21] identified guanosinyl-(3' \rightarrow 5')-adenosine monophosphate (198), 5'-O-methyladenosine (199), 2'-O-methyladenosine (200), adenosine (201), syringing (202), and 6-hydroxymethyl-3-pyridinol (203). Additionally, p-hydroxy-phenol (204), 1,2,4-benzenetriol (205) [20], 1-O-methyl-myo-inositol (206), nonacontane (207) [28], pentatriacontanol (208), pentacosanol (209), 2-(2-propenyl-oxo)-ethanol (210) [54], 5-hydroxymethyl-2-furfural (211) [55], and 3,4-dihydroxybenzaldehyde (212) [15] were also isolated. The structures of compounds of (168)–(212) are shown in Figure 6.

Certainly, some other constituents, such as proteins and amino acids, have been obtained from LJF, which were also found to be rich in metal elements, such as Ca, Mg, Mn, Cu, Fe, and Zn [56, 57].

3. Discussion and Conclusion

LJF is a widely used medicine which has been demonstrated to be useful for the treatment and prevention of severe acute respiratory syndromes, H1N1 influenza and hand-foot-and-mouth disease. The present review summarizes the chemical constituents of LJF found in recent years, and the results indicate that more than 212 components have been identified from extracts of LJF, which contain 27



(168) $R = H, m = 9, n = 11$

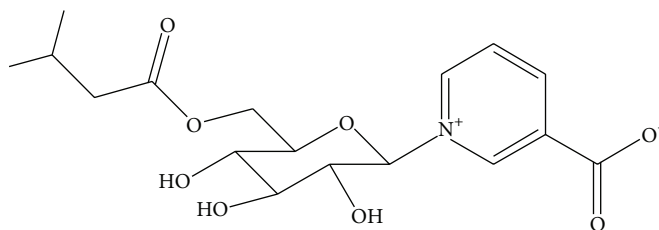
(169) $R = H, m = 9, n = 9$

(170) $R = H, m = 10, n = 11$

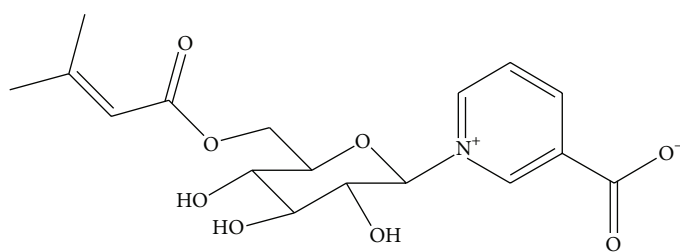
(171) $R = H, m = 12, n = 13$

(172) $R = \beta\text{-D-glc}, m = 10, n = 11$

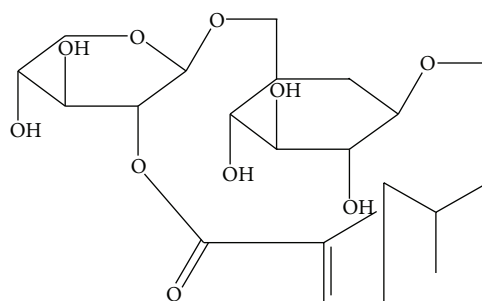
(173) $R = \beta\text{-D-glc}(1 \rightarrow 4)\text{-O-}\beta\text{-D-glc}, m = 12, n = 13$



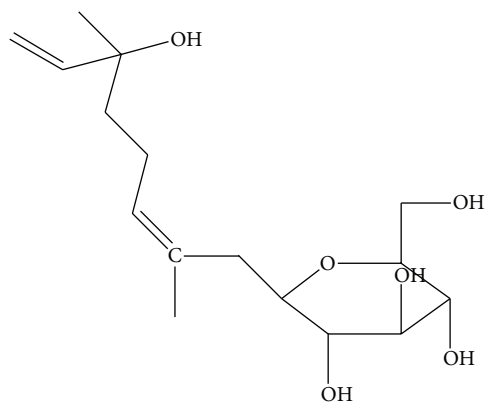
(174)



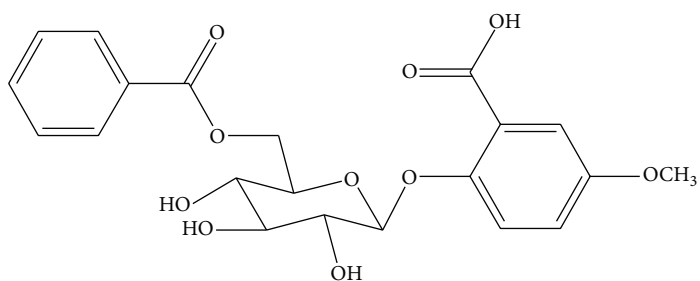
(175)



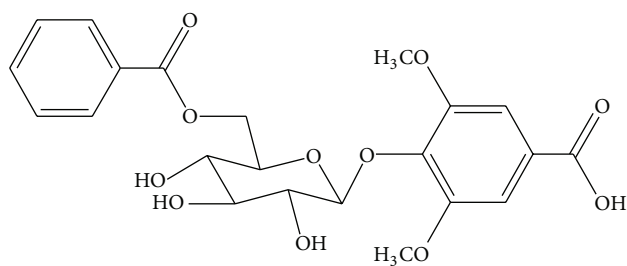
(176)



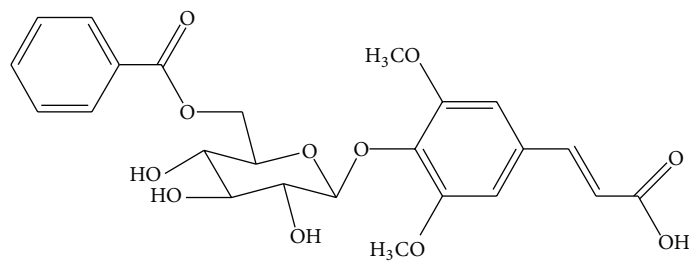
(177)



(178)

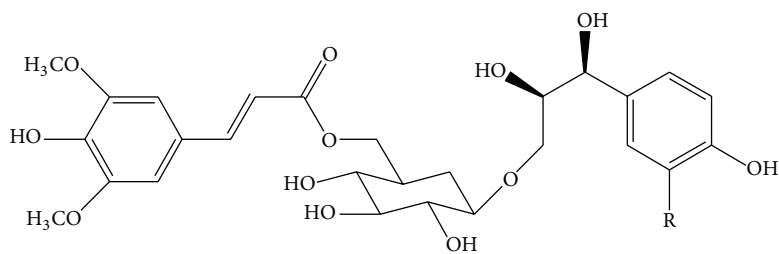


(179)

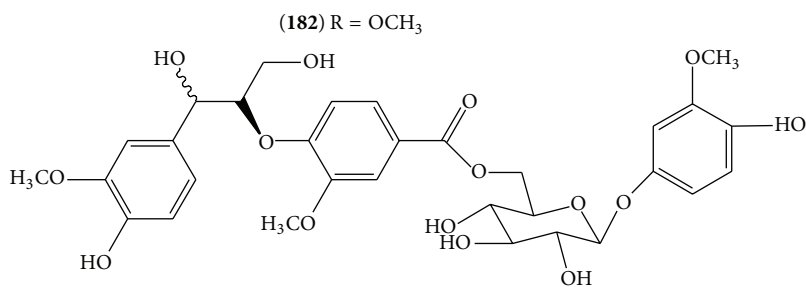
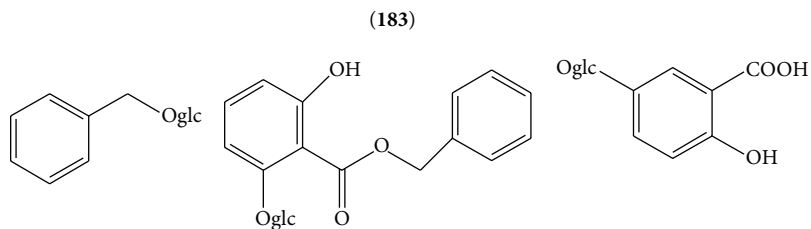


(180)

FIGURE 6: Continued.



(181) R = H

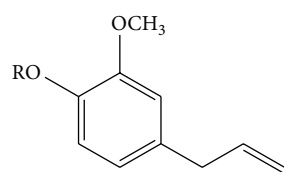
(182) R = OCH₃

(183)

(184)

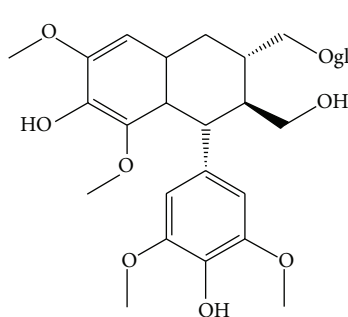
(185)

(186)

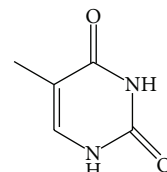


(187) R = glc

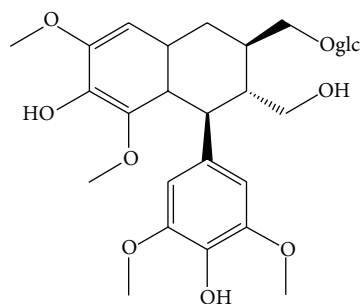
(188) R = xyl-(1→6)glc



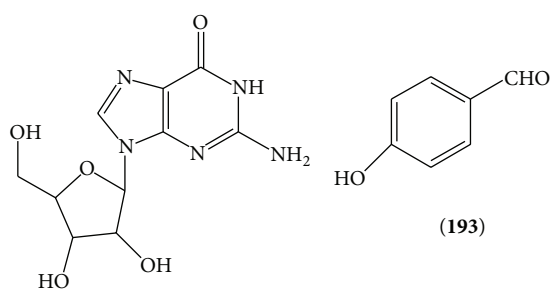
(189)



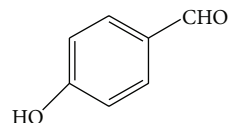
(192)



(190)



(191)



(193)

FIGURE 6: Continued.

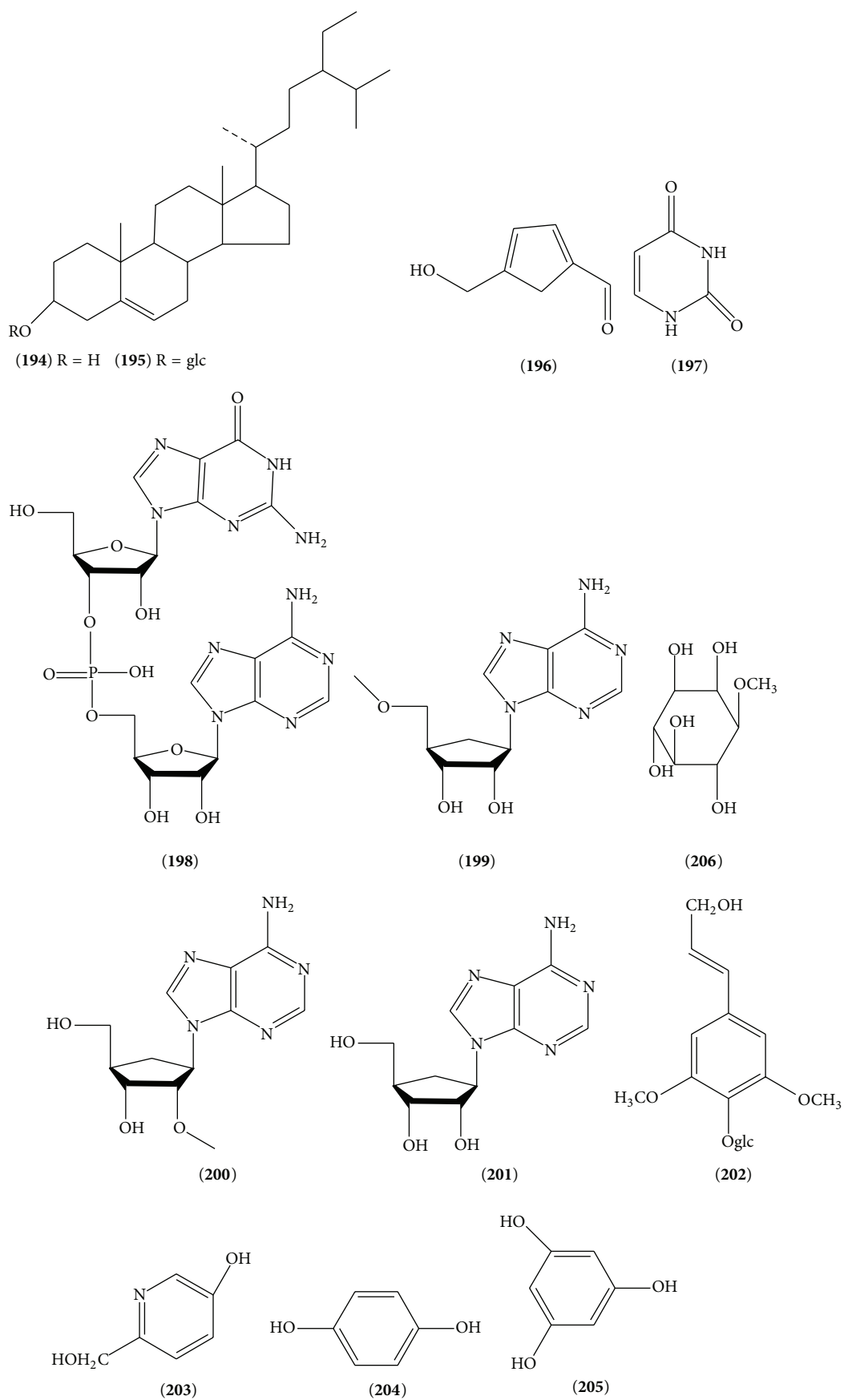


FIGURE 6: Continued.

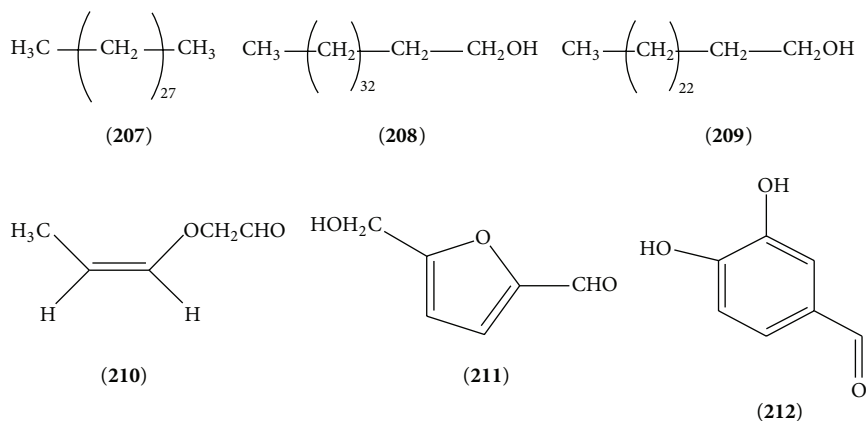


FIGURE 6: The structures of compounds of (168)–(212).

TABLE 2: The structures of compounds (153)–(167) obtained from LJF.

Comp. number	Substituent groups	References
(153)	$R_1 = R_3 = \text{H}, R_2 = \text{CH}_3$	[28]
(154)	$R_1 = \text{glc-(1}\rightarrow\text{2)-ara}, R_2 = \text{CH}_3$ $R_3 = \text{glc-(1}\rightarrow\text{6)-glc}$	[61]
(155)	$R_1 = \text{H}, R_2 = \text{CH}_3$ $R_3 = \text{rha-(1}\rightarrow\text{2)-[xyl-(1}\rightarrow\text{6)]-glc}$	[55]
(156)	$R_1 = \text{glc}, R_2 = \text{CH}_3, R_3 = \text{rha(1}\rightarrow\text{2)[xyl(1}\rightarrow\text{6)]glc}$	[24, 63]
(157)	$R_1 = \text{ara}, R_2 = \text{CH}_2\text{OH}, R_3 = \text{H}$	[55]
(158)	$R_1 = \text{glc}, R_2 = \text{CH}_2\text{OH}, R_3 = \text{glc(1}\rightarrow\text{2)[xyl(1}\rightarrow\text{6)]glc}$	[24, 63]
(159)	$R_1 = \text{ara}, R_2 = \text{CH}_2\text{OH}, R_3 = \text{rha(1}\rightarrow\text{2)[xyl(1}\rightarrow\text{6)]glc}$	[24, 63]
(160)	$R_1 = \text{rha}, R_2 = \text{CH}_2\text{OH}, R_3 = \text{rha(1}\rightarrow\text{2)[xyl(1}\rightarrow\text{6)]glc}$	[24]
(161)	$R_1 = \text{glc}, R_2 = \text{CH}_2\text{OH}, R_3 = \text{rha(1}\rightarrow\text{2)[xyl(1}\rightarrow\text{6)]glc}$	[24, 63]
(162)	$R_1 = \text{glc(1}\rightarrow\text{4)glc(1}\rightarrow\text{3)rha(1}\rightarrow\text{2)ara}, R_2 = \text{CH}_2\text{OH}, R_3 = \text{glc(1}\rightarrow\text{6)glc}$	[64]
(163)	$R_1 = \text{rha(1}\rightarrow\text{2)ara}, R_2 = \text{CH}_2\text{OH}, R_3 = \text{H}$	[64]
(164)	$R_1 = \text{rha(1}\rightarrow\text{2)ara}, R_2 = \text{CH}_2\text{OH}, R_3 = \text{xyl(1}\rightarrow\text{6)glc}$	[64]
(165)	$R_1 = \text{rha(1}\rightarrow\text{2)ara}, R_2 = \text{CH}_2\text{OH}, R_3 = \text{glc(1}\rightarrow\text{6)glc}$	[64]
(166)	$R_1 = \text{rha(1}\rightarrow\text{2)ara}, R_2 = \text{CH}_2\text{OH}, R_3 = \text{rha(1}\rightarrow\text{2)xyl(1}\rightarrow\text{6)glc}$	[64]
(167)	$R_1 = \text{glc(1}\rightarrow\text{3)rha(1}\rightarrow\text{2)ara}, R_2 = \text{CH}_2\text{OH}, R_3 = \text{glc(1}\rightarrow\text{6)glc}$	[64]

flavonoids, 40 organic acids, 83 iridoids, 17 triterpenoids, and 45 other compounds. We can clearly see that LJF has complex chemical composition resulting in good clinical efficacy due to the interactions among the components. However, only chlorogenic acid and luteoloside are used as biomarkers in Chinese Pharmacopoeia in 2015 edition for evaluating the quality of LJF. At a certain stage, it cannot comprehensively reflect the quality of LJF and further studies of chemical constituents and pharmacological effects of LJF ought to be conducted, which could lay a foundation for the further application of LJF.

Competing Interests

The authors report no competing interests.

Acknowledgments

This work was financially supported by the National Science and Technology Pillar Program during the Twelfth Five-Year Plan Period (no. 2011BAI06B01) and the specialized fund for the dependent innovation of Shandong Province (2013CXC20401).

References

- [1] X. Shang, H. Pan, M. Li, X. Miao, and H. Ding, "Lonicera japonica Thunb.: ethnopharmacology, phytochemistry and pharmacology of an important traditional Chinese medicine," *Journal of Ethnopharmacology*, vol. 138, no. 1, pp. 1–21, 2011.
- [2] O.-H. Kang, J.-G. Choi, J.-H. Lee, and D.-Y. Kwon, "Luteolin isolated from the flowers of *Lonicera japonica* suppresses

- inflammatory mediator release by blocking NF- κ B and MAPKs activation pathways in HMC-1 cells," *Molecules*, vol. 15, no. 1, pp. 385–398, 2010.
- [3] Y. Liu and G. L. Wang, "Effect of *Flos Lonicerae* extracts on herpes simplex keratitis," *Herald of Medicine*, vol. 30, no. 11, pp. 1421–1424, 2011.
- [4] J. Tian, H. Che, D. Ha, Y. Wei, and S. Zheng, "Characterization and anti-allergic effect of a polysaccharide from the flower buds of *Lonicera japonica*," *Carbohydrate Polymers*, vol. 90, no. 4, pp. 1642–1647, 2012.
- [5] W. Ning, X. Peng, L. Ma et al., "Enhanced secondary metabolites production and antioxidant activity in postharvest *Lonicera japonica* Thunb. in response to UV radiation," *Innovative Food Science and Emerging Technologies*, vol. 13, pp. 231–243, 2012.
- [6] J. M. Han, M. H. Kim, Y. Y. Choi, H. Lee, J. Hong, and W. M. Yang, "Effects of *Lonicera japonica* Thunb. on type 2 diabetes via PPAR- γ activation in rats," *Phytotherapy Research*, vol. 29, no. 10, pp. 1616–1621, 2015.
- [7] National Health and Family Planning Commission of the People's Republic of China, Diagnostic and Treatment Protocol for Human Infections with Avian Influenza A (H7N9), 2014, <http://www.moh.gov.cn/yzygj/s3593g/201401/3f69fe196ecb4cfc8a2d6d96182f8b22.shtml>.
- [8] N. Liu, X. F. Lin, J. L. Zuo, Z. Z. Ye, and X. P. Huang, "Treatment of 70 cases of SARS clinical observation by clear away heat and toxic material," *Journal of Sichuan Traditional Chinese Medicine*, vol. 23, no. 3, pp. 54–57, 2005.
- [9] Z. Z. Pan, X. F. Wang, L. J. Yan, C. H. Nan, and Z. J. Yue, "Inhibitory effect of extracts from *Lonicerae* on influenza A virus FMI strain in vitro," *Chinese Journal of Information on TCM*, vol. 14, no. 6, pp. 37–38, 2007.
- [10] X. Y. Wang, "Study on health beverage of honeysuckle and mungbean skin fiber," *Food Research and Development*, vol. 34, no. 10, pp. 65–68, 2013.
- [11] Y. T. Jeong, S. C. Jeong, J. S. Hwang, and J. H. Kim, "Modulation effects of sweroside isolated from the *Lonicera japonica* on melanin synthesis," *Chemico-Biological Interactions*, vol. 238, pp. 33–39, 2015.
- [12] T. C. Shen, Q. Q. Cheng, W. G. Shan, and L. Tang, "Study on preparation of *Lonicerae japonicae flos* effervescent tablets for beverage," *Science and Technology of Food Industry*, vol. 33, no. 12, pp. 255–258, 2012.
- [13] X. B. Chu and B. X. Yan, "Application and prospect of medicinal ornamental plant *Lonicera* in the landscape field," *Journal of Anhui Agricultural Sciences*, vol. 13, pp. 3854–3862, 2014.
- [14] Y. Li, W. Cai, X. Weng et al., "*Lonicerae japonicae flos* and *Lonicerae flos*: a systematic pharmacology review," *Evidence-Based Complementary and Alternative Medicine*, vol. 2015, Article ID 905063, 16 pages, 2015.
- [15] L. Y. Huang, Z. Z. Lv, J. B. Li, and B. N. Zhou, "Studies on the chemical constituents of Japanese honeysuckle," *Chinese Traditional and Herbal Drugs*, vol. 27, no. 11, pp. 645–647, 1996.
- [16] Y. F. Bi, Y. Tian, S. S. Pei, and C. Zhang, "The chemical constituents of *Lonicera japonica* Thunb.," *Journal of Zhengzhou University (Natural Science Edition)*, vol. 39, no. 2, pp. 184–186, 2007.
- [17] Y. Tian, *Study on chemical constituents of Lonicera japonica thunb [M.S. dissertation]*, Zhengzhou University, Zhengzhou, China, 2007.
- [18] N. H. Jiang, "Study on chemical constituents of *Lonicera japonica* bud," *Journal of Chinese Medicinal Materials*, vol. 38, no. 2, pp. 315–317, 2015.
- [19] F. Wang, Y. P. Jiang, X. L. Wang, S. Lin, P. B. Pu, and C. G. Zhu, "Chemical constituents from flower buds of *Lonicera japonica*," *China Journal of Chinese Materia Medica*, vol. 38, no. 9, pp. 1378–1384, 2013.
- [20] W.-S. Feng, X. Chen, X.-K. Zheng, C.-L. Zhang, and D.-D. Li, "Study on chemical constituents of *Lonicerae japonicae flos*," *Chinese Pharmaceutical Journal*, vol. 46, no. 5, pp. 338–340, 2011.
- [21] Y. Yu, W. X. Song, Q. L. Guo et al., "Studies on chemical constituents of aqueous extract of *Lonicera japonica* flower buds," *The Journal of Chinese Medicine & Traditional Chinese Medicine*, vol. 40, no. 17, pp. 3496–3504, 2015.
- [22] D. D. Xu, X. Z. Jiang, Y. Gao, W. Zheng, M. He, and Q. P. Gao, "Studies on chemical constituents of effective fraction of Honeysuckle on inhibition of *Escherichia coli* biofilms," *Chinese Journal of Experimental Traditional Medical Formulae*, vol. 18, no. 20, pp. 122–125, 2012.
- [23] X. Bai, H. F. Huang, X. H. Wu, and L. L. Chi, "Analysis on chemical constituents in *Lonicerae japonicae flos* by HPLC-DAD-MS/MS," *Food Drug*, vol. 17, no. 1, pp. 5–8, 2015.
- [24] L.-M. Lin, X.-G. Zhang, J.-J. Zhu, H.-M. Gao, Z.-M. Wang, and W.-H. Wang, "Two new triterpenoid saponins from the flowers and buds of *Lonicera japonica*," *Journal of Asian Natural Products Research*, vol. 10, no. 10, pp. 925–929, 2008.
- [25] L. Y. Zhang, Y. B. Li, L. X. Li, Y. M. Wang, and J. Jin, "Chemical constituent of *Lonicera japonica* Thunb. by RRLC-O-TOF/MS," *Central South Pharmacy*, vol. 10, no. 3, pp. 204–208, 2012.
- [26] E. J. Lee, J. S. Kim, H. P. Kim, J.-H. Lee, and S. S. Kang, "Phenolic constituents from the flower buds of *Lonicera japonica* and their 5-lipoxygenase inhibitory activities," *Food Chemistry*, vol. 120, no. 1, pp. 134–139, 2010.
- [27] S. C. Ma, P. X. Bi, R. C. Huang, S. H. Lee, and S. F. Lee, "Determination of the antiviral caffeoyl quinic acids isolated from *Lonicera japonica* Thunb.," *Chinese Journal of Pharmaceutical Analysis*, vol. 25, no. 7, pp. 751–755, 2005.
- [28] Q. Wang, *Study on chemical constituents of Lonicera japonica flos [M.S. thesis]*, Shenyang Pharmaceutical University, Shenyang, China, 2008.
- [29] L.-Y. Peng, S.-X. Mei, B. Jiang, H. Zhou, and H.-D. Sun, "Constituents from *Lonicera japonica*," *Fitoterapia*, vol. 71, no. 6, pp. 713–715, 2000.
- [30] Z.-F. Zheng, Q.-J. Zhang, R.-Y. Chen, and D.-Q. Yu, "Four new N-contained iridoid glycosides from flower buds of *Lonicera japonica*," *Journal of Asian Natural Products Research*, vol. 14, no. 8, pp. 729–737, 2012.
- [31] Y. Yu, Z. B. Jiang, W. X. Song et al., "Glucosylated caffeoylquinic acid derivatives from the flower buds of *Lonicera japonica*," *Acta Pharmaceutica Sinica B*, vol. 5, no. 3, pp. 210–214, 2015.
- [32] Z.-X. Liu, C.-T. Liu, Q.-B. Liu et al., "Iridoid glycosides from the flower buds of *Lonicera japonica* and their nitric oxide production and α -glucosidase inhibitory activities," *Journal of Functional Foods*, vol. 18, article 1255, pp. 512–519, 2015.
- [33] R. Kakuda, M. Imai, Y. Yaoita, K. Machida, and M. Kikuchi, "Secoiridoid glycosides from the flower buds of *Lonicera japonica*," *Phytochemistry*, vol. 55, no. 8, pp. 879–881, 2000.
- [34] Y. Song, S.-L. Li, M.-H. Wu, H.-J. Li, and P. Li, "Qualitative and quantitative analysis of iridoid glycosides in the flower buds of *Lonicera* species by capillary high performance liquid chromatography coupled with mass spectrometric detector," *Analytica Chimica Acta*, vol. 564, no. 2, pp. 211–218, 2006.
- [35] H. J. Li, P. Li, M. C. Wang, and W. C. Ye, "A new secoiridoid glucoside from *Lonicera japonica*," *Chinese Journal of Natural Medicines*, vol. 1, no. 3, pp. 132–133, 2003.

- [36] W.-X. Song, Q.-L. Guo, Y.-C. Yang, and J.-G. Shi, "Two homosecoiridoids from the flower buds of *Lonicera japonica*," *Chinese Chemical Letters*, vol. 26, no. 5, pp. 517–521, 2015.
- [37] C. Li, Y. Dai, J.-B. Zhang, M.-L. Liu, and X.-S. Yao, "A new iridoid glycoside from *Lonicerae flos*," *Chinese Traditional and Herbal Drugs*, vol. 44, no. 21, pp. 2951–2954, 2013.
- [38] S. C. Ma, B. X. Paul, R. C. Huang, S. H. Lee, and S. F. Lee, "Determination of the antiviral Caefoyl quinine acids isolated from *Lonicera japonica* Thunb.," *Chinese Journal of Pharmaceutical Analysis*, vol. 25, no. 7, pp. 751–755, 2005.
- [39] Y. Yu, W. Song, C. Zhu et al., "Homosecoiridoids from the flower buds of *Lonicera japonica*," *Journal of Natural Products*, vol. 74, no. 10, pp. 2151–2160, 2011.
- [40] Y. Kashiwada, Y. Omichi, S.-I. Kurimoto et al., "Conjugates of a secoiridoid glucoside with a phenolic glucoside from the flower buds of *Lonicera japonica* Thunb.," *Phytochemistry*, vol. 96, pp. 423–429, 2013.
- [41] W.-X. Song, Y.-C. Yang, and J.-G. Shi, "Two new β -hydroxy amino acid-coupled secoiridoids from the flower buds of *Lonicera japonica*: isolation, structure elucidation, semisynthesis, and biological activities," *Chinese Chemical Letters*, vol. 25, no. 9, pp. 1215–1219, 2014.
- [42] Z.-B. Jiang, W.-X. Song, and J.-G. Shi, "Two 1-(6*O*-acyl- β -d-glucopyranosyl)pyridinium-3-carboxylates from the flower buds of *Lonicera japonica*," *Chinese Chemical Letters*, vol. 26, no. 1, pp. 69–72, 2015.
- [43] W. X. Song, S. Li, S. J. Wang et al., "Pyridinium alkaloid-coupled secoiridoids from the flower buds of *Lonicera japonica*," *Journal of Natural Products*, vol. 71, no. 5, pp. 922–925, 2008.
- [44] Y. Yu, C. G. Zhu, S. J. Wang, W. X. Song, Y. C. Yang, and J. G. Shi, "Homosecoiridoid alkaloids with amino acid units from the flower buds of *Lonicera japonica*," *Journal of Natural Products*, vol. 76, no. 12, pp. 2226–2233, 2013.
- [45] Z. F. Zheng, *Studies on chemical constituents and bioactivities of Lonicera japonica and Morus australis* [Ph.D. thesis], Chinese Academy of Medical Science & Peking Union Medical College, Beijing, China, 2010.
- [46] C. Z. Du, X. Feng, and H. Wang, "Analysis of volatile constituents in *Lonicera japonica* Thunb. from different originals by GC-MS," *Agricultural Science & Technology*, vol. 5, pp. 1081–1083, 2015.
- [47] M. L. Yang and Y. G. Zhao, "Analysis of volatile components of Honeysuckle in Ningxia by GC-MS," *Journal of Zhengzhou University. (Natural Science Edition)*, vol. 38, no. 1, pp. 95–97, 2006.
- [48] R. W. Guan, L. Wang, Y. S. Qu et al., "Volatile constituents in *Lonicerae japonicae flos* 'Jiu feng yi hao' by GC-MS," *Chinese Traditional Patent Medicine*, vol. 36, no. 11, pp. 2367–2371, 2014.
- [49] H. F. Du, Y. Zhang, D. Q. Weng, and D. J. Yang, "GC-MS analysis of volatile oils extracted from fresh *Lonicerae japonicae flos* by different methods," *Chongqing Journal of Research on Chinese Drugs and Herbs*, vol. 2, pp. 13–17, 2009.
- [50] N. Kumar, B. Singh, A. P. Gupta, and V. K. Kaul, "Lonijaposides, novel cerebrosides from *Lonicera japonica*," *Tetrahedron*, vol. 62, no. 18, pp. 4317–4322, 2006.
- [51] W. X. Song, *Study the water-soluble chemical constituents of the flower buds of Lonicera japonica* [Ph.D. thesis], Chinese Academy of Medical Science & Peking Union Medical College, Beijing, China, 2008.
- [52] Y. Wang, *Study the water-soluble chemical constituents of the flower buds of Lonicera japonica* [M.S. thesis], Human University of Traditional Chinese Medicine, Changsha, China, 2008.
- [53] F. Wang, Y.-P. Jiang, X.-L. Wang et al., "Aromatic glycosides from the flower buds of *Lonicera japonica*," *Journal of Asian Natural Products Research*, vol. 15, no. 5, pp. 492–501, 2013.
- [54] Y.-F. Bi, Y. Tian, S.-S. Pei, and H.-M. Liu, "Secoiridoid glycosides from *Flos Lonicerae*," *Chinese Traditional and Herbal Drugs*, vol. 39, no. 1, pp. 18–21, 2008.
- [55] C.-W. Choi, H. A. Jung, S. S. Kang, and J. S. Choi, "Antioxidant constituents and a new triterpenoid glycoside from *flos Lonicerae*," *Archives of Pharmacal Research*, vol. 30, no. 1, pp. 1–7, 2007.
- [56] J.-T. Han, Y.-M. Liu, and H. Wang, "Determination of eleven trace elements in chinese traditional and herbal drugs for relieving heat and toxic by FAAS," *Spectroscopy and Spectral Analysis*, vol. 26, no. 10, pp. 1931–1934, 2006.
- [57] H. Y. Lai and Y. Y. Wu, "Analysis of primary chemical speciation of nine trace elements in *Lonicera japonica*," *Journal of Anhui Agricultural Sciences*, vol. 41, no. 28, pp. 11326–11353, 2013.
- [58] Y.-L. Song, H.-M. Wang, F.-Y. Ni et al., "Study on anti-inflammatory activities of phenolic acids from *Lonicerae Japonicae Flos*," *Chinese Traditional and Herbal Drugs*, vol. 46, no. 4, pp. 490–495, 2015.
- [59] X.-Q. Li, X.-H. Sun, S. Cai, X.-X. Ying, and F.-M. Li, "Investigation on the chemical constituents and variation of the flower buds of *Lonicera* species by UPLC-ESI-MS/MS and principle component analysis," *Acta Pharmaceutica Sinica*, vol. 44, no. 8, pp. 895–904, 2009.
- [60] Q. Z. Chen, R. C. Lin, G. L. Wang, and F. M. Li, "Studies on chemical constituents of the extract of *Lonicera japonica*," *Journal of Chinese Medicinal Materials*, vol. 33, no. 6, pp. 920–922, 2010.
- [61] J. B. Xing, H. J. Li, P. Li, and Y. Liu, "Studies on chemical constituents in dried buds of *Lonicera japonica* Thunb.," *Chinese Journal of New Drugs*, vol. 11, no. 11, pp. 856–859, 2002.
- [62] C. Y. Cui, Z. P. Liu, M. Zhou, D. H. Su, and X. Z. Tang, "Chemical constituents of *Lonicera japonica*," *Journal of Guangxi University: Natural Science Edition*, vol. 37, pp. 530–533, 2012.
- [63] X. G. Zhang, *Chemical studies on the water-soluble fraction extracted from flos Lonicerae japonicae* [M.S. thesis], Shannxi University of Chinese Medicine, Xianyang, China, 2007.
- [64] C. X. Chen, W. W. Wang, W. Ni, N. Y. Chen, and J. Zhou, "Triterpenoid glycosides from the *Lonicera japonica*," *Acta Botanica Yunnanica*, vol. 22, pp. 201–208, 2000.