



Cite this: *RSC Adv.*, 2019, 9, 3004

# Molecular simulation of CO<sub>2</sub>/CH<sub>4</sub>/H<sub>2</sub>O competitive adsorption and diffusion in brown coal

Wenning Zhou,<sup>a</sup> \*<sup>ab</sup> Haobo Wang,<sup>a</sup> Zhe Zhang,<sup>a</sup> Hongxia Chen<sup>c</sup> and Xunliang Liu<sup>ab</sup>

Carbon dioxide enhanced coalbed methane recovery (CO<sub>2</sub>-ECBM) has been proposed as a promising technology for the natural gas recovery enhancement as well as mitigation of CO<sub>2</sub> emissions into the atmosphere. Adsorption and diffusion of CO<sub>2</sub>/CH<sub>4</sub> mixture play key roles in predicting the performance of CO<sub>2</sub>-ECBM project, *i.e.*, the production of coalbed methane as well as the geological sequestration potential of carbon dioxide. In the present work, the mechanism of competitive adsorption and diffusion of CO<sub>2</sub>/CH<sub>4</sub>/H<sub>2</sub>O mixture in brown coal were investigated by employing grand canonical Monte Carlo and molecular dynamics simulation. The effects of temperature and pressure on competitive adsorption and diffusion behaviours were explored. It is found that CO<sub>2</sub> has much stronger adsorption ability on brown coal than CH<sub>4</sub>. The adsorption amounts of CO<sub>2</sub>/CH<sub>4</sub> increase with pressure but have a decreasing trend with temperature. High adsorption selectivity of CO<sub>2</sub>/CH<sub>4</sub> is observed with pressure lower than 0.1 MPa. In addition, the effects of moisture content in brown coal on the adsorption characteristics have been examined. Simulation results show that the adsorption capacities of CO<sub>2</sub>/CH<sub>4</sub> are significantly suppressed in moist brown coal. The competitive adsorption of CO<sub>2</sub>/CH<sub>4</sub>/H<sub>2</sub>O follows the trend of H<sub>2</sub>O ≫ CO<sub>2</sub> > CH<sub>4</sub>. Moreover, the results reveal that moisture content has great effects on the self-coefficients of CO<sub>2</sub>/CH<sub>4</sub>. Compared with dry coal, the self-diffusion coefficients of CO<sub>2</sub> and CH<sub>4</sub> reduce by 78.7% and 75.4% in brown coal with moisture content of 7.59 wt%, respectively. The microscopic insights provided in this study will be helpful to understand the competitive adsorption and diffusion mechanism of CO<sub>2</sub>/CH<sub>4</sub>/H<sub>2</sub>O in brown coal and offer some fundamental data for CO<sub>2</sub>-ECBM project.

Received 13th December 2018  
Accepted 17th January 2019

DOI: 10.1039/c8ra10243k

rsc.li/rsc-advances

## Introduction

In recent years coalbed methane (CBM) has attracted enormous attention as a high efficient, environmentally friendly and abundant source of energy.<sup>1–3</sup> CBM, which consists of methane, a small amount of heavy hydrocarbons, CO<sub>2</sub>, H<sub>2</sub>O, and other gases, is mainly absorbed on the matrix of coal particle surface. The optimal estimation of worldwide CBM resource would exceed 200 trillion cubic meters (Tcm), as much as convective natural gas.<sup>4</sup> The CBM resource in China has been estimated to exceed 26 Tcm, following Russia and Canada.<sup>5</sup> In November 2016, China's National Energy Administration released the exploration and production activity plan for coalbed methane (coal mine methane).<sup>6</sup> It stated that the annual production of ground coalbed methane should exceed 10 Bcm (billion cubic meters) by the year 2020, increasing from 4.4 Bcm in 2015, which

offers big opportunity for coalbed methane development. Furthermore, extracting methane before exploiting coal can effectively avoid the risk of gas outburst and explosion.<sup>7,8</sup> In addition to hydraulic fracturing, injection of CO<sub>2</sub> to enhance coalbed methane recovery (CO<sub>2</sub>-ECBM) has recently received considerable interest all over the world.<sup>9–13</sup> Large amount of CO<sub>2</sub> can be injected into unminable coal seams and displace the pre-adsorbed methane due to the higher preferential adsorption for CO<sub>2</sub> over CH<sub>4</sub> in coal seams. This could not only enhance recovery of CBM but also effectively reduce greenhouse gas (GHG) emissions by trapping CO<sub>2</sub> in coalbed. CO<sub>2</sub>-ECBM is an effective technology of CO<sub>2</sub> capture, utilization and sequestration (CCUS), which has been considered as one of the most important technological alternatives to contribute to the global CO<sub>2</sub> emission reduction. Previous studies have shown that the majority of total pore volume is dominated by micropores (*i.e.*, <2 nm) and mesopores (*i.e.*, 2–50 nm) in various coals.<sup>11</sup> Therefore, the in-depth understanding of the adsorption and diffusion mechanisms of CO<sub>2</sub> and CH<sub>4</sub> at the microscale in coalbeds is essential to develop effective and reliable strategies for CO<sub>2</sub>-ECBM project. Extensive research work has been carried out in this field.

Many scholars have conducted experiments to study gas adsorption and diffusion in coal. Busch *et al.*<sup>14,15</sup> performed

<sup>a</sup>School of Energy and Environmental Engineering, University of Science and Technology Beijing, Beijing 100083, China. E-mail: wenningzhou@ustb.edu.cn; Tel: +86 10 62332730

<sup>b</sup>Beijing Key Laboratory of Energy Saving and Emission Reduction for Metallurgical Industry, University of Science and Technology Beijing, Beijing 100083, China

<sup>c</sup>The Beijing Key Laboratory of Multiphase Flow and Heat Transfer, North China Electric Power University, Beijing 102206, China



CH<sub>4</sub>/CO<sub>2</sub> mixture adsorption-diffusion experiments on coal and found CO<sub>2</sub> sorption rates are consistently higher by a factor of 2–3 than those for CH<sub>4</sub>, when comparing single-gas sorption experiments. A laboratory experiment on coalbed methane displacement with CO<sub>2</sub> injection was performed in the work.<sup>16</sup> Their results indicated that the transport rate of CH<sub>4</sub> is dependent on its adsorption on coals. More recently, core flooding experiments of CO<sub>2</sub>-ECBM was performed by Sander *et al.*<sup>17</sup> They reported that the displacement efficiency of CO<sub>2</sub>-ECBM was up to 100% of the initial methane. Ranathunga *et al.*<sup>18</sup> conducted experiments to investigate applicability of CO<sub>2</sub> enhanced coal bed methane recovery to low rank coal. They concluded that compared with natural recovery, CO<sub>2</sub> flooding enhanced CH<sub>4</sub> production and the superior competence of supercritical CO<sub>2</sub> in CH<sub>4</sub> recovery is independent of coal rank or maturity. One can refer to a recent review for more experimental studies on CO<sub>2</sub>-ECBM.<sup>19</sup>

In addition to experimental work, much simulation work has also recently been carried out. Zeng *et al.*<sup>20</sup> used a coupled adsorption-strain model and Transport of Unsaturated Groundwater and Heat Simulator (TOUGH2) to simulate the enhanced coalbed methane recovery process. Their results suggested that it takes about 1800 days to displace 90% of methane considering the coal deformation and permeability change. However, it is difficult to explore the microscopic interactions using such macroscale experiments or simulator, which is essential to understand the mechanism of adsorption and diffusion behaviours for CO<sub>2</sub>-ECBM project. Therefore, microscopic methods are very suitable for investigating the adsorption and diffusion behaviours which occur in nano- and micro-sized pores in coal. Liu and Wilcox<sup>21</sup> used defective and defect-free graphene surfaces to represent the structural heterogeneity and related chemical nature of the organic matrix in coal and shale. By employing density functional theory (DFT), they observed that CO<sub>2</sub> bonds stronger to the defective graphene surface than perfect graphene. Dang *et al.*<sup>22</sup> and Song *et al.*<sup>23</sup> applied DFT and molecular simulations to investigate CO<sub>2</sub>/CH<sub>4</sub> adsorption behaviours in low rank coal. They claimed that the adsorption of at the oxygen- and nitrogen-containing functional groups is strengthened by their basicity and high temperature is not conducive to the vitrinite's adsorption of CH<sub>4</sub>/CO<sub>2</sub>/H<sub>2</sub>O. Carbon dioxide adsorption-assisted CH<sub>4</sub> desorption in coal was studied in the work.<sup>24</sup> Besides adsorption characteristics, Zhao *et al.*<sup>25,26</sup> adopted molecular simulations to study CO<sub>2</sub>/CH<sub>4</sub> binary adsorption and transport diffusion in bituminous coal. Their results have suggested an optimal injection depth for CO<sub>2</sub>-ECBM project. The interaction between sub-bituminous coal and water was examined by molecular dynamics simulations.<sup>27</sup> They claimed that the water molecules prefer to absorb with carboxylic groups. Although much work has been carried out, there are only a few studies focusing on the adsorption and diffusion of CO<sub>2</sub>/CH<sub>4</sub> mixture in brown coal, which account for around 47% of total coal reserve. However, brown coal only made up 21.20% global coal supply in 2011,<sup>28</sup> indicating that there is huge potential of coalbeds methane recovery and CO<sub>2</sub> sequestration for brown coal in the future. As is well known, moisture content is the key factor that hinders

the efficient use of brown coal. Thus, it is necessary to investigate the moisture effect on competitive adsorption and diffusion performance in brown coal reservoir.

In the present work, the grand canonical Monte Carlo (GCMC) and molecular dynamics (MD) are employed to investigate CO<sub>2</sub>/CH<sub>4</sub> competitive adsorption and diffusion behaviour in brown coal. The effects of temperature, pressure and moisture content on competitive adsorption and diffusion are examined and discussed. The objectives of this study is to provide a molecular-level insight into CO<sub>2</sub>/CH<sub>4</sub> competitive adsorption and diffusion mechanism in brown coal and also offer some fundamental data for further investigation on CO<sub>2</sub>-ECBM project.

## Models and methodology

### Brown coal structure construction

The nature of coal is a heterogeneous porous solid material with complex physical and chemical structures. The weight of carbon content ranges from 60% to 95%, depending on their ranks.<sup>29,30</sup> Thus, there are a large number of coal structures and so far over 130 molecular level representations have been proposed.<sup>31</sup> As one kind of low-rank coals, brown coal has abundant resource in China as well as in the rest of world. In the present study, the molecular model of brown coal was built based on the model in the literature,<sup>32</sup> as shown in Fig. 1(a). This model has captured a few of essential features of brown coal, including single aromatic rings linked and cross-linked by aliphatic side chains, which is suitable for the investigations of gas adsorption and diffusion behaviour in brown coal.<sup>22</sup>

To perform adsorption and diffusion simulations in porous coal structure, an amorphous cell containing 20 optimized coal molecules was then built. By applying annealing dynamics with a temperature cycle from 300 K to 600 K, the system was equilibrated and the optimized brown coal structure (26.93 × 26.93 × 26.93 Å<sup>3</sup>) was obtained, as shown in Fig. 1(b). In order to achieve an appropriate brown coal structure for further simulations, the micro-porosity was calculated by using fractional free volume definition<sup>33</sup> and Connolly surface method.<sup>34</sup> The obtained porosity of 24.62% and equilibrium density of 1.21 g cm<sup>-3</sup> were consistent with the experimental results 21% and 1.18–1.43 g cm<sup>-3</sup>, respectively.<sup>35,36</sup> It should be mentioned that the chemical composition and physical properties may vary between different brown coals. Nevertheless, the constructed molecular model is capable of studying CO<sub>2</sub>/CH<sub>4</sub> competitive adsorption and diffusion mechanism in brown coal.

### Competitive adsorption and GCMC simulation

In this work, the grand canonical Monte Carlo (GCMC) method was firstly employed to study the adsorption behaviour of CO<sub>2</sub>/CH<sub>4</sub> in brown coal. The condensed-phase optimized molecular potential for the atomistic simulation studies (COMPASS) force field was applied in the simulations.<sup>37</sup> The Ewald sum method was used to describe the electrostatic interactions with an accuracy of 10<sup>-3</sup> kcal mol<sup>-1</sup>. As for van der Waals (vdW) interactions, they were calculated by atom-based approach with

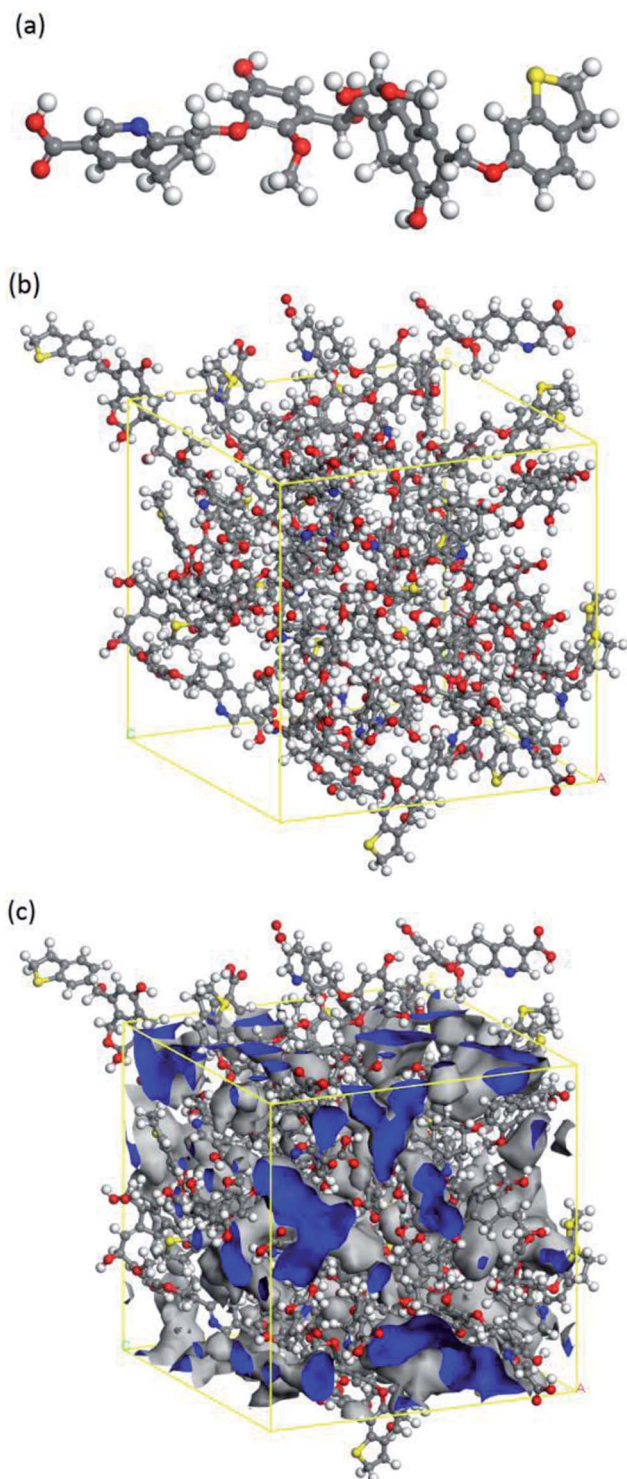


Fig. 1 The structure of brown coal: (a) molecular model,  $C_{39}H_{37}O_{10}NS$ . Colour scheme: C, grey; H, white; O, red; N, blue; S, yellow. (b) Optimized configuration of brown coal. (c) Simulation cell of coal with pores (blue zones).

a cutoff distance of 12.5 Å. While interactions between organic matter and gas molecules were described using the Lennard-Jones (LJ) 12–6 potential.<sup>38</sup> In addition, the classical Metropolis rule was adopted to accept or reject the generation, disappearance, translation, and rotation of small gas molecules to

ensure the lowest energy state of the system.<sup>39</sup> The accept probabilities of the exchange, conformer, rotation, translation and regrowth were 39%, 20%, 20%, 20% and 2%, respectively. Simulation cases were performed with  $1 \times 10^7$  Monte Carlo steps. The equilibrium steps were  $5 \times 10^6$  and the production steps were  $5 \times 10^6$  for the calculation of required physical parameters. More details regarding GCMC simulation can be referred to our previous study of competitive adsorption in shale matrix.<sup>40</sup>

In GCMC simulation, the chemical potential of the gas, the volume and temperature of the system are fixed. The chemical potential or equivalently the fugacity is imposed when carrying out GCMC simulations. In this study, the fugacity of  $CH_4$  and  $CO_2$  mixture (*i.e.*, ‘corrected’ pressure) was determined by using the Peng–Robinson (P–R) equation of state.<sup>41</sup> The adsorption amount obtained in simulations is absolute amount, while excess amount is usually applied in experiments. The relationship between absolute amount and excess amount of adsorption can be written as:

$$n^{\text{ex}} = n^{\text{abs}} - \rho^{\text{b}} V_{\text{ads}} \quad (1)$$

where  $n^{\text{ex}}$  and  $n^{\text{abs}}$  represent the excess and absolute amounts adsorbed, respectively.  $\rho^{\text{b}}$  denotes the density of the bulk phase at the conditions of interest, which can be calculated using the P–R equation of state.  $V_{\text{ads}}$  is the pore volume.

To further investigate the competitive adsorption behaviour, the adsorption selectivity of  $CO_2$  over  $CH_4$  is defined:

$$S_{CO_2/CH_4} = \frac{x_{CO_2}/x_{CH_4}}{y_{CO_2}/y_{CH_4}} \quad (2)$$

where  $x_i$  is the mole fraction of component  $i$  in the adsorption phase, and  $y_i$  is the mole fraction of component  $i$  in the bulk phase. Higher adsorption selectivity ( $>1$ ) indicates a stronger adsorption capacity of  $CO_2$  over  $CH_4$ .

In order to study the effect of moisture content on absorption, the average water density was introduced to quantify the moisture content:

$$\rho_{H_2O}^{\text{ave}} = \frac{N_{H_2O} M_{H_2O}}{V \varpi N_A} \quad (3)$$

where  $N_{H_2O}$  represents the number of  $H_2O$  molecules,  $M_{H_2O}$  is the water molar weight,  $V$  denotes the volume of the slit nanopore,  $N_A$  is Avogadro’s number and  $\varpi$  is the moisture.

### Diffusion and MD simulation

Gas diffusion in coalbeds, which plays a key role in predicting the potential of methane extraction and carbon sequestration in  $CO_2$ -ECBM project, is of great importance. Self-diffusion, which indicates random motions or mixing of particles in the thermodynamic equilibrium, can be determined by curves of mean square displacement (MSD) and Einstein method. The formula of the Einstein method can be written as follows:

$$D_S = \frac{1}{6N} \lim_{t \rightarrow \infty} \frac{d}{dt} \left\langle \sum_{i=1}^N [r_i(t) - r_i(0)]^2 \right\rangle \quad (4)$$



where  $D_s$  is the self-diffusion coefficient,  $N$  is the number of adsorbates,  $t$  is the simulation time and  $r_i(t)$  and  $r_i(0)$  are position vectors at  $t$  and the initial time, respectively. The angular bracket denotes an ensemble average property. Based on MSD curves, linear regression is carried out and the slope  $k$  can be obtained. Thus, the diffusion coefficient can be simplified as  $D_s = k/6$ .

Based on the adsorption model of brown coal, the molecular dynamics (MD) simulation was applied to calculate the diffusion coefficients of species in brown coal. In the simulations, the NVT (canonical) and NPT (constant-pressure, constant-temperature) ensemble were successively adopted to obtain optimized diffusion model and calculate data for further analysis. Each MD simulation time was set to 2 ns with a time step of 0.001 ps. It should be mentioned that the mole fractions of  $\text{CO}_2$  and  $\text{CH}_4$  in the bulk phase are kept to be 0.5 and the pressure is the total pressure when competitive adsorption and diffusion of  $\text{CO}_2/\text{CH}_4$  are concerned in this study. All GCMC and MD simulations were conducted in Accelrys Materials Studio software.

## Results and discussion

### Pure and mixture gas adsorption isotherms

GCMC simulations were firstly carried out for the absolute adsorption isotherms of pure  $\text{CH}_4$  and  $\text{CO}_2$  in the pressure range of 0–10 MPa at different temperatures, as shown in Fig. 2.

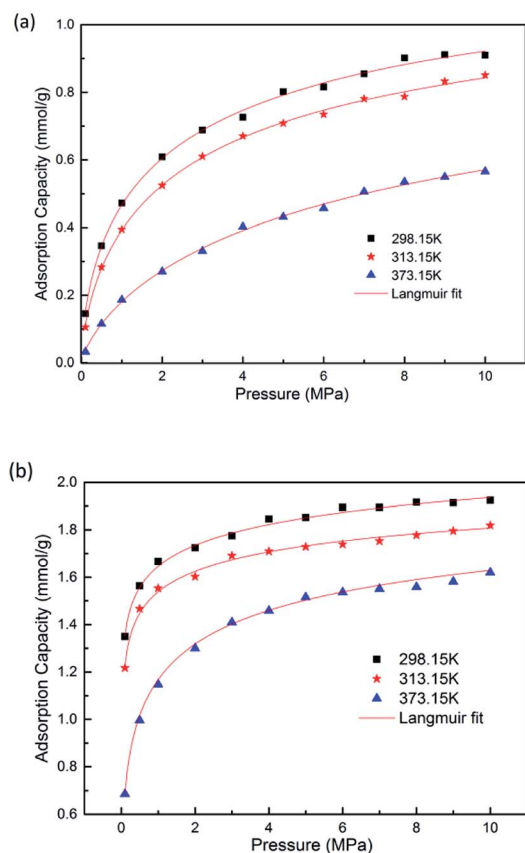


Fig. 2 Absolute adsorption isotherms of pure component at different temperatures: (a)  $\text{CH}_4$ ; (b)  $\text{CO}_2$ .

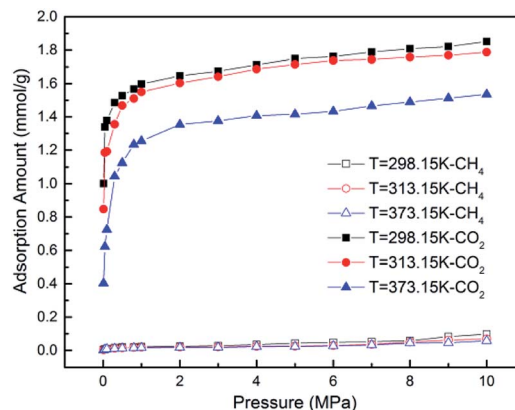


Fig. 3 Competitive adsorption amount of  $\text{CO}_2$  and  $\text{CH}_4$  in the binary mixture at different temperatures.

It is found that the adsorption capacities for  $\text{CH}_4$  and  $\text{CO}_2$  increase with the increasing pressure, but with different scales. The adsorption capacity for  $\text{CO}_2$  increases more rapidly at low pressure and tends to be constant at high pressure, as can be seen in Fig. 2(b). The results show the adsorption isotherms for both  $\text{CH}_4$  and  $\text{CO}_2$  fit very well with Langmuir equation, which is widely used to describe the gas adsorption in coal/shale matrix. The results are consistent with previous work.<sup>22,42,43</sup> From Fig. 2(a) and (b), it can be seen that  $\text{CO}_2$  adsorb on coal matrix more easily than  $\text{CH}_4$ . The adsorption capacity of  $\text{CO}_2$  is  $1.916 \text{ mmol g}^{-1}$  at the pressure of 8 MPa and temperature of 298.15 K, while the value of  $\text{CH}_4$  is  $0.901 \text{ mmol g}^{-1}$ . Similar results have also been obtained in previous experimental work.<sup>19</sup>

Fig. 3 demonstrates the competitive adsorption isotherms of  $\text{CO}_2/\text{CH}_4$  binary mixture in brown coal. It is observed that the adsorption capacity of  $\text{CH}_4$  is significantly suppressed at the presence of  $\text{CO}_2$ . The adsorption amount of  $\text{CO}_2$  is  $1.809 \text{ mmol g}^{-1}$ , slightly lower than that of pure component under the condition of 8 MPa/298.15 K. However, the adsorption amount of  $\text{CH}_4$  falls to  $0.0586 \text{ mmol g}^{-1}$ , nearly 93.5% reduction compared to that of the pure  $\text{CH}_4$  capacity in brown coal. This could be attributed to the much stronger interaction between coal- $\text{CO}_2$ , relative to coal- $\text{CH}_4$  and  $\text{CO}_2$ - $\text{CH}_4$ .<sup>44,45</sup> Actually, this unique characteristic makes carbon dioxide superior working fluid in ECBM project.

### Effects of temperature and pressure on competitive adsorption behaviours

To further reveal the effects of pressure and temperature on the competitive adsorption performance of  $\text{CO}_2/\text{CH}_4$  binary mixture, a series of GCMC simulations were carried out. Fig. 4(a) and (b) illustrate the adsorption amount of  $\text{CO}_2$  and  $\text{CH}_4$  in binary mixture adsorption, respectively. It is found that as pressure increases, the adsorption amounts of both  $\text{CO}_2$  and  $\text{CH}_4$  increase gradually. For  $\text{CH}_4$  component, the adsorption amount increases from  $0.028$  to  $0.038 \text{ mmol g}^{-1}$  as pressure grows from 4 to 7 MPa at the temperature of 313.15 K. As for  $\text{CO}_2$ , the value increases from  $1.687$  to  $1.745 \text{ mmol g}^{-1}$ . The

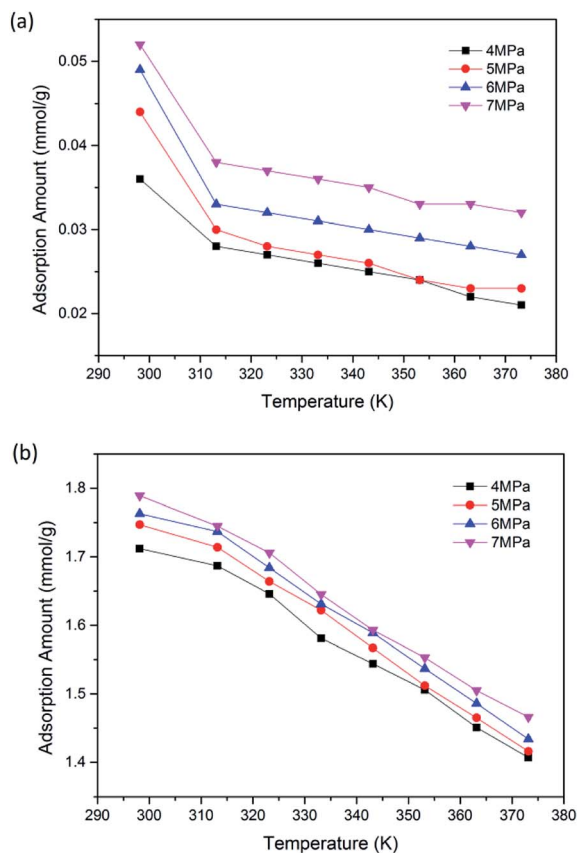


Fig. 4 Adsorption amount of (a) CH<sub>4</sub>; (b) CO<sub>2</sub> in the binary mixture as a function of temperature at different pressures.

results also show that the adsorption amounts of CO<sub>2</sub>/CH<sub>4</sub> decrease with the increasing temperature of 298.15–373.15 K. This is due to the fact that as temperature goes up, the irregular thermal motion of CO<sub>2</sub>/CH<sub>4</sub> molecules become more intense, making it more difficult for the molecules trapped in the nanopores of coal matrix. It can be seen from the simulation results that a lower temperature would be favorable for the adsorption of CO<sub>2</sub>/CH<sub>4</sub> binary mixture in brown coal.

To evaluate the efficiency of CO<sub>2</sub> sequestration in CO<sub>2</sub>-ECBM project, the adsorption selectivity of CO<sub>2</sub>/CH<sub>4</sub> binary mixture was calculated, as plotted in Fig. 5. It is observed that super high selectivities larger than 200 were obtained at low pressure 0.01 MPa for a wide range of temperature. As pressure increases, the adsorption selectivity declines remarkably and the decrease tends to be gradual at higher pressure >2 MPa. Similar results have also been found in brown coal<sup>22</sup> and in shale clay minerals.<sup>46</sup> From the simulation results, it can be concluded that a lower pressure is helpful to enhance the adsorption selectivity of CO<sub>2</sub>/CH<sub>4</sub> but higher pressure is beneficial to the adsorption amount. Therefore, an appropriate pressure should be concerned in CO<sub>2</sub>-ECBM project.

#### Effects of moisture content on competitive adsorption behaviours

Previous literature has suggested that water content could affect the gas adsorption in coal matrix.<sup>19</sup> To quantify the effect of

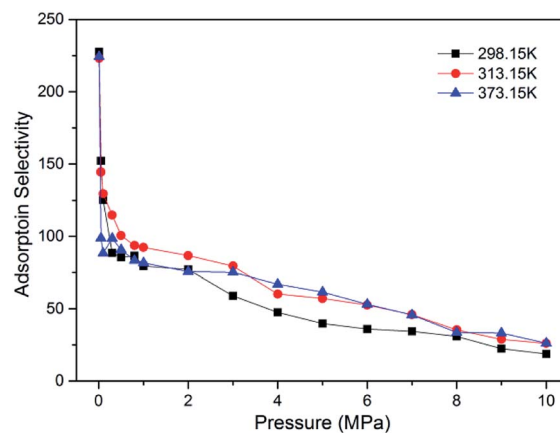


Fig. 5 Adsorption selectivity of CO<sub>2</sub>/CH<sub>4</sub> in brown coal as a function of pressure at different temperatures.

moisture content on CO<sub>2</sub>/CH<sub>4</sub> adsorption in CO<sub>2</sub>-ECBM project, CO<sub>2</sub>/CH<sub>4</sub>/H<sub>2</sub>O ternary mixture competitive adsorption behaviours in brown coal were studied in this section. A certain number of H<sub>2</sub>O molecules were pre-loaded on the optimized brown coal structure, as shown in Fig. 1(b). According to eqn (3), moisture contents of 2.53 wt%, 5.06 wt% and 7.59 wt% were obtained by pre-loading 20, 40 and 60 H<sub>2</sub>O molecules in the simulation cell, respectively. Fig. 6 demonstrates the competitive adsorption performance of CO<sub>2</sub>/CH<sub>4</sub>/H<sub>2</sub>O ternary mixture at different temperatures. It is found that the adsorption capacities of all three components decrease with the rise of temperature. In addition, it is observed that compared with single component or binary mixture of CO<sub>2</sub>/CH<sub>4</sub>, the adsorption capacities of CO<sub>2</sub> and CH<sub>4</sub> are significantly suppressed at the presence of moisture content. The adsorption capacity of H<sub>2</sub>O molecules is 7.552 mmol g<sup>-1</sup> under the condition of 8 MPa/298.15 K, while they are 0.241 mmol g<sup>-1</sup> and 0.001 mmol g<sup>-1</sup> for CO<sub>2</sub> and CH<sub>4</sub>, respectively. It can be seen that the adsorption capacity of the ternary mixture in brown coal follows the trend of H<sub>2</sub>O ≫ CO<sub>2</sub> > CH<sub>4</sub>. The reasons might be as follows. The quadrupole nature of CO<sub>2</sub> makes it easier to adsorb on the coal

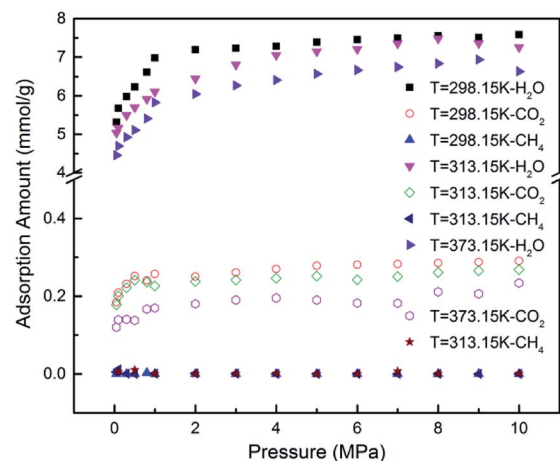


Fig. 6 Competitive adsorption amount of CO<sub>2</sub>/CH<sub>4</sub>/H<sub>2</sub>O ternary mixture at different temperatures.

matrix compared to the nonpolar CH<sub>4</sub> but harder compared to the polar H<sub>2</sub>O.<sup>40,47</sup> Also water molecules preferentially adsorb on the oxygen and nitrogen functional group in coal structures, resulting in significant decrease of the adsorption sites for CO<sub>2</sub> and CH<sub>4</sub> molecules.<sup>11,48</sup> Moreover, water molecules could adsorb each other with hydrogen bond to form clusters, which will further interfere with the adsorption of CO<sub>2</sub> and CH<sub>4</sub> molecules. The simulated results are consistent with the conclusions from previous experimental work by Day *et al.*<sup>49</sup>

Fig. 7(a) presents the comparison of the adsorption amount of CO<sub>2</sub>/CH<sub>4</sub> mixture in brown coal under dry and moist condition at the temperature of 298.15 K. From the simulation results, it can be seen that the adsorption amounts of CO<sub>2</sub>/CH<sub>4</sub> are much larger than that under moist condition. The results also show that the adsorption amount would decline with the increase of moisture content. Specifically, the adsorption amount of CO<sub>2</sub> decreases from 1.809 mmol g<sup>-1</sup> (0H<sub>2</sub>O, dry condition) to 0.122 mmol g<sup>-1</sup> (60H<sub>2</sub>O, 7.59 wt%) at the pressure of 8 MPa. For CH<sub>4</sub>, the value decreases from 0.0585 mmol g<sup>-1</sup> to 0.003 mmol g<sup>-1</sup>. That is to say, the CO<sub>2</sub> sequestration capacity would be reduced with the rise moisture content in brown coal, but the displacement efficiency of CH<sub>4</sub> by injected CO<sub>2</sub> could be potentially enhanced. In addition, it is found that as pressure increase, the adsorption amount of CO<sub>2</sub>/CH<sub>4</sub> would go up either in dry or moist condition in brown coal. The adsorption

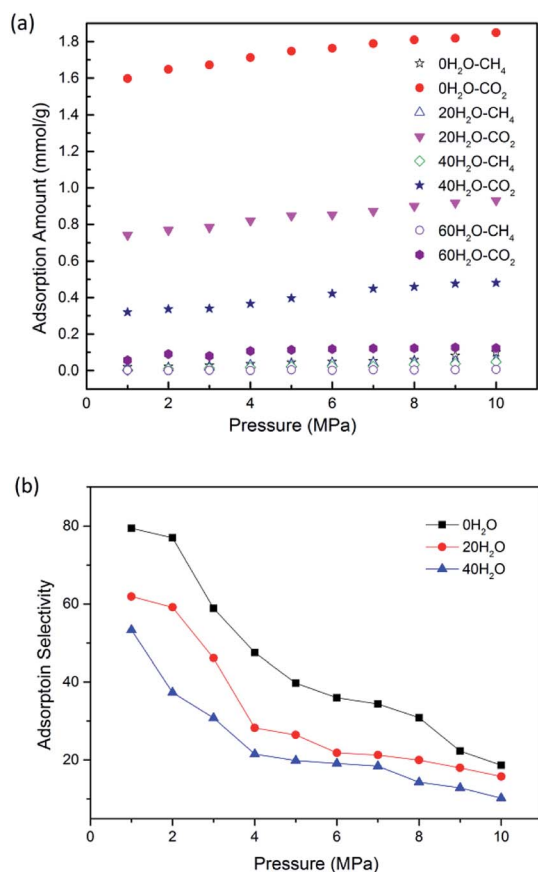


Fig. 7 The adsorption amount (a); adsorption selectivity (b) of CO<sub>2</sub>/CH<sub>4</sub> as a function of pressure at different moisture contents.

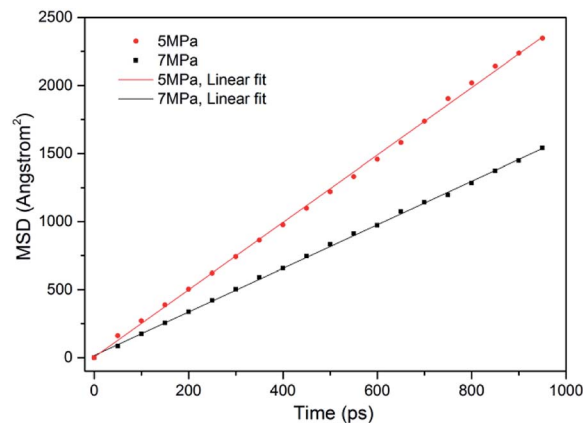


Fig. 8 Mean square displacement curves of CO<sub>2</sub> at different pressures.

selectivity of CO<sub>2</sub>/CH<sub>4</sub> is displayed in Fig. 7(b). It is observed that the adsorption selectivities decrease with the increasing pressure. The moisture contents lower than 5.06 wt% is unfavourable to adsorption selectivity. It should be mentioned that when moisture content further increases, the adsorption selectivity would be fluctuated because the adsorption capacity of CH<sub>4</sub> decreases to an extremely small amount under high moisture contents. The results would be helpful to determine the CO<sub>2</sub> injection amount into the brown coal reservoir according to its specific moisture condition.

### Self-diffusion behaviours of CO<sub>2</sub>/CH<sub>4</sub> binary mixture

In ECBM project, the desorbed gas from the coal matrix surface together with free gas in micropores diffuse into the coal cleat-fracture system. Therefore, diffusion plays an important role of gas transport in the ECBM process. As discussed before, self-diffusion coefficient can be determined by using mean square displacement (MSD) and Einstein method. Fig. 8 shows the MSD curves of CO<sub>2</sub> at different pressures at the temperature of 298.15 K. It is found that the slope for the pressure of 5 MPa is higher than that of 7 MPa, indicating that the self-diffusion coefficient of CO<sub>2</sub> decreases with the rise of pressure. In another word, high pressure is disadvantageous to the diffusion of gas in brown coal, which is consistent of previous experimental research.<sup>50</sup> The trend of self-diffusion coefficient for CO<sub>2</sub>/CH<sub>4</sub> binary mixture with pressure in dry coal is displayed in Fig. 9. The results illustrate that the self-diffusion coefficient of both CO<sub>2</sub> and CH<sub>4</sub> declines with pressure. Moreover, the self-diffusion coefficient of CO<sub>2</sub> is much higher than that of CH<sub>4</sub> under the same condition. The reason might be that CO<sub>2</sub> has relatively smaller kinetic diameter (0.33 nm) than that of CH<sub>4</sub> (0.38 nm).<sup>51</sup> Therefore, the ultramicropores in coal matrix that allow CO<sub>2</sub> molecules to diffuse may obstruct CH<sub>4</sub> molecules. The results are consistent with the conclusions obtained in previous research.<sup>52</sup>

Fig. 10 presents the comparison of self-diffusion coefficients of CO<sub>2</sub>/CH<sub>4</sub> in dry and moist brown coal. It is observed that the self-diffusion coefficients of CO<sub>2</sub>/CH<sub>4</sub> in dry brown coal are

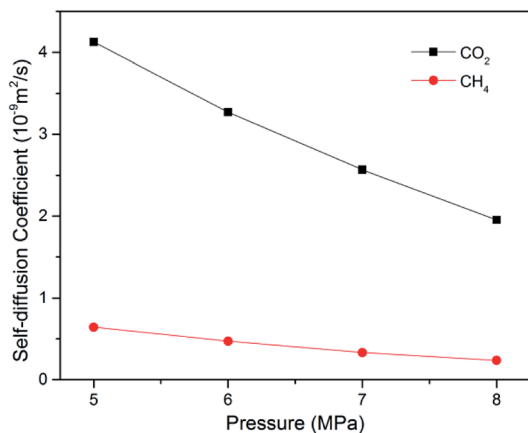


Fig. 9 Self-diffusion coefficient of CO<sub>2</sub> and CH<sub>4</sub> as a function of pressure.

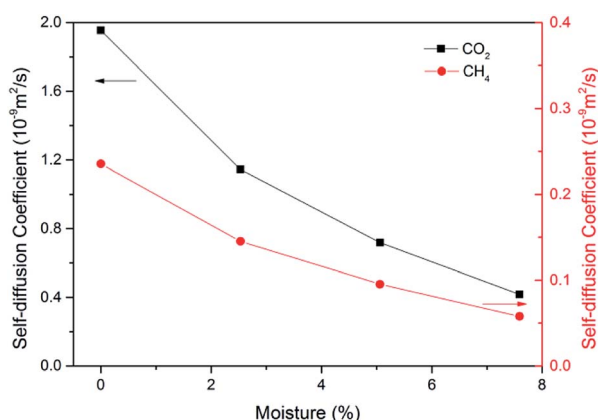


Fig. 10 Self-diffusion coefficient of CO<sub>2</sub> and CH<sub>4</sub> as a function of moisture content.

higher than that in moist condition. It can be attributed to the formed water clusters in moist coal which could narrow the micropores and create energy barriers for gas diffusions. This phenomenon is consistent with the experimental work in shale and coal matrix.<sup>53,54</sup> In addition, the self-diffusion coefficients of CO<sub>2</sub>/CH<sub>4</sub> decrease greatly with the rise of moisture content. Compared with brown coal in dry condition, the self-diffusion coefficients of CO<sub>2</sub> and CH<sub>4</sub> exhibit up to 78.7% and 75.4% reductions in brown coal with 7.59 wt% moisture content, respectively. Similar results have also been reported in coal matrix and shale nanopores.<sup>53,55</sup>

## Conclusions

In the present work, the competitive adsorption and diffusion characteristics of CO<sub>2</sub>/CH<sub>4</sub>/H<sub>2</sub>O mixture in brown coal were investigated by using GCMC and MD simulations. The effects of temperature, pressure and moisture content on competitive adsorption and diffusion behaviours of CO<sub>2</sub>/CH<sub>4</sub> have been explored and discussed in detail. The following conclusions were drawn from the investigations.

(1) Simulation results show that CO<sub>2</sub> is preferentially adsorbed over CH<sub>4</sub> in brown coal matrix. The adsorption of CH<sub>4</sub> is significantly suppressed at the presence of CO<sub>2</sub>. Up to 93.5% reduction in adsorption amount of CH<sub>4</sub> has been observed in CO<sub>2</sub>/CH<sub>4</sub> mixture compared with pure CH<sub>4</sub>.

(2) A lower temperature is favourable for the adsorption amount of binary mixture. With the rise of pressure, the adsorption amount of CO<sub>2</sub>/CH<sub>4</sub> is enhanced but adsorption selectivity declines. Therefore, an appropriate pressure should be concerned in CO<sub>2</sub>-ECBM project.

(3) Although the adsorption of both CH<sub>4</sub> and CO<sub>2</sub> are remarkably reduced, the displacement efficiency of CH<sub>4</sub> by injected CO<sub>2</sub> could be potentially enhanced at the presence of moisture content in brown coal. A proper CO<sub>2</sub> injection amount can be determined by the moisture condition in CO<sub>2</sub>-ECBM project.

(4) The self-diffusion coefficient of CO<sub>2</sub> is higher than that of CH<sub>4</sub> in either dry or moist brown coal within the studied parameters. Up to 78.7% and 75.4% reductions in self-diffusion coefficient have been observed for CO<sub>2</sub> and CH<sub>4</sub> in brown coal with 7.59 wt% moisture content.

## Conflicts of interest

There are no conflicts to declare.

## Acknowledgements

This work was supported by the National Natural Science Foundation of China (Grant No. 51706018, 51576063) and the Fundamental Research Funds for the Central Universities (Grant No. FRF-TP-18-018A2).

## References

- 1 C. McGlade, J. Speirs and S. Sorrell, *Energy*, 2013, **55**, 571–584.
- 2 A. Stephen, A. Adebusuyi, A. Baldygin, J. Shuster, G. Southam, K. Budwill, J. Foght, D. S. Nobes and S. K. Mitra, *RSC Adv.*, 2014, **4**, 22779–22791.
- 3 T. A. Moore, *Int. J. Coal Geol.*, 2012, **101**, 36–81.
- 4 T. Wang and B. Lin, *Renewable Sustainable Energy Rev.*, 2014, **39**, 546–554.
- 5 H. C. Lau, H. Li and S. Huang, *Energy Fuels*, 2017, **31**, 4588–4602.
- 6 National Development and Reform Commission (NDRC), *A strategy of Coal Bed Methane (Coal Mine Methane) Development and Utilization During the 13th Five Year Plan*, 2016, <http://www.ndrc.gov.cn/fzgggz/fzgh/ghwb/gjjgh/201708/W020170809596452050477.docx>, (in Chinese).
- 7 B. Nie, X. Liu, L. Yang, J. Meng and X. Li, *Fuel*, 2015, **158**, 908–917.
- 8 H. Li, Y. Ogawa and S. Shimada, *Fuel*, 2003, **82**, 1271–1279.
- 9 Y. Huang, Q. P. Zheng, N. Fan and K. Aminian, *Appl. Energy*, 2014, **113**, 1475–1483.
- 10 F. van Bergen, J. Gale, K. J. Damen and A. F. B. Wildenborg, *Energy*, 2004, **29**, 1611–1621.



- 11 K. Mosher, J. He, Y. Liu, E. Rupp and J. Wilcox, *Int. J. Coal Geol.*, 2013, **109–110**, 36–44.
- 12 V. Prabu and N. Mallick, *Renewable Sustainable Energy Rev.*, 2015, **50**, 229–244.
- 13 M. S. A. Perera, *Energy Fuels*, 2017, **31**, 10324–10334.
- 14 A. Busch, Y. Gensterblum, B. M. Krooss and R. Littke, *Int. J. Coal Geol.*, 2004, **60**, 151–168.
- 15 A. Busch, Y. Gensterblum, B. M. Krooss and N. Siemons, *Int. J. Coal Geol.*, 2006, **66**, 53–68.
- 16 H. Yu, J. Yuan, W. Guo, J. Cheng and Q. Hu, *Int. J. Coal Geol.*, 2008, **73**, 156–166.
- 17 R. Sander, L. D. Connell, Z. Pan, M. Camilleri, D. Heryanto and N. Lupton, *Int. J. Coal Geol.*, 2014, **131**, 113–125.
- 18 A. S. Ranathunga, M. S. A. Perera, P. G. Ranjith and C. H. Wei, *Fuel*, 2017, **189**, 391–399.
- 19 M. Mukherjee and S. Misra, *Earth-Sci. Rev.*, 2018, **179**, 392–410.
- 20 Q. Zeng, Z. Wang, L. Liu, J. Ye, B. J. McPherson and J. D. McLennan, *Energy Fuels*, 2018, **32**, 1942–1955.
- 21 Y. Liu and J. Wilcox, *Environ. Sci. Technol.*, 2011, **45**, 809–814.
- 22 Y. Dang, L. Zhao, X. Lu, J. Xu, P. Sang, S. Guo, H. Zhu and W. Guo, *Appl. Surf. Sci.*, 2017, **423**, 33–42.
- 23 Y. Song, B. Jiang and W. Li, *Phys. Chem. Chem. Phys.*, 2017, **19**, 17773–17788.
- 24 H. Xu, W. Chu, X. Huang, W. Sun, C. Jiang and Z. Liu, *Appl. Surf. Sci.*, 2016, **375**, 196–206.
- 25 Y. Zhao, Y. Feng and X. Zhang, *Environ. Sci. Technol.*, 2016, **50**, 9380–9389.
- 26 Y. Zhao, Y. Feng and X. Zhang, *Fuel*, 2016, **165**, 19–27.
- 27 W. Zhang, M. He, H. Wei, X. Zhu, X. You, X. Lyu and L. Li, *Mol. Simul.*, 2018, **44**, 769–773.
- 28 X. H. Xia, B. Chen, X. D. Wu, Y. Hu, D. H. Liu and C. Y. Hu, *J. Cleaner Prod.*, 2017, **143**, 125–144.
- 29 M. Firouzi, E. C. Rupp, C. W. Liu and J. Wilcox, *Int. J. Coal Geol.*, 2014, **121**, 123–128.
- 30 J.-S. Bae and S. K. Bhatia, *Energy Fuels*, 2006, **20**, 2599–2607.
- 31 J. P. Mathews and A. L. Chaffee, *Fuel*, 2012, **96**, 1–14.
- 32 S. Bhoi, T. Banerjee and K. Mohanty, *Fuel*, 2014, **136**, 326–333.
- 33 K. Golzar, S. Amjad-Iranagh, M. Amani and H. Modarress, *J. Membr. Sci.*, 2014, **451**, 117–134.
- 34 M. L. Connolly, *Science*, 1983, **221**, 709–713.
- 35 B. Dai, A. Hoadley and L. Zhang, *Fuel*, 2017, **202**, 352–365.
- 36 M. Rieder, J. C. Crelling, O. Šustai, M. Drábek, Z. Weiss and M. Klementová, *Int. J. Coal Geol.*, 2007, **71**, 115–121.
- 37 H. Sun, *J. Phys. Chem. B*, 1998, **102**, 7338–7364.
- 38 J. E. Jones, *Proc. R. Soc. London, Ser. A*, 1924, **106**, 463–477.
- 39 N. Metropolis, A. W. Rosenbluth, M. N. Rosenbluth, A. H. Teller and E. Teller, *J. Chem. Phys.*, 1953, **21**, 1087–1092.
- 40 W. Zhou, Z. Zhang, H. Wang, Y. Yan and X. Liu, *RSC Adv.*, 2018, **8**, 33939–33946.
- 41 P. M. Mathias and T. W. Copeman, *Fluid Phase Equilib.*, 1983, **13**, 91–108.
- 42 J. Zhang, M. B. Clennell, K. Liu, D. N. Dewhurst, M. Pervukhina and N. Sherwood, *Fuel*, 2016, **177**, 53–62.
- 43 J. Zhang, M. B. Clennell, D. N. Dewhurst and K. Liu, *Fuel*, 2014, **122**, 186–197.
- 44 J. Zhang, K. Liu, M. B. Clennell, D. N. Dewhurst and M. Pervukhina, *Fuel*, 2015, **160**, 309–317.
- 45 H. J. Kim, Y. Shi, J. He, H.-H. Lee and C.-H. Lee, *Chem. Eng. J.*, 2011, **171**, 45–53.
- 46 Q. Wang and L. Huang, *Fuel*, 2019, **239**, 32–43.
- 47 S. Gautam, T. Liu and D. Cole, *Molecules*, 2018, **24**, 99.
- 48 Y. Gensterblum, A. Busch and B. M. Krooss, *Fuel*, 2014, **115**, 581–588.
- 49 S. Day, R. Sakurovs and S. Weir, *Int. J. Coal Geol.*, 2008, **74**, 203–214.
- 50 P. Naveen, M. Asif, K. Ojha, D. C. Panigrahi and H. B. Vuthaluru, *Energy Fuels*, 2017, **31**, 6825–6837.
- 51 X. G. Zhang, P. G. Ranjith, M. S. A. Perera, A. S. Ranathunga and A. Haque, *Energy Fuels*, 2016, **30**, 8832–8849.
- 52 J. Han, A. K. Bogomolov, E. Y. Makarova, Z. Yang, Y. Lu and X. Li, *Energy Fuels*, 2017, **31**, 13528–13535.
- 53 Z. Pan, L. D. Connell, M. Camilleri and L. Connelly, *Fuel*, 2010, **89**, 3207–3217.
- 54 W. Yuan, Z. Pan, X. Li, Y. Yang, C. Zhao, L. D. Connell, S. Li and J. He, *Fuel*, 2014, **117**, 509–519.
- 55 S. Wang, Q. Feng, M. Zha, F. Javadpour and Q. Hu, *Energy Fuels*, 2018, **32**, 169–180.