



Cite this: *RSC Adv.*, 2018, 8, 3036

Received 24th November 2017  
Accepted 6th January 2018

DOI: 10.1039/c7ra12755c

rsc.li/rsc-advances

# Metal-free oxidative isocyanides insertion with aromatic aldehydes to aroylated N-heterocycles†

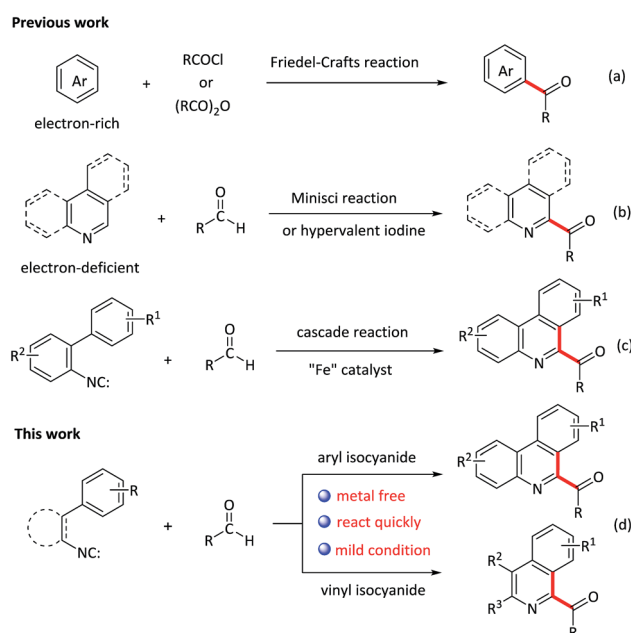
Yimiao He,<sup>ID</sup>\* Xuelian Wang, Jun-An Xiao, Jinying Pang, Chunfang Gan, Yanmin Huang and Chusheng Huang\*

A metal-free, mild and efficient protocol for the construction of aroylated N-heterocycles *via* radical cascade aroylation of phenyl or vinyl isocyanides with aromatic aldehydes has been developed. Both phenanthridine and isoquinoline derivatives are delivered quickly in moderate to good yields with high regioselectivity.

Acylation reactions are a powerful tool for the synthesis of carbonyl compounds, which are abundant in natural products, pharmaceuticals, and dye and agricultural industries.<sup>1</sup> Traditional acylation is Friedel–Crafts reaction (scheme 1a),<sup>2</sup> which proceeds by reacting arenes with acyl halides in the presence of Lewis or Brønsted acids. However, this methodology also suffers from poor regioselectivity, the use of stoichiometric amounts of reactive acyl halide reagents as well as electron-rich arenes, which restrict its extensive application in organic synthesis. Recently, great progresses have been made for C–C bond formations directly from two different C–H bonds under oxidative conditions that is termed the cross dehydrogenative coupling (CDC reaction),<sup>3,4</sup> representing the state-of-art in C–C bond-formation reactions. Such a coupling allows the use of simple nonfunctionalized substrates, thus making the synthesis shorter and more efficient. However, in contrast to the acylation of electron-rich aromatic compounds, very few methods are available for the acylation of electron-deficient heterocycles. Among these methods, the addition of nucleophilic acyl radicals to electron-deficient heterocyclic aromatic bases, that is, the Minisci reaction, is a commonly used approach (scheme 1b).<sup>5,6</sup> Very recently, Antonchick *et al.* described a  $\text{PhI}(\text{OCOCF}_3)_2$ -mediated cross-dehydrogenative coupling of heterocycles with aldehydes to construct acylated N-heterocycles (scheme 1b).<sup>7</sup> Compared with these previous works, the development of novel tandem reaction would be a better choice, as it allows to construct a series of acylated nitrogen-containing heterocycles in one pot.

Isocyanides are the versatile building blocks in organic synthesis due to their special structural and reactive properties, and have been widely applied in the formation of N-heterocycles.<sup>8</sup> Along with transition-metal catalyzed isocyanides

insertion, isocyanides are used as radical receptors with subsequent homolytic aromatic substitution to construct substituted N-heterocycles recently have also been realized.<sup>9</sup> For example, Studer and co-workers reported an efficient synthesis of 6-acylated phenanthridines through base promoted homolytic aromatic substitution of 2-isocyanobiphenyls with aromatic aldehydes using  $\text{FeCl}_3$  as an initiator.<sup>10</sup> However, this method also suffers from transition metal residues, harsh conditions and long time. Moreover, compared to the phenyl isocyanides, the addition of acyl radicals derived from aldehydes to vinyl isocyanides<sup>11</sup> and finally receive 1-acylated isoquinolines, to our knowledge, has not been realised. Considering the importance of both N-heterocycles and acyl groups, herein, we elaborate a quick oxidative isocyanide



Scheme 1 Strategies for the acylation reactions.

College of Chemistry and Materials Science, Guangxi Teachers Education University, Nanning 530001, P. R. China. E-mail: heyimiao@gxtc.edu.cn; huangcs@gxtc.edu.cn

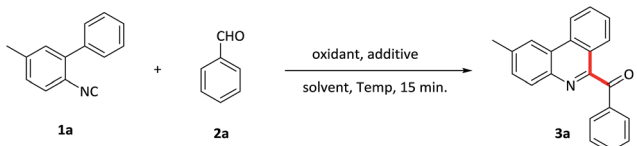
† Electronic supplementary information (ESI) available. See DOI: 10.1039/c7ra12755c



insertion reaction with aromatic aldehydes through PIDA/TMSN<sub>3</sub>-mediated C–C bond formation, delivering an efficient approach to construction of 6-arylated phenanthridine and 1-arylated isoquinoline derivatives in one pot (Scheme 1d).

Initially, the reaction was carried out by using 2-isocyanobiphenyl **1a** and benzaldehyde **2a** as model substrates in benzene with PIFA as the oxidant and TMSN<sub>3</sub> as the additive at room temperature (Table 1, entry 1). Pleasingly, the reaction of **1a** with 4 equiv. of **2a** in the presence of 2 equiv. of PIFA with TMSN<sub>3</sub> to give the desired **3a** in 23% yield. After screening various solvents, CH<sub>2</sub>Cl<sub>2</sub> was found to be the most efficient and provided **3a** in 27% yield (entries 2–4). Furthermore, replacing the additive TMSN<sub>3</sub> with NaN<sub>3</sub> didn't improve the reaction (entry 5). Subsequently, various oxidants were also evaluated and PIDA gave a better result, providing **3a** in 31% yield (entries 6–8). Importantly, a further improvement was achieved upon elevating the temperature to 50 °C (entry 9). However, further increasing the temperature resulted in the yield reduction, maybe due to the aldehyde being oxidized to carboxylate under harsh conditions. We also investigated the relative ratio of reactants (entries 10–13), and found that the addition of the amounts of aldehydes to 6 equivalent amounts along with oxidants and additives to 2.5 equivalent amounts led to the optimum result and gave **3a** in 74% yield (entry 12). The blank experiments demonstrated that both oxidants and additives were essential for the isocyanide insertion reactions (entries 14, 15). Consequently, the optimum reaction conditions were

Table 1 Optimization of reaction conditions<sup>a</sup>



Entry	Solvent	Oxidant	Additive	T [°C]	Yield <sup>b</sup> [%]
1	Benzene	PIFA	TMSN <sub>3</sub>	25	23
2	CH <sub>2</sub> Cl <sub>2</sub>	PIFA	TMSN <sub>3</sub>	25	27
3	DCE	PIFA	TMSN <sub>3</sub>	25	22
4	CH <sub>3</sub> CN	PIFA	TMSN <sub>3</sub>	25	n.d.
5	CH <sub>2</sub> Cl <sub>2</sub>	PIFA	NaN <sub>3</sub>	25	25
6	CH <sub>2</sub> Cl <sub>2</sub>	PIDA	TMSN <sub>3</sub>	25	31
7	CH <sub>2</sub> Cl <sub>2</sub>	PhI(OPiv) <sub>2</sub>	TMSN <sub>3</sub>	25	n.d.
8	CH <sub>2</sub> Cl <sub>2</sub>	TBHP	TMSN <sub>3</sub>	25	n.d.
9	CH <sub>2</sub> Cl <sub>2</sub>	PIDA	TMSN <sub>3</sub>	50	47
10 <sup>c</sup>	CH <sub>2</sub> Cl <sub>2</sub>	PIDA	TMSN <sub>3</sub>	50	52
11 <sup>c,d</sup>	CH <sub>2</sub> Cl <sub>2</sub>	PIDA	TMSN <sub>3</sub>	50	61
12 <sup>c,e</sup>	CH <sub>2</sub> Cl <sub>2</sub>	PIDA	TMSN <sub>3</sub>	50	74
13 <sup>c,f</sup>	CH <sub>2</sub> Cl <sub>2</sub>	PIDA	TMSN <sub>3</sub>	50	71
14 <sup>e</sup>	CH <sub>2</sub> Cl <sub>2</sub>	None	TMSN <sub>3</sub>	50	n.d.
15 <sup>e</sup>	CH <sub>2</sub> Cl <sub>2</sub>	PIDA	None	50	n.d.

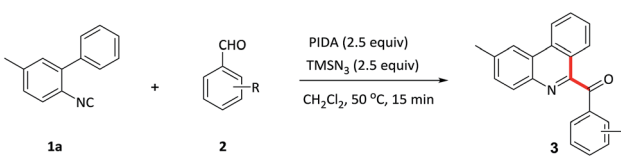
<sup>a</sup> Conditions: **1a** (0.2 mmol), **2a** (0.8 mmol), oxidant (0.4 mmol), additive (0.4 mmol) in solvent (2 mL) for 15 min. PIDA = phenyliodine(III) diacetate, PIFA = phenyliodine(III) bis(tri-fluoroacetate). <sup>b</sup> Isolated yields. <sup>c</sup> Oxidant (0.5 mmol), additive (0.5 mmol). <sup>d</sup> **2a** (1.0 mmol). <sup>e</sup> **2a** (1.2 mmol). <sup>f</sup> **2a** (1.4 mmol).

determined to be 2-isocyanobiphenyl **1a** with aldehyde **2a** (6 equiv.) in the presence of PIDA as well as TMSN<sub>3</sub> (2.5 equiv.) at 50 °C under air condition. It was noteworthy that the reaction proceeded without any metal catalysts in only 15 minutes.

With optimized conditions in hand, various benzaldehydes **2a–l** were first tested to react with 2-isocyanobiphenyl **1a** to form the corresponding 6-aryl phenanthridine products **3a–l**. As showed in Table 2, benzaldehydes bearing electron-rich groups (**2b–d**) such as methyl, ethyl and methoxy at the *para*-position underwent this oxidative isocyanide insertion process smoothly to afford the desired products in moderate to good yields (63–76%). Weakly electron-withdrawing groups, for example, fluoro (**2e**) and chloro (**2f**) substituents, gave lower yield. When the benzaldehyde moiety was substituted by strongly electron-withdrawing group such as CF<sub>3</sub> (**2g**) at the *para*-position, the yield was sharply decreased and only 13% yield of **3g** was obtained (**2g** was recovered in 82% yield). These results indicated that electronic effects exerted by the substituents on the arene ring of the benzaldehyde component had an important influence on this reaction. Moreover, lower yields were achieved for the *ortho*-substituents maybe due to the steric effect (**3h–j**). In addition, *meta*-substituted groups also gave the corresponding products **3k** and **3l** in moderate yield.

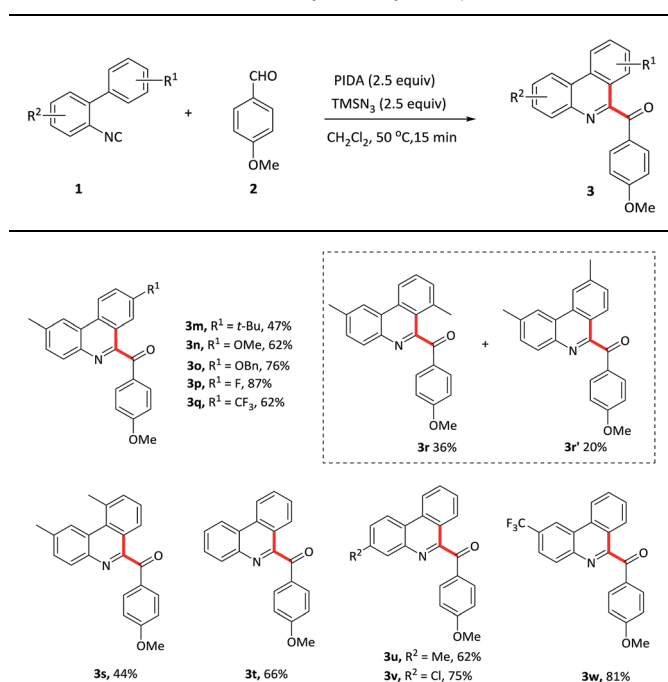
The isocyanobiphenyl moiety was subsequently evaluated (Table 3). Various substituents on the arene ring without the isocyanide group at the 4-position were tolerant well, affording the desired products in moderate to good yield. For example, electron-donating groups such as *t*-Bu, OMe, OBn gave the product **3m–o** in 47–76% yield. Electron-withdrawing F, CF<sub>3</sub> substituents also formed the product **3p** and **3q** in 87% and 62% yield, respectively. To explore the regioselectivity, 3-methylisocyanidebiphenyl **1r** was employed as substrate to proceed

Table 2 Variation of the aldehyde component<sup>a</sup>



<b>3b</b> , R = Me, 66%	<b>3h</b> , R = Me, 50%
<b>3c</b> , R = Et, 63%	<b>3i</b> , R = <i>t</i> -Bu, 35%
<b>3d</b> , R = OMe, 76%	
<b>3e</b> , R = F, 49%	
<b>3f</b> , R = Cl, 45%	
<b>3g</b> , R = CF <sub>3</sub> , 13%	
<b>3j</b> , 51%	<b>3k</b> , R = Me, 42%
	<b>3l</b> , R = OMe, 52%

<sup>a</sup> Reaction conditions: **1a** (0.2 mmol), **2** (1.2 mmol), PIDA (0.5 mmol), TMSN<sub>3</sub> (0.5 mmol) in CH<sub>2</sub>Cl<sub>2</sub> (2 mL) at 50 °C for 15 min.

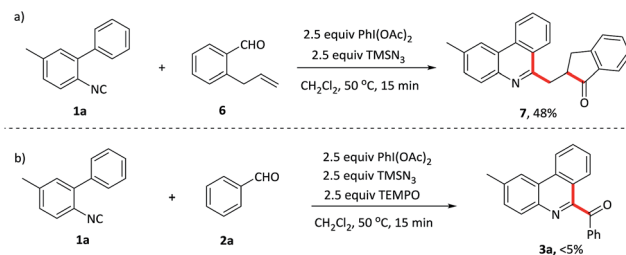
Table 3 Variation of the 2-isocyanobiaryl component<sup>a</sup>

<sup>a</sup> Reaction conditions: **1** (0.2 mmol), **2** (1.2 mmol), PIDA (0.5 mmol), TMSN<sub>3</sub> (0.5 mmol) in CH<sub>2</sub>Cl<sub>2</sub> (2 mL) at 50 °C for 15 min.

this oxidative isocyanide insertion process, and gave a mixture of two isomers **3r** and **3r'**, the ratio of which was 1.8 : 1. *Ortho*-methyl derivative **1s** gave the targeted product **3s** in a slight lower yield maybe owing to the steric effect. In addition, the substituent effects on the aromatic ring attached to isocyanide moiety were also been explored. Not only the electron-rich group such as methyl substituent but also the electron-withdrawing groups such as chloro and trifluoromethyl substituents were compatible with this oxidative cyclization process, and formed the products **3u-w** in 62–81% yield. Importantly, halogen substituent could be used as a coupling partner for further transformation.

Vinyl isocyanides were also explored. Methyl-4-aryl-1-aryloxyisoquinoline-3-carboxylates **5a-d** were prepared in moderate yields starting from the corresponding vinyl isocyanides and 4-methoxybenzaldehyde **2**. Furthermore, 4-methyl substituent isoquinoline **5e** was also formed in a slightly lower yield (41%).

To investigate the mechanism for this oxidative isocyanide insertion reaction, several control experiments were conducted. Benzaldehyde **6** containing *ortho* terminal alkene was first reacted with **1a** under the standard conditions (Scheme 2a). Phenanthridine derivatives **7**, attached by 2,3-dihydro-1*H*-inden-1-one with a methylene linkage, was formed through acyl radical addition to the intramolecular C–C double bond, followed by the reaction with isocyanide **1a**. It provided a novel and efficient approach for the synthesis of multi heterocyclic systems bearing a phenanthridine moiety. Furthermore, when TEMPO, a radical scavenger, was added into the system, the reaction was suppressed and the starting material **1a** was

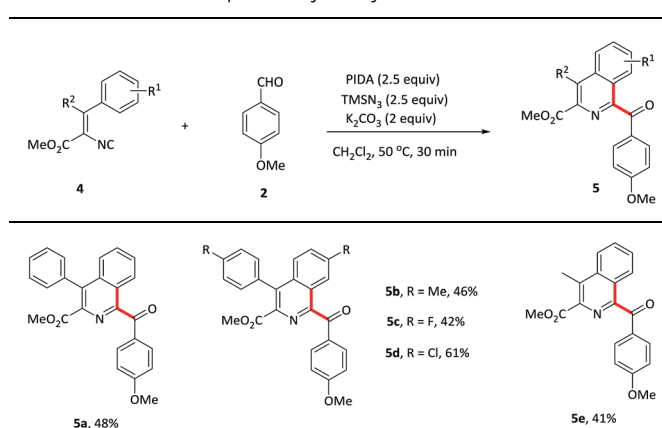


Scheme 2 (a) Radical clock experiment. (b) Radical interception experiment.

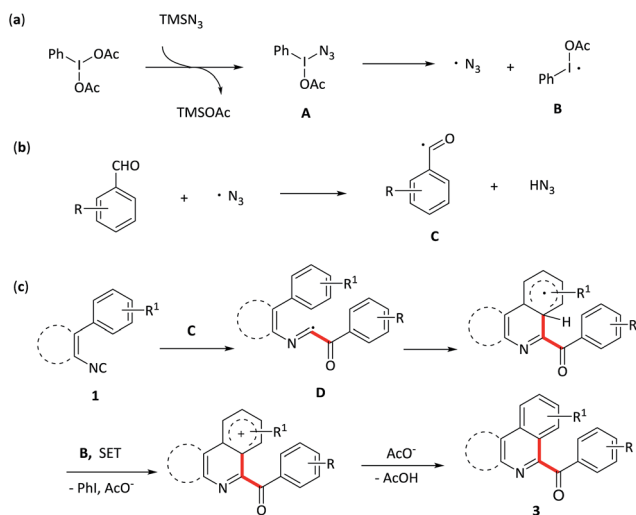
recovered in 90% yield (Scheme 2b). These results indicated that the reaction probably involved a radical process (Table 4).

Based on the above results and previous reports,<sup>7</sup> a plausible mechanism pathway for PhI(OAc)<sub>2</sub>/N<sub>3</sub>-mediated synthesis of aroylated nitrogen-containing aromatic heterocycles starting from aryl or vinyl isocyanides with aromatic aldehydes is depicted in Scheme 3. Initial ligand exchange between PhI(OAc)<sub>2</sub> and TMSN<sub>3</sub> provides hypervalent iodide intermediate **A**, which next undergoes a thermal homolytic cleavage to generate an azide radical and radical **B**. Then, the azide radical abstracts an H atom from the aldehyde to release the acyl radical **C**, which attacks the isocyanide **1** to form the imidoyl radical **D**. Radical **D** subsequently experiences a homolytic aromatic substitution followed by an oxidative aromatization process and finally afford the targeted aroylated nitrogen-containing aromatic heterocycles **3**.

In summary, we have developed a mild and efficient protocol for the construction of aroylated azaheterocyclic arenes *via* oxidative isocyanide insertion of isocyanides with benzaldehydes under metal-free conditions. Diversified phenanthridine and isoquinoline derivatives are assembled quickly in moderate to good yields with high regioselectivity. Interestingly, benzaldehyde bearing *ortho*-allyl substituent can also be applied in this reaction, allowing the installation of other heterocycle to

Table 4 Substrate scope of vinyl isocyanides<sup>a</sup>

<sup>a</sup> Reaction conditions: **1** (0.2 mmol), **2** (1.2 mmol), PIDA (0.5 mmol), TMSN<sub>3</sub> (0.5 mmol) and K<sub>2</sub>CO<sub>3</sub> (0.4 mmol) in CH<sub>2</sub>Cl<sub>2</sub> (2 mL) at 50 °C for 30 min.



Scheme 3 Proposed mechanism.

phenanthridine by a methylene tether. Control experiments reveals that the reaction probably experiences a radical process. Further investigations on the chemistry of isocyanides and biological evaluation of the reductant products are underway in our laboratory.

## Conflicts of interest

There are no conflicts to declare.

## Acknowledgements

This work was financially supported by National Natural Science Foundation of China (21702034), Natural Science Foundation of Guangxi Province (2017GXNSFBA198089), Guangxi Colleges and Universities Basic Ability Promotion Project of Young Teachers (2017KY0405), Collaborative Innovation Center of Southwest Ethnic Medicine (Guangxi Normal University), Key Disciplines of Organic Chemistry Funding, Guangxi Teachers Education University (8941).

## Notes and references

- (a) J. Slavík and L. Slavíková, *Collect. Czech. Chem. Commun.*, 1996, **61**, 1047; (b) H. Surburg and J. Panten, *Common Fragrance and Flavor Materials*, Wiley-VCH, Weinheim, Germany, 5th edn, 2006; (c) M. A. J. Duncton, *Med. Chem. Commun.*, 2011, **2**, 1135.
- G. A. Olah, *Friedel-Crafts Chemistry*, Wiley, New York, 1973.
- For recent reviews on CDC reactions, see: (a) C. S. Yeung and V. M. Dong, *Chem. Rev.*, 2011, **111**, 1215; (b) K. M. Engle, T.-S. Mei, M. Wasa and J.-Q. Yu, *Acc. Chem. Res.*, 2012, **45**, 788; (c) G. Rouquet and N. Chatani, *Angew. Chem., Int. Ed.*, 2013, **52**, 11726; (d) F. Zhang and D. R. Spring, *Chem. Soc. Rev.*, 2014, **43**, 6906; (e) Z. Chen, B. Wang, J. Zhang, W. Yu, Z. Liu and Y. Zhang, *Org. Chem. Front.*, 2015, **2**, 1107; (f) T. Gensch, M. N. Hopkinson, F. Glorius and J. Wencel-Delord, *Chem. Soc. Rev.*, 2016, **45**, 2900; (g) Y. Park, Y. Kim and S. Chang, *Chem. Rev.*, 2017, **117**, 9247.
- For recent examples on C-C bond formations under metal-free conditions, see: (a) A. P. Antonchick and L. Burgmann, *Angew. Chem., Int. Ed.*, 2013, **52**, 3267; (b) M. Ito, H. Kubo, I. Itani, K. Morimoto, T. Dohi and Y. Kita, *J. Am. Chem. Soc.*, 2013, **135**, 14078; (c) S. Y. Shang, D. Zhang-Negrerie, Y. F. Du and K. Zhao, *Angew. Chem., Int. Ed.*, 2014, **53**, 6216; (d) S. Manna and A. P. Antonchick, *Angew. Chem., Int. Ed.*, 2014, **53**, 7324; (e) R. Narayan, K. Matcha and A. P. Antonchick, *Chem.-Eur. J.*, 2015, **21**, 14678; (f) K. Morimoto, K. Sakamoto, T. Ohshika, T. Dohi and Y. Kita, *Angew. Chem., Int. Ed.*, 2016, **55**, 16.
- For reviews on Minisci reaction, see: (a) F. Minisci, A. Citterio and C. Giordano, *Acc. Chem. Res.*, 1983, **16**, 27; (b) F. Minisci, F. Fontana and E. Vismara, *J. Heterocycl. Chem.*, 1990, **27**, 79; (c) C. Punta and F. Minisci, *Trends Heterocycl. Chem.*, 2008, **13**, 1; (d) M. A. J. Duncton, *Med. Chem. Commun.*, 2011, **2**, 1135.
- (a) W. Pfeleiderer, *Tetrahedron Lett.*, 1984, **25**, 1031; (b) F. Minisci, F. Recupero, A. Cecchetto, C. Punta, C. Gambarotti, F. Fontana and G. F. Pedulli, *J. Heterocycl. Chem.*, 2003, **40**, 325; (c) M. A. J. Duncton, M. A. Estiarte, R. J. Johnson, M. Cox, D. J. R. O'Mahony, W. T. Edwards and M. G. Kelly, *J. Org. Chem.*, 2009, **74**, 6354; (d) J. M. Pruet, J. D. Robertus and E. V. Anslyn, *Tetrahedron Lett.*, 2010, **51**, 2539; (e) C. A. Correia, L. Yang and C.-J. Li, *Org. Lett.*, 2011, **13**, 4581.
- K. Matcha and A. P. Antonchick, *Angew. Chem., Int. Ed.*, 2013, **52**, 2082.
- (a) I. Ugi, *Isonitrile Chemistry*, Academic Press, New York, 1971; (b) A. Dömling and I. Ugi, *Angew. Chem., Int. Ed.*, 2000, **39**, 3168; (c) A. Dömling, *Chem. Rev.*, 2006, **106**, 17; (d) A. V. Lygin and A. Meijere, *Angew. Chem., Int. Ed.*, 2010, **49**, 9094; (e) A. V. Gulevich, A. G. Zhdanko, R. V. A. Orru and V. G. Nenajdenko, *Chem. Rev.*, 2010, **110**, 5235; (f) V. G. Nenajdenko, *Isocyanide Chemistry*, Wiley-VCH, Weinheim, Germany, 2012.
- (a) B. Zhang, C. Muck-Lichtenfeld, C. G. Daniliuc and A. Studer, *Angew. Chem., Int. Ed.*, 2013, **52**, 10792; (b) Q. Wang, X. Dong, T. Xiao and L. Zhou, *Org. Lett.*, 2013, **15**, 4846; (c) X. Sun and S. Yu, *Org. Lett.*, 2014, **16**, 2938; (d) M. Tobisu, K. Koh, T. Furukawa and N. Chatani, *Angew. Chem., Int. Ed.*, 2012, **51**, 11363; (e) B. Zhang, C. G. Daniliuc and A. Studer, *Org. Lett.*, 2014, **16**, 250; (f) J. Liu, C. Fan, H. Yin, C. Qin, G. Zhang, X. Zhang, H. Yi and A. Lei, *Chem. Commun.*, 2014, **50**, 2145; (g) X. Li, M. Fang, P. Hu, G. Hong, Y. Tang and X. Xu, *Adv. Synth. Catal.*, 2014, **356**, 2103; (h) C. Pan, J. Han, H. Zhang and C. Zhu, *J. Org. Chem.*, 2014, **79**, 5374; (i) H. Y. Tu, Y. R. Liu, J. J. Chu, B. L. Hu and X. G. Zhang, *J. Org. Chem.*, 2014, **79**, 9907; (j) Z. Xu, C. Yan and Z.-Q. Liu, *Org. Lett.*, 2014, **16**, 5670; (k) Z. Li, F. Fan, J. Yang and Z.-Q. Liu, *Org. Lett.*, 2014, **16**, 3396; (l) L. Wang, H. Zhu, S. Guo, J. Cheng and J.-T. Yu, *Chem. Commun.*, 2014, **50**, 10864; (m) P. Xiao, J. Rong, C. Ni, J. Guo, X. Li, D. Chen and J. Hu, *Org. Lett.*, 2016, **18**, 5912.

- 10 D. Leifert, C. G. Daniliuc and A. Studer, *Org. Lett.*, 2013, **15**, 6286.
- 11 (a) Y. Cheng, X. Yuan, H. Jiang, R. Wang, J. Ma, Y. Zhang and S. Yu, *Adv. Synth. Catal.*, 2014, **356**, 2859; (b) B. Zhang and A. Studer, *Org. Biomol. Chem.*, 2014, **12**, 9895; (c) H. Jiang, Y. Cheng, R. Wang, Y. Zhang and S. Yu, *Chem. Commun.*, 2014, **50**, 6164; (d) Z. Xiong, J. Wang, Y. Wang, S. Luo and Q. Zhu, *Org. Chem. Front.*, 2017, **4**, 1768.