

Cite this: *Chem. Sci.*, 2024, 15, 12442

All publication charges for this article have been paid for by the Royal Society of Chemistry

Received 7th June 2024

Accepted 3rd July 2024

DOI: 10.1039/d4sc03739a

rsc.li/chemical-science

# Unified ionic and radical C-4 alkylation and arylation of pyridines†

Qiu Shi, Xiaofeng Huang, Ruizhi Yang and Wenbo H. Liu \*

C–H Functionalization of pyridines is an efficient strategy to access pyridine derivatives occurring in pharmaceuticals, agrochemicals, and materials. Nucleophilic additions to pyridiniums *via* both ionic and radical species have proven particularly useful. However, these reactions suffer from poor regioselectivity. By identifying an enzyme-mimic pocket-type urea activation reagent, we report a general platform for pyridine C-4 functionalization. Both ionic and radical nucleophiles can be incorporated to achieve the alkylation and arylation. Notably, the highly regioselective C-4 radical arylation is disclosed for the first time. The broad scope of nucleophiles and pyridines renders this platform applicable to the late-stage functionalization of drug-like molecules and the preparation of complex biologically important molecules.

## Introduction

The prevalence of pyridine motifs in pharmaceuticals, agrochemicals, and functional materials underscores the importance of their synthesis.<sup>1</sup> Among established synthetic methods, C–H functionalization of simple pyridines is arguably the most straightforward to access complex pyridine derivatives.<sup>2</sup> To this end, one prominent strategy is to convert pyridines to pyridiniums, which are more electrophilic than the unactivated pyridines. Nucleophilic addition to the pyridiniums by either ionic or radical nucleophiles (the so-called Minisci reaction) efficiently affords the functionalized pyridines.<sup>3</sup> Regarding the ionic nucleophilic addition, an oxidative rearomatization step is usually required in order to obtain the pyridine derivatives. In contrast, radical addition can directly afford the functionalized pyridines. However, because multiple reactive sites are available for unbiased pyridines, both the ionic and radical additions suffer from the regioselectivity (C-2 *vs.* C-4 isomers) and the overreaction issues<sup>3</sup> (Fig. 1a). Uncontrollable formation of both regioisomers remains one of the most important yet unsolved problems in the area of pyridinium functionalization. Regioselective protocols for C–H functionalization of non-biased pyridine are thus in high demand. Compared to C-2 (ref. 4) and C-3,<sup>5</sup> C-4 functionalization *via* direct C–C bond formation is special considering that the C-4 position is far away from the N atom, which, as the key directing group for C–H activation and directed *ortho*-metalation, is less potent to influence the C-4 position.

One powerful C-4 functionalization strategy is to preinstall a transformable heteroatom linchpin selectively, which can then couple with a wide range of C-based nucleophiles. The selectivity of this strategy is enabled by the steric hindrance

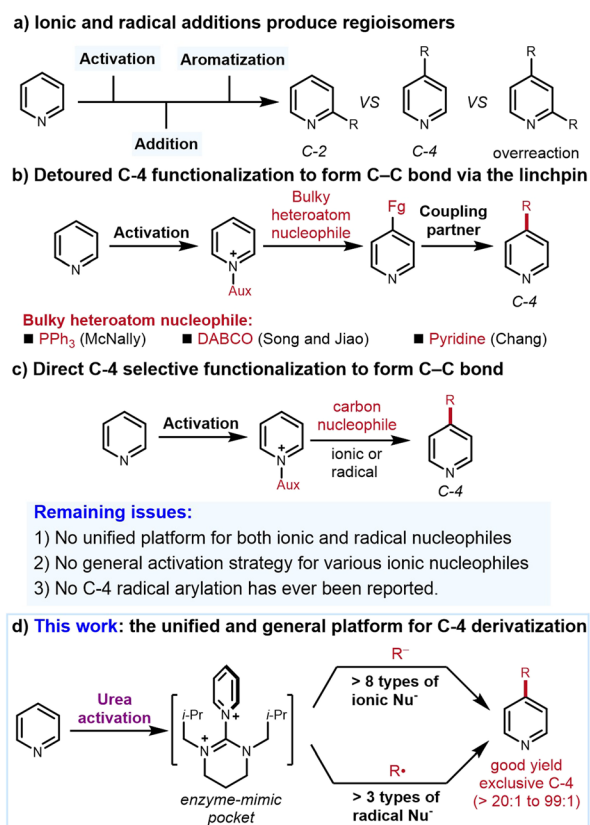


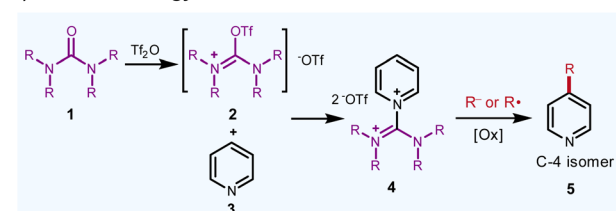
Fig. 1 Background and this work.

School of Chemistry, Sun Yat-sen University, Guangzhou, 510006, China. E-mail: liuwb29@mail.sysu.edu.cn

† Electronic supplementary information (ESI) available. See DOI: <https://doi.org/10.1039/d4sc03739a>



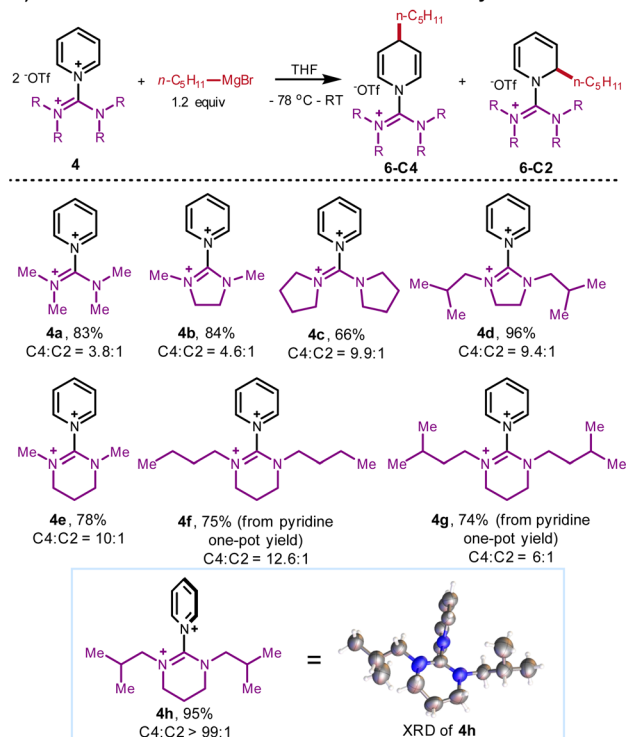
## a) Research strategy



## Key hypothesis:

- Substituents of urea can shield the C2 and C6 positions of pyridinium 4
- Two positive charges make pyridinium 4 very electrophilic
- High stability makes 4 survive both radical and ionic generation conditions

## b) Evaluation of different ureas on the C4/C2 selectivity



## c) Oxidative rearomatization

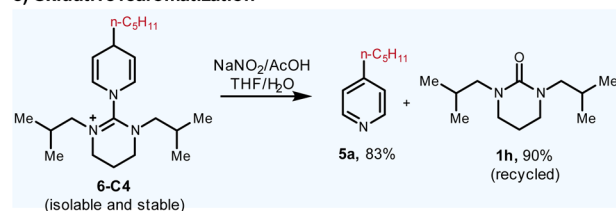


Fig. 2 Design strategy and evaluation of diverse ureas with different structures. The yields and ratio of regioisomers were determined by  $^1\text{H}$  NMR. Please see ESI† for experimental details.

between bulky heteroatom nucleophiles and N-activation reagents. Notable examples include  $\text{PPh}_3$  developed by McNally,<sup>6a-i</sup> DABCO developed by Song and Jiao<sup>6j</sup> and pyridine developed by Chang<sup>6k</sup> among others<sup>6l-n</sup> (Fig. 1b). Despite the high regioselectivity, this strategy requires the formation of heteroatom nucleophile-based intermediates. Directly constructing the C-C bonds between the pyridine and coupling partners is more step-economical but more difficult because unlike  $\text{PPh}_3$  and DABCO, the structures of the carbon nucleophiles are not

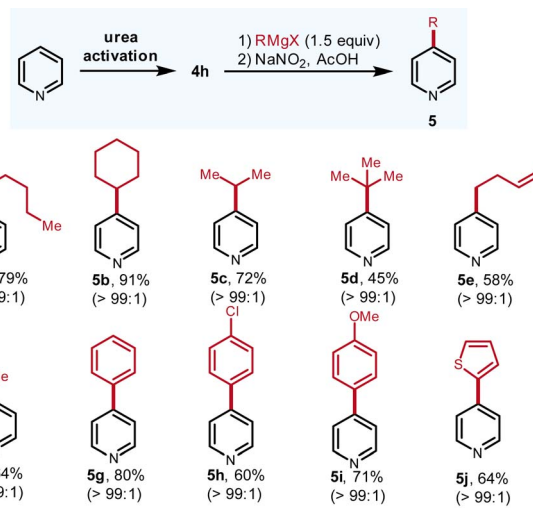


Fig. 3 Scope of Grignard reagents. The yields refer to the isolated yields of pure compounds. The ratios were determined by  $^1\text{H}$  NMR and GC-MS. Due to the low boiling points, the yields of 5c and 5f were determined by  $^1\text{H}$  NMR. Please see ESI† for experimental details.

fixed and broadly diversified. For instance, the challenges to induce high C-4 regioselectivity for bulky *tert*-butyl group and the methyl group as the nucleophiles are different. The conditions feasible for the *tert*-butyl group to afford high selectivity may not be qualified for the methyl. Therefore, establishing a unified protocol for all C-based nucleophiles instead of some specific heteroatom nucleophiles is apparently more difficult (Fig. 1c).

In this context, Knochel *et al.* reported that the Grignard and organozinc reagents selectively react at the C-4 positions of pyridines *via*  $\text{BF}_3 \cdot \text{Et}_2\text{O}$  activation although only substituted biased pyridines are effective and simple pyridine cannot be derivatized.<sup>7a</sup> Through silylium catalysis, List *et al.* found that silyl ketene acetals add onto the silyl-activated pyridinium in high C-4 selectivity.<sup>7b</sup> Other approaches with alkenes/alkynes/electron-rich arenes as the ionic coupling partners were also known.<sup>7c-i</sup> Besides the ionic nucleophiles, radicals are also applied to the pyridine C-4 alkylation (but no arylation so far). Hong *et al.* developed numerous elegant transformations for C-4 functionalization with alkyl bromide, alkane and cyclopropanol as the radical precursors.<sup>8a-c</sup> Meanwhile, Baran *et al.* invented a highly selective C-4 radical alkylation, which requires two steps to install the activation reagent. Since these installation steps rely on strong acids and reflux conditions, it seems that only simple pyridines could be alkylated.<sup>8d</sup> More recently, Studer *et al.* found that upon acid isomerization, their powerful and versatile C-3-selective protocol can afford C-4 selectivity with both ionic and radical species.<sup>8e</sup>

These methods represent the state of the art of the field. Nevertheless, some unaddressed issues remain: (1) most examples are specific either to ionic or radical nucleophiles. The protocol that accommodates both ionic and radical nucleophiles is rare. (2) When ionic nucleophiles are concerned, the scope is narrow. One activation strategy is usually only suitable

to one specific type of nucleophile. An activation strategy that is applicable to diverse nucleophiles with variable nucleophilicity is elusive. (3) When radical species are used, established protocols are only efficient for C-4 alkylation and no C-4 arylation has ever been reported.<sup>3b,c,8</sup> To address these issues, we conceive that the qualified pyridinium candidate should meet several criteria including (1) high stability to tolerate the conditions generating ionic nucleophiles and radicals without causing the activating reagents to fall off; (2) strong electrophilicity to accommodate nucleophiles with variable nucleophilicity and (3) exceptional reliable regiochemical control. With these concerns in mind, herein, we disclose a general and practical C-4 alkylation and arylation of pyridines with both ionic and radical nucleophiles through a unified platform (Fig. 1d). The success of this protocol hinges on the identification of an enzyme-mimic pocket-type urea to convert pyridines

to stable, highly electrophilic pyridiniums with both C-2 and C-6 positions perfectly shielded.

## Results and discussion

Recently, our laboratory has reported an aromatic C–H oxazolinone.<sup>9</sup> During this study, modest *para*-selectivity was observed when substituted oxazolidinone as the oxazolinone reagent was employed. Building on this and inspired by the pioneering work of Charette on C-2 functionalization of pyridine with secondary amide as the activation reagent,<sup>4a</sup> we envision that substituted urea may be feasible to selectively activate the pyridines upon triflic anhydride activation.<sup>10</sup> Two substituents of the urea flank the C-2 and C-6 positions of pyridiniums instead of one in the oxazolidinone and amide, thereby creating a more confined enzyme-mimic pocket. Besides, due to the presence of two positive charges, the resulting guanidinium adduct is more electrophilic than normal pyridiniums, thereby implying that a broad range of nucleophiles with variable nucleophilicity can all be accommodated (Fig. 2a).

Guided by these propositions, after converting pyridine to the guanidinium-type adduct **4**, we have screened various ureas to evaluate the C-4/C-2 selectivity *via* applying the Grignard reagents as the nucleophile (Fig. 2b). Consistent with our hypothesis, the selectivity is indeed correlated with the steric hindrance of substituents on ureas. By altering the backbones and the substituents, it is concluded that **4h** reacts with *n*-pentyl

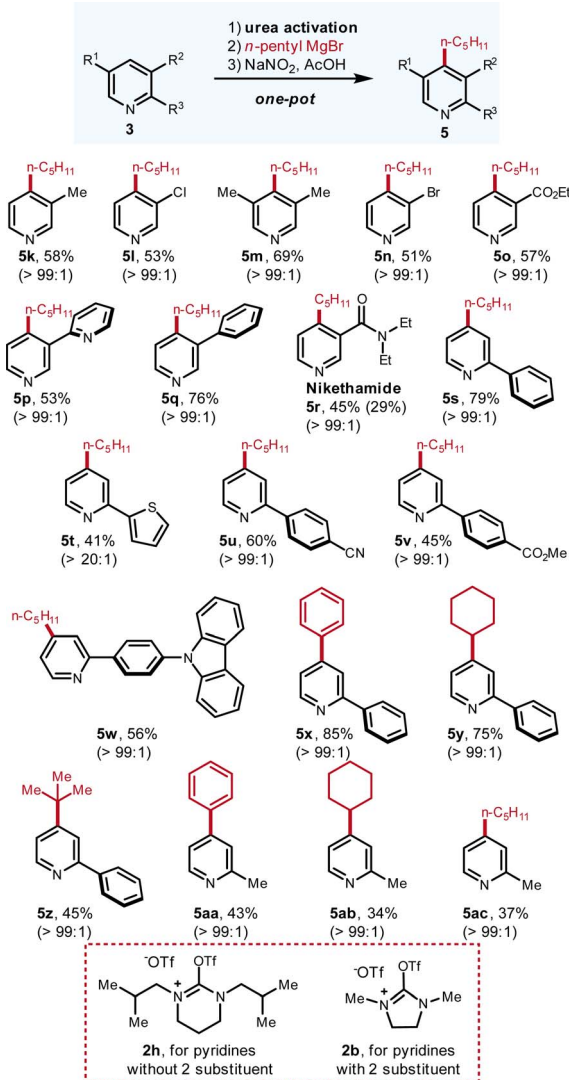


Fig. 4 Scope of pyridines with Grignard as the nucleophile. The yields refer to the isolated yields of pure compounds in one pot from pyridine. The ratios were determined by <sup>1</sup>H NMR and GC-MS. Please see ESI† for experimental details.

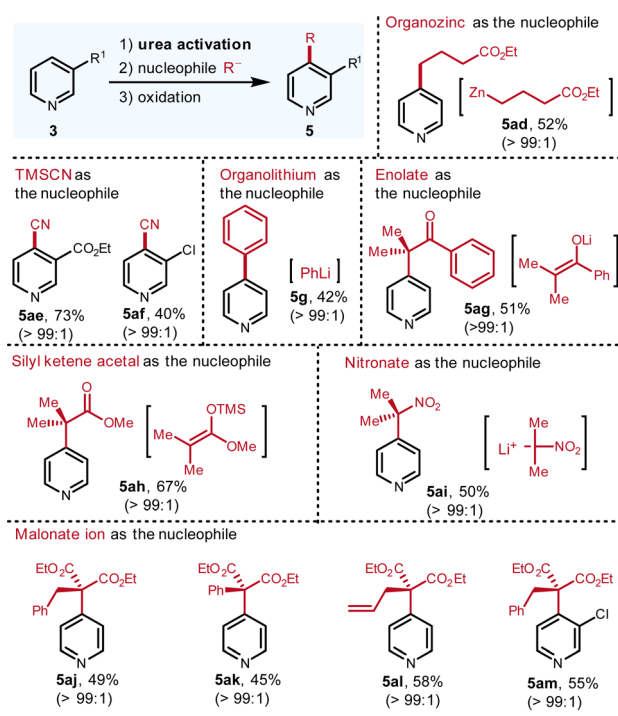


Fig. 5 Other feasible nucleophiles for C-4 functionalization. The yields refer to the isolated yields of pure compounds. The ratios were determined by <sup>1</sup>H NMR and GC-MS. Please see ESI† for experimental details.

Grignard reagent to form the dihydropyridine in 95% yield with an excellent C-4/C-2 selectivity (>99:1 by GC-MS). The crystal structure of **4h** suggests that the pyridine and the urea rings are twisted with the 90 °C dihedral angle and the two isobutyl groups shelter the left and right faces of C-2 and C-6 of the pyridine. When the LUMO of the pyridinium interacts with the HOMO of the nucleophile, the nucleophilic reaction follows the Bürgi–Dunitz angle, which implies that the attack trajectory of C-2 and C-6 would be hampered by the two isobutyl groups. In contrast, the C-4 is far away from the substituents, which is not affected for the nucleophilic addition.

The two isobutyl groups and 6-membered cyclic urea backbone are critical for the twisted structure of **4h**. As a comparison, XRD analysis shows almost no shielding effect of C-2 and C-6 in **4a** (please see ESI† for the crystal structure of **4a**). It

should be noticed that the Grignard reagents are classified as hard nucleophiles in terms of HSAB (hard–soft–acid–base) theory, which usually afford C-2 addition unless the copper salt is added to form the soft organocuprate nucleophiles.<sup>11</sup> In our case, the selectivity completely switches to C-4, thus demonstrating that this urea activation reagent is robust to shield both C-2 and C-6 positions. Finally, when the addition product **6-C4** was subjected to the oxidative rearomatized conditions, the pyridine derivative **5a** was isolated in good yield. Moreover, the urea **1h** was isolated in high yield (90%), which can be further recycled (Fig. 2c). Remarkably, because of the electron-withdrawing feature of the guanidinium motifs, this dihydropyridine adduct **6-C4** is isolable and stable to air, which is unique for the dihydropyridine without electron-withdrawing groups on the pyridine rings.

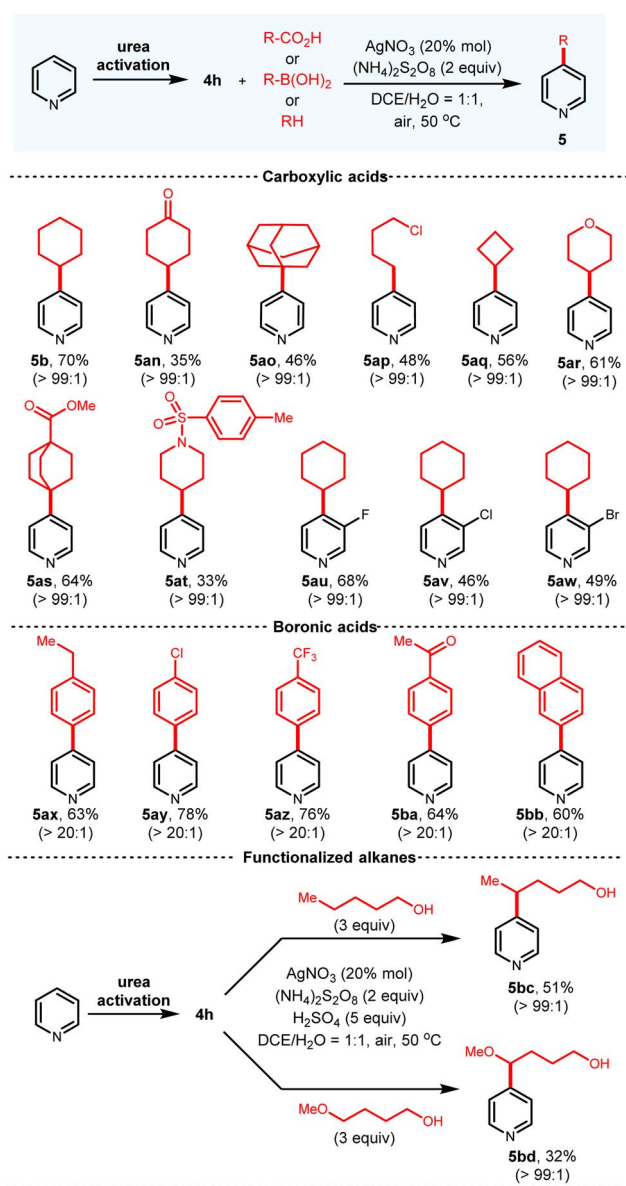


Fig. 6 Scope of radical precursors for C-4 functionalization. The yields refer to the isolated yields of pure compounds. The ratios were determined by <sup>1</sup>H NMR and GC-MS.

### Scope of ionic nucleophiles and pyridines

With the qualified urea activation reagent identified, the scope of both Grignard reagents (Fig. 3) and pyridines (Fig. 4) were investigated. Diversified Grignard reagents including primary (**5a**, 79%; **5e**, 58%), secondary (**5b**, 91%; **5c**, 72%), and tertiary (**5d**, 45%) smoothly react with the pyridiniums to produce C-4 alkylation products in good to high yields with excellent regioselectivity (all >99:1). Due to the steric hindrance, tertiary Grignard reagent furnishes the product in modest yield (**5d**, 45%) but still only C-4 isomer is detected. It is notable that even for the smallest methyl Grignard reagent, the C-4/C-2 selectivity is superb (**5f**, 64%). Compared to the alkyl Grignard reagents, aryl and heteroaryl Grignard reagents are even harder nucleophiles, which tend to proceed *via* C-2 addition of pyridiniums. To our delight, aryl and heteroaryl Grignard reagents still allow for the C-4 arylation in good to high yields with excellent C-4 selectivity (**5g–5j**, 60–80%).

Regarding the scope of pyridines, various C-3 and C-2 substituted pyridines are smoothly derivatized (Fig. 4). Numerous important functional groups such as –Cl (**5l**, 53%), –Br (**5n**, 51%), –ester (**5o**, 57%; **5v**, 45%), –amide (**5r**, 45%) and –CN (**5u**, 60%) are well tolerated. For the di-substituted pyridine bearing two methyl groups at C-3 and C-5 positions, the C-4 is located in a very hindered environment but excellent C-4 selectivity (>99:1) and good yield were obtained (**5m**, 69%). For the 2,3-bipyridine substrate, the alkylation only occurs at the C-3-substituted pyridine with good yield and excellent selectivity (**5p**, 53%) whereas the functionalization at the other pyridine ring is not observed. Regarding the derivatization of 2-substituted pyridines, urea activation reagent should be switched from **2h** to **2b**. With **2b** as the activation reagent, various 2-substituted pyridines can be effectively functionalized with Grignard reagents in good yields and excellent C-4 selectivity (**5s–5ac**, all >99:1).

Although the Grignard reagents stand out as the most fundamentally important nucleophiles, to further expand the scope, other ionic nucleophiles were also assessed (Fig. 5). Organozinc reagent, TMSCN, organolithium reagent, silyl ketene acetal, nitronate and malonates are all workable nucleophiles, which elaborate C-4 substituted pyridines in excellent

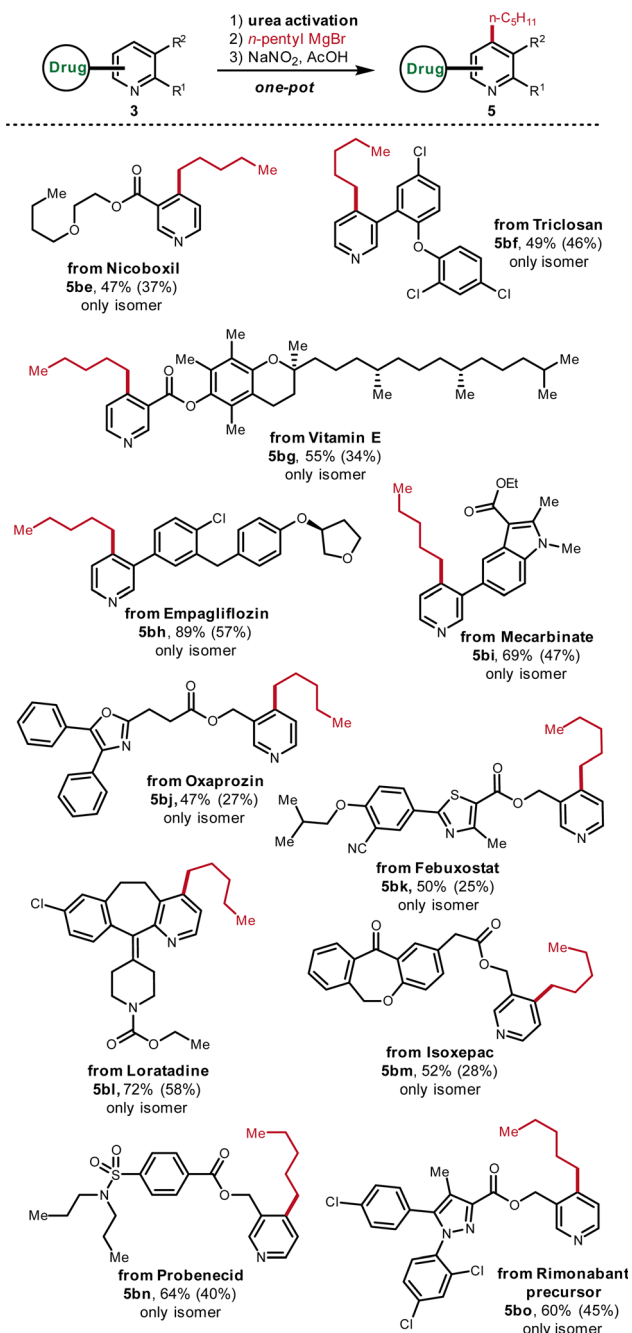


Fig. 7 Late-stage functionalization of drug-like molecules. All the yields refer to isolated one-pot yields from pyridines based on the recovered starting materials. The yields in the bracket are the isolated yields.

regioselectivity and good yields. Due to the weaker nucleophilicity of organozinc reagents, functionalized organozinc reagents with an ester group can be prepared. *Via* this platform, the desired addition proceeded smoothly with satisfactory result (**5ad**, 52%). The nucleophilic addition of cyanide to the pyridinium, known as the Reissert–Henze reaction, usually exhibits C-2 selectivity due to hard character of cyanide ion.<sup>12</sup> *Via* this protocol, only C-4 isomer is detected (**5ae**, 73%; **5af**, 40%). In addition, when organolithium reagents are applied as

the nucleophiles, due to their hardness, they tend to attack the activation reagents instead of the pyridinium rings considering that the activation reagent is the hardest position.<sup>3a</sup> To our delight, when phenyl lithium is employed in our protocol, the C-4 arylation product (**5g**, 42%) is isolated in good yield and excellent regioselectivity. *To our knowledge, this is the first protocol to furnish C-4 arylation of pyridine with organolithium reagent.*

As a type of readily available nucleophile, the enolate smoothly participates this reaction to generate the product (**5ag**, 51%) with excellent selectivity. Besides the enolate from ketone, the silyl ketene acetal from the ester also reacts with pyridinium to deliver the alkylated pyridine (**5ah**, 67%). Both enolate and silyl ketene acetal nucleophiles furnish the alpha-pyridyl carbonyl compounds, which are useful synthons in organic synthesis. Furthermore, nitronate is capable to generate the desired C-4 alkylated pyridine (**5ai**, 50%). The nitro group can be reduced to radical intermediate or amine group, thereby making it versatile in multi-step synthesis. Finally, when the malonates serve as the nucleophiles, the corresponding products are also isolated in good yields and excellent regioselectivity (**5aj–5am**, 45–58%). The broad scope of ionic nucleophiles suggests that high electrophilicity, thanks to the two positive charges of the pyridiniums, are beneficial to incorporate a wide range of nucleophiles, thereby demonstrating the uniqueness of this guanidinium-type activation reagent.

### Scope of radical precursors

Besides the ionic nucleophiles, radical intermediates can also be applied to functionalize C-4 of pyridiniums *via* this platform (Fig. 6). The classical Minisci reaction conditions were first investigated. Although the Minisci reaction has been extensively studied in the past five decades,<sup>3b,c</sup> efficient methods to solve the regioselectivity and overreaction issues are still scarce.<sup>13a</sup> To obtain single regioisomer, other reactive sites are usually blocked with substituents. Regarding the pyridines with multiple available sites, regioisomer mixtures are inevitably produced. To the delight, with our urea activation reagent, only the C-4 alkylated pyridines are observed for the unbiased pyridine. A bonus for this radical functionalization is that derivatized pyridines are directly obtained without an extra rearomatization step. A wide range of alkyl carboxylic acids and pyridines are suitable, which all deliver the products in good yields with excellent C-4 selectivity. Secondary (**5b**, 70%; **5an**, 35%; **5aq**, 56%; **5ar**, 61%; **5at**, 33%), tertiary (**5ao**, 46%; **5as**, 64%) and primary (**5ap**, 48%) carboxylic acids all afford the alkylated pyridines. Due to the compatibility issue of Grignard reagents, some products generated from radical addition cannot be synthesized by the ionic addition (**5an**, **5as**), which further illustrates the advantages of radical addition. A wide variety of halogen substituted pyridines are tolerated (**5au–5aw**), which provide functional handles for further modification. The most important feature of this protocol is that when aryl boronic acids are employed as the radical precursors, the desired C-4 arylations proceed in good yields and excellent

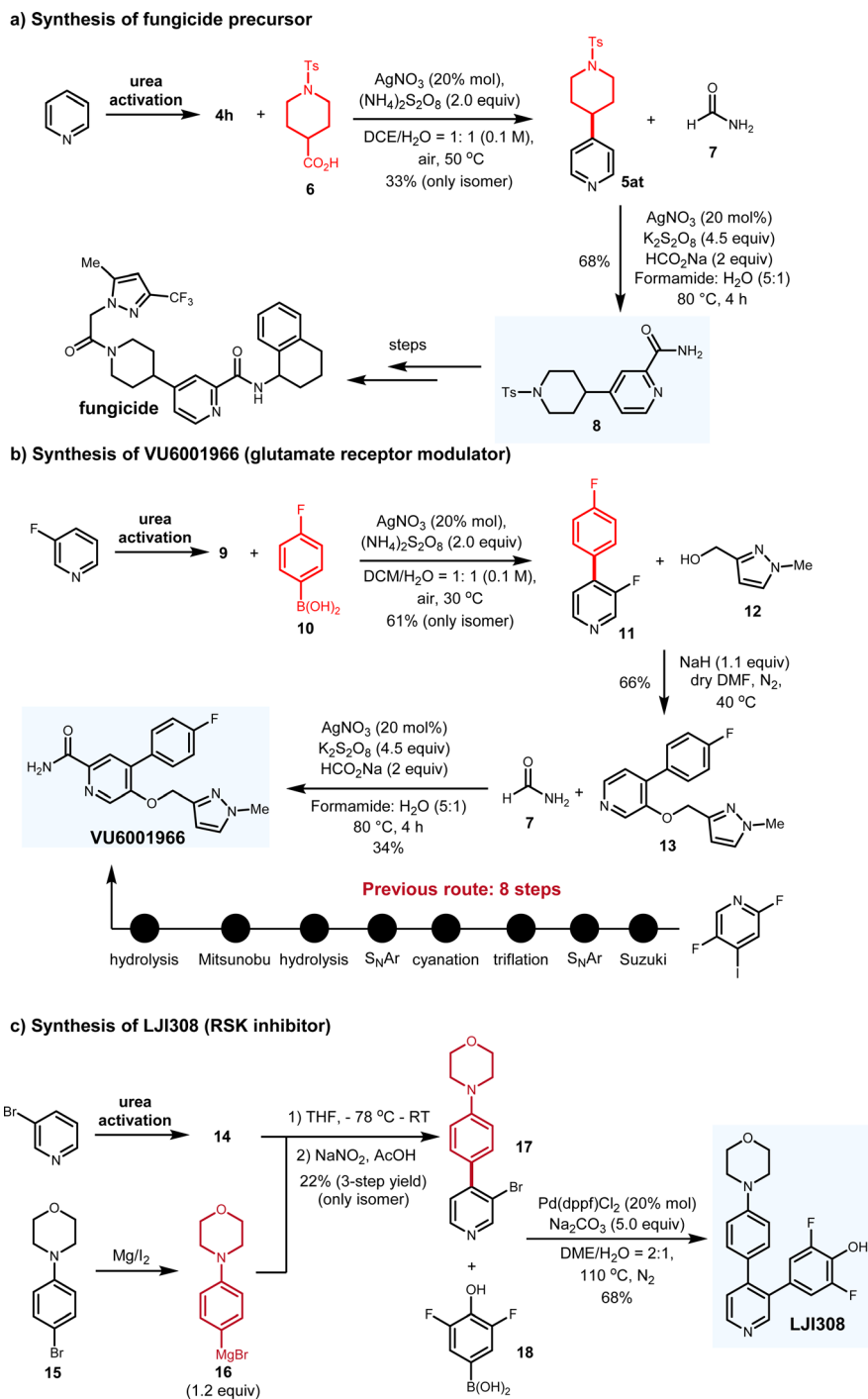


Fig. 8 Target-oriented synthesis of biologically active molecules via this C-4 functionalization as key steps.

regioselectivity (**5ax–5bb**). This is in striking contrast to the previous protocols engaging radical species, none of which can achieve the C-4 radical arylations.<sup>13</sup> Furthermore, alkanes with the alcohol functional groups proceed well to derivatize the pyridines in satisfactory yields (**5bc**, **5bd**).<sup>14</sup> It is reasonable to propose that in combination with this urea-activation platform, other Minisci-type reactions with different radical progenitors that suffer from the regioselectivity issues can also be enabled C-4 selective.

### Late-stage functionalization of drug-like molecules

Late-stage functionalization (LSF) has been recognized as an efficient tool to rapidly construct diverse molecular libraries of drug-like molecules.<sup>15</sup> However, due to the structural complexity of drug compounds, only very robust reactions under mild conditions can be leveraged for the LSF. Therefore, the suitability to LSF is useful to evaluate the practicality of new organic reactions. To this end, various drug-related structures were

subjected to this C-4 derivatization protocol (Fig. 7). Nicoboxil-derived pyridine contains the motif of an ester and easily oxidizable ether, which afforded the corresponding alkylated pyridine in good yield (**5be**, 47%). As a multi-halogenated drug, the pyridine derivative of triclosan was converted to the alkylated analogue smoothly (**5bf**, 49%). In addition, Vitamin E is tolerated under the standard conditions although it is well-known that Vitamin E tends to be oxidized due to the electron-richness of fully-substituted aromatic ring (**5bg**, 55%). The compatibility with Vitamin E demonstrates the mildness of the oxidative rearomatization step of this protocol. Besides, the pyridine-containing precursor of Empagliflozin was transformed into the desired product in high yield despite the presence of an electron-rich phenol-type ether and the reactive diaryl methylene (**5bh**, 89%). As a densely functionalized drug, the pyridine analogue of Mecarbinat with an ester and an indole ring was successfully alkylated in good yield (**5bi**, 69%). The derivative of drug Oxaprozin, which possesses an ester, an oxazole and the enolizable methylene, is also feasible for the C-4 alkylation (**5bj**, 47%). Highly functionalized drug Febuxostat, which accommodates -CN, ester, thiazole and oxidizable benzylic methylene, was straightforwardly alkylated (**5bk**, 50%). The drug Loratadine with C2 and C3 substituents was directly functionalized as well in good yield (**5bl**, 72%). Besides, the pyridine analogue of the drug Isoxepac with a ketone, an oxidizable benzylic ethylene, an ester and an acidic benzylic methylene was compatible (**5bm**, 52%). The tolerance of the ketone, ester and acidic proton further illustrates that the activated pyridinium is very reactive towards the Grignard addition. Moreover, sulfonamide-bearing drug Probenecid-derived pyridine and pyrazole-containing drug Rimnabant precursor can also be functionalized smoothly (**5bn**, 64%; **5bo**, 60%).

### Target-oriented synthetic applications

To further demonstrate the synthetic applications of this protocol in real contexts, we performed the target-oriented synthesis of three biologically active compounds (Fig. 8). Starting from simple pyridine, carboxylic acid **6** underwent decarboxylation to generate the radical intermediate, which delivered **5at** with only the desired C-4 isomer isolated in 33% yield. By subjecting **5at** to another radical addition, **8** was prepared in 68% yield. Based on the previously established route, the target fungicide can be synthesized from **8** (Fig. 8a). Moreover, VU6001966 has been identified as the glutamate receptor modulator with IC<sub>50</sub> = 78 nM. Previous synthetic route comprises 8 steps from expensive 2,5-difluoro-4-iodopyridine as the starting material.<sup>16</sup> In comparison, with aryl boronic acid as the aryl radical donor, we completed the synthesis of VU6001966 in three steps from cost-effective 3-fluoropyridine. Under Baran's boron-Minisci conditions, pyridinium **9** reacted with **10** to generate C-4 arylated pyridine **11** in 61% yield, which reacted with alcohol **12** through the S<sub>N</sub>Ar mechanism and allowed for the synthesis of **13** in 66% yield. With **13** in hand, another radical formylation afforded the target VU6001966 in 34% yield (Fig. 8b). In addition, small molecule LJ1308 behaves

as the inhibitor for RSK, which is capable to promote tumor relapse.<sup>17</sup> Regarding the synthesis of LJ1308, the ionic arylation of the pyridinium was deployed as the key step. Functionalized aryl bromide **15** was first converted to the Grignard reagent **16**, which then reacted with the pyridinium salt. Following the nucleophilic addition and oxidation, **17** was smoothly synthesized in one-pot manner. A further Suzuki-coupling between **17** and **18** delivered the desired molecule in 68% isolated yield (Fig. 8c). Remarkably, all these routes are highly modulated, which can efficiently access different analogues of the biologically active molecules, thereby benefiting the structure-activity relationship investigation. These target-oriented synthesis suggest the synthetic potential of this pyridine C-4 functionalization platform in real synthetic contexts.

## Conclusions

In summary, we have developed a practical and general C-4 functionalization strategy of unbiased pyridines by identifying a readily synthesized substituted urea as the pyridine activation reagent. *Via* this reagent, pyridines can be converted to highly electrophilic pyridiniums with both C-2 and C-6 positions shielded. Benefited from these features, this strategy can accommodate both ionic and radical nucleophiles and is suitable for both alkylation and arylation. Moreover, a wide range of ionic nucleophiles including Grignard, organozinc, organolithium, cyanide, enolate, silyl ketene acetal, nitronate and malonate with variable nucleophilicity are compatible. As for radical species, abundant carboxylic acids, boronic acids and alkanes can serve as the radical precursors. Most notably, the C-4 selective radical arylation of pyridiniums with high regioselectivity (>20 : 1) is uncovered for the first time. Considering the significance of pyridine derivatives, the operational simplicity, the generality and robustness of this protocol, as well as the ready availability of starting materials and reagents, it is anticipated that this protocol would find broad use in organic synthesis. Applications of this method towards C-4 heterofunctionalization and derivatization of other heteroaromatics beyond pyridines are forthcoming.

## Data availability

Experimental details and characterization data can be found in the ESI.†

## Author contributions

Q. Shi performed the optimization, investigated the scope of substrate and conducted the synthetic application experiments; X. Huang and R. Yang took part in the reaction development and synthesized several substrates; W. Liu prepared the manuscript, guided and supervised the project. All the authors discussed the experimental results.

## Conflicts of interest

There are no conflicts to declare.

## Acknowledgements

This work was supported by the National Natural Science Foundation of China (22201311), Guangdong Basic and Applied Basic Research Foundation (2023A0505050100) and Sun Yat-sen University. The authors thank Dr Long Jiang from the Instrumental Analysis & Research Center of Sun Yat-sen University for single-crystal X-ray diffraction measurements and structural analysis.

## Notes and references

- 1 For selected reviews, see (a) E. Vitaku, D. T. Smith and J. T. Njardarson, *J. Med. Chem.*, 2014, **57**, 10257–10274; (b) G. Yang and W. Zhang, *Chem. Soc. Rev.*, 2018, **47**, 1783–1810.
- 2 For selected reviews, see (a) K. Murakami, S. Yamada, T. Kaneda and K. Itami, *Chem. Rev.*, 2017, **117**, 9302–9332; (b) C. M. Josephitis, H. M. H. Nguyen and A. McNally, *Chem. Rev.*, 2023, **123**, 7655–7691; (c) T. Brückl, R. D. Baxter, Y. Ishihara and P. S. Baran, *Acc. Chem. Res.*, 2012, **45**, 826–839.
- 3 For selected reviews, see (a) J. A. Bull, J. J. Mousseau, G. Pelletier and A. B. Charette, *Chem. Rev.*, 2012, **112**, 2642–2713; (b) M. A. J. Duncton, *MedChemComm*, 2011, **2**, 1135–1161; (c) R. S. J. Proctor and R. J. Phipps, *Angew. Chem., Int. Ed.*, 2019, **58**, 13666–13699.
- 4 For selected examples of C-2 functionalization of pyridines, see (a) A. B. Charette, M. Grenon, A. Lemire, M. Pourashraf and J. Martel, *J. Am. Chem. Soc.*, 2001, **123**, 11829–11830; (b) C. Legault and A. B. Charette, *J. Am. Chem. Soc.*, 2003, **125**, 6360–6361; (c) A. Larivée, J. J. Mousseau and A. B. Charette, *J. Am. Chem. Soc.*, 2008, **130**, 52–54; (d) L.-C. Campeau, S. Rousseaux and K. Fagnou, *J. Am. Chem. Soc.*, 2005, **127**, 18020–18021; (e) W. Jo, J. Kim, S. Choi and S. H. Cho, *Angew. Chem., Int. Ed.*, 2016, **55**, 9690–9694.
- 5 For selected examples of C-3 functionalization of pyridines, see (a) H. Cao, Q. Cheng and A. Studer, *Angew. Chem., Int. Ed.*, 2023, **62**, e202302941; (b) H. Cao, Q. Cheng and A. Studer, *Science*, 2022, **378**, 779–785; (c) Z. Liu, J.-H. He, M. Zhang, Z.-J. Shi, H. Tang, X.-Y. Zhou, J.-J. Tian and X.-C. Wang, *J. Am. Chem. Soc.*, 2022, **144**, 4810–4818; (d) Z. Liu, Z.-J. Shi, L. Liu, M. Zhang, M.-C. Zhang, H.-Y. Guo and X.-C. Wang, *J. Am. Chem. Soc.*, 2023, **145**, 11789–11797; (e) J.-J. Tian, R.-R. Li, G.-X. Tian and X.-C. Wang, *Angew. Chem., Int. Ed.*, 2023, **62**, e202307697; (f) M. Zhang, Q. Zhou, H. Luo, Z.-L. Tang, X. Xu and X.-C. Wang, *Angew. Chem., Int. Ed.*, 2023, **62**, e202216894; (g) B. T. Boyle, J. N. Levy, L. de Lescure, R. S. Paton and A. McNally, *Science*, 2022, **378**, 773–779; (h) T. Zhang, Y.-X. Luan, N. Y. S. Lam, J.-F. Li, Y. Li, M. Ye and J.-Q. Yu, *Nat. Chem.*, 2021, **13**, 1207–1213; (i) L. Yang, N. Uemura and Y. Nakao, *J. Am. Chem. Soc.*, 2019, **141**, 7972–7979.
- 6 For selected examples of C-4 functionalization of pyridines with heteroatom nucleophile as the linchpin, see (a) M. C. Hilton, R. D. Dolewski and A. McNally, *J. Am. Chem. Soc.*, 2016, **138**, 13806–13809; (b) J. N. Levy, J. V. Alegre-Requena, R. Liu, R. S. Paton and A. McNally, *J. Am. Chem. Soc.*, 2020, **142**, 11295–11305; (c) P. J. Fricke, R. D. Dolewski and A. McNally, *Angew. Chem., Int. Ed.*, 2021, **60**, 21283–21288; (d) J. W. Greenwood, B. T. Boyle and A. McNally, *Chem. Sci.*, 2021, **12**, 10538–10543; (e) X. Zhang and A. McNally, *Angew. Chem., Int. Ed.*, 2017, **56**, 9833–9836; (f) X. Zhang and A. McNally, *ACS Catal.*, 2019, **9**, 4862–4866; (g) X. Zhang, K. G. Nottingham, C. Patel, J. V. Alegre-Requena, J. N. Levy, R. S. Paton and A. McNally, *Nature*, 2021, **594**, 217–222; (h) M. C. Hilton, X. Zhang, B. T. Boyle, J. V. Alegre-Requena, R. S. Paton and A. McNally, *Science*, 2018, **362**, 799–804; (i) J. L. Koniarczyk, J. W. Greenwood, J. V. Alegre-Requena, R. S. Paton and A. McNally, *Angew. Chem., Int. Ed.*, 2019, **58**, 14882–14886; (j) C. Li, Z. Yan, B. Wang, J. Li, W. Lyu, Z. Wang, N. Jiao and S. Song, *Chem*, 2024, **10**, 628–643; (k) H. Choi, W. S. Ham, P. van Bonn, J. Zhang, D. Kim and S. Chang, *Angew. Chem., Int. Ed.*, 2024, **63**, e202401388; (l) G. Wang, J. Cao, L. Gao, W. Chen, W. Huang, X. Cheng and S. Li, *J. Am. Chem. Soc.*, 2017, **139**, 3904–3910; (m) S. Tang, Z. Liu, J. Zhang, B. Li and B. Wang, *Angew. Chem., Int. Ed.*, 2024, **63**, e202318572; (n) Y.-Y. Che, Y. Yue, L.-Z. Lin, B. Pei, X. Deng and C. Feng, *Angew. Chem., Int. Ed.*, 2020, **59**, 16414–16419.
- 7 For ionic C-4 functionalization, see (a) Q. Chen, X. M. du Jourdin and P. Knochel, *J. Am. Chem. Soc.*, 2013, **135**, 4958–4961; (b) C. Obradors and B. List, *J. Am. Chem. Soc.*, 2021, **143**, 6817–6822; (c) Y. Nakao, Y. Yamada, N. Kashihara and T. Hiyama, *J. Am. Chem. Soc.*, 2010, **132**, 13666–13668; (d) T. Andou, Y. Saga, H. Komai, S. Matsunaga and M. Kanai, *Angew. Chem., Int. Ed.*, 2013, **52**, 3213–3216; (e) M. W. Gribble Jr, S. Guo and S. L. Buchwald, *J. Am. Chem. Soc.*, 2018, **140**, 5057–5060; (f) M. Nagase, Y. Kuninobu and M. Kanai, *J. Am. Chem. Soc.*, 2016, **138**, 6103–6106; (g) C.-C. Tsai, W.-C. Shih, C.-H. Fang, C.-Y. Li, T.-G. Ong and G. P. A. Yap, *J. Am. Chem. Soc.*, 2010, **132**, 11887–11889; (h) M. Kim, E. You, S. Park and S. Hong, *Chem. Sci.*, 2021, **12**, 6629–6637; (i) K. Kim, E. You and S. Hong, *Front. Chem.*, 2023, **11**, 1254632.
- 8 For radical C-4 functionalization, see (a) M. Vellakkaran, T. Kim and S. Hong, *Angew. Chem., Int. Ed.*, 2022, **61**, e202113658; (b) W. Lee, S. Jung, M. Kim and S. Hong, *J. Am. Chem. Soc.*, 2021, **143**, 3003–3012; (c) S. Jung, S. Shin, S. Park and S. Hong, *J. Am. Chem. Soc.*, 2020, **142**, 11370–11375; (d) J. Choi, G. Laudadio, E. Godineau and P. S. Baran, *J. Am. Chem. Soc.*, 2021, **143**, 11927–11933; (e) H. Cao, D. Bhattacharya, Q. Cheng and A. Studer, *J. Am. Chem. Soc.*, 2023, **145**, 15581–15588; (f) E. Le Saux, E. Georgiou, I. A. Dmitriev, W. C. Hartley and P. Melchiorre, *J. Am. Chem. Soc.*, 2023, **145**, 47–52.
- 9 Q. Shi, Y. Huang and W. H. Liu, *Precis. Chem.*, 2023, **1**, 316–325.
- 10 (a) N. Bormann, J. S. Ward, A. K. Bergmann, P. Wenz, K. Rissanen, Y. Gong, W.-B. Hatz, A. Burbaum and F. F. Mulks, *Chem.–Eur. J.*, 2023, **29**, e202302089; (b) G. Maas and B. Feith, *Angew. Chem., Int. Ed.*, 1985, **24**, 511–513; (c) Q. Qin, Z. Cheng and N. Jiao, *Angew. Chem., Int. Ed.*, 2023, **62**, e202215008.



- 11 (a) D. Wang, L. Désaubry, G. Li, M. Huang and S. Zheng, *Adv. Synth. Catal.*, 2021, **363**, 2–39; (b) R. Yamaguchi, Y. Nakazono and M. Kawanisi, *Tetrahedron Lett.*, 1983, **24**, 1801–1804.
- 12 (a) W. K. Fife, *J. Org. Chem.*, 1983, **48**, 1375–1377; (b) B. L. Elbert, A. J. M. Farley, T. W. Gorman, T. C. Johnson, C. Genicot, B. Lallemand, P. Pasau, J. Flasz, J. L. Castro, M. MacCoss, R. S. Paton, C. J. Schofield, M. D. Smith, M. C. Willis and D. J. Dixon, *Chem.–Eur. J.*, 2017, **23**, 14733–14737; (c) P. S. Fier, *J. Am. Chem. Soc.*, 2017, **139**, 9499–9502.
- 13 For regioselectivity issues of radical additions, please see: (a) F. O'Hara, D. G. Blackmond and P. S. Baran, *J. Am. Chem. Soc.*, 2013, **135**, 12122–12134; for radical arylation issues, please see: ; (b) J. Sanjosé-Orduna, R. C. Silva, F. Raymenants, B. Reus, J. Thaens, K. T. de Oliveira and T. Noël, *Chem. Sci.*, 2022, **13**, 12527–12532; (c) C. Kim, J. Jeong, M. Vellakkaran and S. Hong, *ACS Catal.*, 2022, **12**, 13225–13233; (d) I. B. Seiple, S. Su, R. A. Rodriguez, R. Gianatassio, Y. Fujiwara, A. L. Sobel and P. S. Baran, *J. Am. Chem. Soc.*, 2010, **132**, 13194–13196.
- 14 M. Wang, C. Yin and P. Hu, *Org. Lett.*, 2021, **23**, 722–726.
- 15 For reviews on the late-stage functionalization, see (a) L. Guillemard, N. Kaplaneris, L. Ackermann and M. J. Johansson, *Nat. Rev. Chem.*, 2021, **5**, 522–545; (b) P. Bellotti, H.-M. Huang, T. Faber and F. Glorius, *Chem. Rev.*, 2023, **123**, 4237–4352; (c) N. J. Castellino, A. P. Montgomery, J. J. Danon and M. Kassiou, *Chem. Rev.*, 2023, **123**, 8127–8153.
- 16 K. A. Bollinger, A. S. Felts, C. J. Brassard, J. L. Engers, A. L. Rodriguez, R. L. Weiner, H. P. Cho, S. Chang, M. Bubser, C. K. Jones, A. L. Blobaum, C. M. Niswender, P. J. Conn, K. A. Emmitte and C. W. Lindsley, *ACS Med. Chem. Lett.*, 2017, **8**, 919–924.
- 17 A. H. Davies, K. Reipas, K. Hu, R. Berns, N. Firmino, A. L. Stratford and S. E. Dunn, *Oncotarget*, 2015, **6**(24), 20570–20577.