



Research



Factors associated with non-adherence to antiretroviral therapy among HIV-infected adolescents aged 15-19 years: a snapshot from the Mother and Child Center in Yaounde, Cameroon

 Martial Wandji Lantche,  Joseph Fokam, Anne Jocelyne Nguemedyam Cheudjui, Jules Brice Mbougua Tchatchueng, Thierry Serge Joël Noumsi, Francis Ndongo Ateba, Paul Ndombo Koki, Clotaire Serge Billong

Corresponding author: Martial Wandji Lantche, Department of Epidemiology, School of Health Sciences, Catholic University for Central Africa, Yaounde, Cameroon. mlantche@yahoo.com

Received: 29 Dec 2020 - **Accepted:** 29 Apr 2021 - **Published:** 29 Jun 2021

Keywords: Factors associated, non-adherence, adolescents, Yaounde, Cameroon

Copyright: Martial Wandji Lantche et al. Pan African Medical Journal (ISSN: 1937-8688). This is an Open Access article distributed under the terms of the Creative Commons Attribution International 4.0 License (<https://creativecommons.org/licenses/by/4.0/>), which permits unrestricted use, distribution, and reproduction in any medium, provided the original work is properly cited.

Cite this article: Martial Wandji Lantche et al. Knowledge of malaria control and attitudes towards community involvement among female community volunteers: effect of capacity building in a rural community, southeast Nigeria. Pan African Medical Journal. 2021;39(154). 10.11604/pamj.2021.39.154.27623

Available online at: <https://www.panafrican-med-journal.com//content/article/39/154/full>

Factors associated with non-adherence to antiretroviral therapy among HIV-infected adolescents aged 15-19 years: a snapshot from the Mother and Child Center in Yaounde, Cameroon

Martial Wandji Lantche^{1,2,8}, Joseph Fokam^{3,4,5}, Anne Jocelyne Nguemedyam Cheudjui⁶, Jules Brice Mbougua Tchatchueng⁷, Thierry Serge Joël Noumsi⁷, Francis Ndongo Ateba^{2,8}, Paul Ndombo Koki^{2,9}, Clotaire Serge Billong¹⁰

¹Department of Epidemiology, School of Health Sciences, Catholic University for Central Africa, Yaounde, Cameroon, ²Mother and Child Center, Chantal Biya Foundation, Yaounde, Cameroon, ³Department of Medical Laboratory Sciences, Faculty of Health Sciences, University of Buea, Buea, Cameroon, ⁴Virology Laboratory, Chantal Biya International Reference Center for research on HIV/AIDS prevention and management, Yaounde, Cameroon, ⁵Department

of Microbiology, Hematology, Immunology, Parasitology and Infectious Diseases, Faculty of Medicine and Biomedical Sciences, University of Yaounde I, Yaounde, Cameroon, ⁶Department of Gynecology and Obstetrics, University of Yaounde I, Yaounde, Cameroon, ⁷Department of Epidemiology, Pasteur Center of Cameroon, Yaounde, Cameroon, ⁸Department of Public Health, Faculty of Medicine and Biomedical Sciences, University of Ngaoundere, Ngaoundere, Cameroon, ⁹Department of Pediatrics, Faculty of Medicine and Biomedical Sciences, University of Yaounde I, Yaounde, Cameroon, ¹⁰Department of Public Health, Faculty of Medicine and Biomedical Sciences, University of Yaounde I, Yaounde, Cameroon

***Corresponding author**

Martial Wandji Lantche, Department of Epidemiology, School of Health Sciences, Catholic University for Central Africa, Yaounde, Cameroon

Abstract

Introduction: non-adherence to antiretroviral therapy (ART) constitutes the main cause of therapeutic failure among HIV-infected adolescents, especially in the aged group 15 to 19 years. We aimed to determine factors associated with this non-adherence in this specific population.

Methods: we conducted a cross-sectional study at the Mother and Child Center in Yaounde from August to October 2018. Delayed clinic appointment was referred to as defaulters. Non-adherence was measured during the 3 days preceding inclusion by self-reported method following quantitative (missing dosage of ART), qualitative (ART taken with a delay of more than 2 hours) and combined measure. A threshold of non-adherence > 20% was considered high, with $p < 0.05$ statistically significant. **Results:** overall, 195 out of 251 (77.7%) eligible adolescents were included, of which 56.9% were girls (sex-ratio = 4/3). The mean age was 16.8 ± 1.5 years. The rate of defaulters was 21.0%. Following quantitative approach, 33.8% were non-adherent. Using combined approach, we had 41.0%. This non-adherence was associated with

duration on ART > 5 years (adjusted Odds Ratio [aOR]: 2.33; 95% Confidence Interval [CI]: 1.08-5.00; $p: 0.030$), defaulters (aOR: 2.56; 95% CI: 1.12-5.82; $p: 0.025$) and HIV Viral Load (VL) ≥ 40 copies/ml (aOR: 0.42; 95% CI: 0.21-0.83; $p: 0.013$).

Conclusion: at this reference pediatric center, 4 out of 10 adolescents aged 15-19 years on ART are non-adherent, driven by missing dosage of drug intake. Strategies for enhanced adherence for late age adolescents are therefore warranted, by prioritizing interventions on defaulters and duration on ART > 5 years.

Introduction

Non-adherence to ART is referred to as missing dosage of ART (quantitative measure) or ART taken with a delay of more than 2 hours (qualitative measure) or both (combined quantitative and qualitative measure) during the 3 days preceding inclusion by self-reported method. Acquired Immunodeficiency Syndrome (AIDS) is the second cause of mortality in adolescents worldwide and the first in Africa [1, 2]. HIV-related deaths have decreased in all age groups between 2000 and 2015, except for adolescents where mortality rate has doubled (> 50%) from 18,000 to 41,000 [3, 4]. Worldwide, non-adherence to ART constitutes the main cause of therapeutic failure [5-7] and is prevalent in 64% among HIV-infected adolescents on ART [8]. A rate of adherence of at least 95% is required to maintain long-term therapeutic success and limit drug resistance [9].

A study conducted in Douala among HIV-infected adults at Laquintinie Hospital revealed that 49% were non-adherence [10]. In this study, factors such as widows, excitants consumption and opportunistic infections were associated with non-adherence. At the Mother and Child Center (MCC) in Yaounde, a cross-sectional study about factors associated with adherence to ART in children under 15 years reported that 16.4% were non-adherence [11]. This non-adherence was associated with age, difficulties in receiving medication at the pharmacy, non-biological parents. At the Dschang District Hospital, a cross-

sectional study found that the rate of non-adherence was 19.8% [12]. In the Center Region of Cameroon, a cross-sectional study conducted among 401 adolescents receiving ART revealed that living beyond 5 km from the health facility, taking medications in the same service with adults and managed at a rural health facility without regular counseling were associated with non-adherence [13].

The aim of this study was to determine factors associated with non-adherence to ART among HIV-infected adolescents aged 15 to 19 years and followed-up at the MCC reference pediatric center in Yaounde. Specifically, this study aimed at measuring the association between sociodemographic, clinical, biologic, enhance adherence factors and non-adherence to ART.

Methods

Study design: we carried out a cross-sectional study to determine factors associated with non-adherence to ART among adolescents receiving ART at the MCC from August to October 2018. The following points justify the choice of this study site: (a) the MCC is the first center of excellence in Cameroon specialized in monitoring Adolescents Living with HIV (ALWHIV) on ART; (b) it is the health facility having the highest number of ALWHIV on ART in Cameroon. Study population was adolescents aged 15-19 years who came for their routine follow-up.

Sampling: we used a consecutive sampling. Adolescents were included based on the following criteria: (a) aged 15-19 years; (b) on ART for at least 6 months; (c) registered for ART monitoring in the study site; (d) HIV-disclosure status completed and (e) who have provided their consent/assent. The minimum sample size was estimated using the formula $z^2p(1-p)/e^2$; Where n = sample size, z = 95% confidence interval= 1.96, p = proportion of non-adherent= 64% [8] and e = sampling error margin= 7%. Thus, the minimum sample size is n = 181.

Data collection: after pretesting the questionnaire, data collection was done by the principal investigator during routine clinic attendance of adolescents in the study site. Each adolescent was seen only once. The average time for completing a questionnaire was 20 minutes. About 3 questionnaires were completing every day from Monday to Saturday. Non-adherence was measured during the 3 days preceding inclusion by self-reported method following 3 approaches: (a) quantitative (missing dosage of ART); (b) qualitative (ART taken with a delay of more than 2 hours) and (c) mixed (quantitative and qualitative). These approaches were already used in other studies [14-16]. A threshold of ART non-adherence > 20% was considered high. Two questions were used to determine the proportion of non-adherent participants. On the one hand, the question: during the past three days, have you missed a dose of your ART? To which people could answer "yes" or "no", and on the other hand the question: during the last three days, have you delayed more than 2 hours a dose of your ART? To which people could answer "yes" or "no". People were considered non-adherent if they had "missed a dose of their treatment" or "delayed their treatment for more than 2 hours" at least once during the 3 days preceding their inclusion. Those who proposed other responses were classified as adherent. Delayed clinic appointment was referred to as defaulters. HIV knowledge was assessed on 15 points and participants scoring at least 12/15 were considered having good knowledge. Otherwise, they were considered having poor knowledge.

Data analysis: statistic tests were performed to compare the characteristics of adherents and non-adherents. Quantitative variables were converted into qualitative variables that were analyzed using the chi-square test. Logistic regression was used to estimate Odds-Ratios and their confidence interval in univariate and multivariate analyzes. Associated variables in univariate analyzes with a significance level < 0.20 were considered eligible in the multivariate model, with the exception of factors that could be clearly considered as a consequence Variables whose response modalities discriminated

less than 5% of the sample were not considered eligible for the initial model. Variables independently associated with a value of $p < 0.05$ were retained in the final model. SPSS version 21 software was used for all statistical analyzes. All p -values < 0.05 were considered statistically significant.

Ethical approval and consent to participate: the protocol of this study was approved by the Institutional Ethics Committee of the Catholic University of Central Africa (N° 2018/0775/CEIRSH/ESS/MSP). After obtaining consent of parents/guardians and assent of adolescents, a standardized questionnaire was used to collect sociodemographic, clinical, laboratory and enhance adherence strategies data.

Data confidentiality: the confidentiality of these data was managed by a system of anonymity based on a code (CE/O8/M/A/X, where: CE= Center region, O8= MCC-CBF, M= Month of registration of the participant in the ward, A= Year of registration, X= Registration number in the month). The completed questionnaires were kept in a locked drawer in the office of the principal investigator. Data treated were stored in a digital file of which access was only possible through the use of the investigator's password.

Results

Participants: of the of 251 eligible participants, 195 were included (77.7%) (Figure 1). Among the 56 excluded, we had: (a) 6 loss to follow-up, (b) 6 transferred to another facility, (c) 11 came alone, (d) 5 adolescents refused to give their assent, (e) 4 parents refused to give their consent, (f) 7 on ART < 6 months, (g) 9 poor clinical conditions, (h) 8 HIV not disclosed.

Descriptive data: the proportion of non-adherence to ART was 41.0% (80/195) for combined measure, with 33.8% (66/195) quantitative and 7.2% (14/195) qualitative (Table 1). The mean age was 16.8 ± 1.5 years and 56.9% (111/195) were girls (sex-ratio = 4/3). About 16.4% (32/195) were living

out of Yaounde and 1 adolescent out of 10 (9.2%) were not schooling. Among those who were schooling, 9.2% (18/195) were still in primary school. Also, we found that 21.5% (42/195) were sexually active and 29.2% (57/195) were taking alcohol (Table 1). About 21.0% (41/195) of participants were orphans of both parents. Vertical transmission (90.2%) was the most represented. Asymptomatic participants (93.3%) were the highest. Few participants (21.0%) were defaulters. Likewise, 26.7% (52/195) were on second line regimen. Almost all adolescents (92.8%) were on once-a-day medication. Also, 72.8% (142/195) were under Efavirenz regimen and 42.1% (82/195) had CD4 count ≤ 500 cells/mm³ (Table 1). Almost 50.0% (94/195) of adolescents knew their HIV status after 13 years. This disclosure was done by health personnel in 73.3% (143/195) of cases. The hour of drug intake was reminded by 13.8% (27/195) of parents/guardians. Transition preparation from pediatric to adult clinic was not yet started for many cases (70.3%). Moreover, 47.2% (92/195) had already done at least 5 Therapeutic Patient Education (TPE) sessions. Also, 81.0% (158/195) were members of a support group (Table 1).

Main results

Factors associated with non-adherence to ART in bivariate analysis: participants living in a house with monthly income $> 150\ 000$ FCFA were significantly higher among non-adherent (60.0% versus 41.7% among adherent, $p: 0.013$; cOR: 2.09; 95% CI: 1.17-3.75) and were 2.09 times more likely to be non-adherent versus those with $> 150\ 000$ F CFA. In contrast, no association between adherent and non-adherent was reported regarding age group, sex, residence, level of education, schooling, sexuality and alcohol use (Table 2).

Participants on ART > 5 years were significantly higher among non-adherent (78.8% versus 59.1% among adherent, $p: 0.006$; cOR: 2.47; 95% CI: 1.29-4.70) and were 2.47 times more likely to be non-adherent versus those on ART ≤ 5 years. Moreover, participants with detectable VL (VL ≥ 40 copies/ml) were significantly lower among non-adherent

(36.2% versus 51.3% among adherent, $p: 0.03$; cOR: 0.5; 95% CI: 0.30-0.97) and had 1.85 (1/0.54) times less likely to be non-adherent versus those with undetectable VL (VL < 40 copies/ml) (Table 3).

Participants whose HIV disclosure was done by health personnel were significantly higher among non-adherent (81.3% among non-adherent versus 67.8% among adherent, $p: 0.039$; cOR: 2.06; 95% CI: 1.03-4.08) and were 2.06 times more likely to be non-adherent versus those disclosed by their parent/guardian. Regarding HIV knowledge, participants who scored $\geq 12/15$ (10.2%) were significantly higher among adherent (15.7% versus 2.5% among non-adherent, $p: 0.003$; cOR: 0.14; 95% CI: 0.01-0.62) and had 7.14 (1/0.14) times less chance of being non-adherent versus those with < 12/15 (Table 4).

Factors associated with non-adherence to ART in multivariate analysis: non-adherence to ART was associated negatively with defaulters (aOR: 2.56; 95% CI: 1.12-5.82) and duration on ART > 5 years (aOR: 2.33; 95% CI: 1.08-5.00), but positively with HIV VL ≥ 40 copies/ml (aOR: 0.42; 95% CI: 0.21-0.83) (Table 5).

Discussion

Key results: the proportion of non-adherence to ART among adolescents aged 15 to 19 years was 41.0% (33.8% and 7.2% following quantitative and qualitative measure respectively). This non-adherence was associated with monthly income household > 150 000 F CFA, HIV disclosure by health personnel, duration on ART > 5 years, HIV knowledge $\geq 12/15$, defaulters and HIV VL ≥ 40 copies/ml.

Limitations: the main limitation of this study was the measure of non-adherence through a self-reported questionnaire. This method is not the most sensitive for identifying non-adherent, due to possible memory bias [2, 11, 13]. To limit this bias, non-adherence was assessed during the 3 days preceding inclusion. Prior to questionnaire administration, participants were reminded that

the difficulties in adherence are normal and comprehensive. This standard questionnaire was used to maximize reliability [14]. Another limitation included the cross-sectional design, which gives limited room to monitor adherence-level overtime [7].

Interpretation: the proportion of non-adherence in this study was lower than performance observed in other studies where adherence was measured through pill count and VL [8, 11, 13, 17]. This low proportion might be attributed to the qualitative measure, which revealed only 7.2% of non-adherent. Table 2 highlighted a high proportion of non-adherent among adolescents aged 17-19 years, especially girls. This observation confirms female sex as a vulnerable population when fighting against HIV/AIDS [18].

Factors identified in the literature such as duration on ART [14] were also highlighted in this study. Indeed, duration on ART > 5 years was correlated with non-adherence. Regarding VL, participants with VL ≥ 50 copies/ml were the most adherent unlike previous studies [14]. Following national guidelines for HIV care in Cameroon, adolescents with VL ≥ 50 copies/ml are followed-up monthly, while those with VL < 50 copies/ml are followed-up quarterly. Moreover, the rate of non-adherence was high among participants whose HIV-status was disclosed by medical personnel. This result confirms that parents/guardians play an important role in the disclosure process [19]. Also, having poor knowledge on HIV/AIDS was associated with non-adherence like in previous studies [14].

HIV disclosure by health personnel was not associated with non-adherence. This finding indicates that there are potential factors in multivariate analysis that influence negatively adherence to ART. The proportion of defaulters was high among non-adherent. This trend was not significant in bivariate analysis, but became significant in multivariate model. In contrast, protective factors such as good knowledge on HIV/AIDS and detectable VL remained unchanged in multivariate analysis. These results confirm the

interest of multivariate analysis that takes into account interactions of potential confounding factors.

External validity: this study used a simple random sampling and included about 3 out of 4 adolescents from the target population. Hence, the findings reported can be generalized among HIV-infected adolescents aged 15 to 19 years and who are followed-up at this referral pediatric center. Nevertheless, with the monocentric site of this study, it is not possible to draw conclusions on other referral pediatric centers in Cameroon.

Conclusion

At the MCC in Yaounde, about 4 out of 10 adolescents aged 15-19 years on ART are non-adherent, driven by missing dosage of drug intake. Strategies for enhanced adherence for late age adolescents are therefore warranted, by prioritizing interventions on defaulters and duration on ART of greater than 5 years, while adolescents with detectable VL constitute a target with high adherence. Importantly, a combination method towards adherence assessment would be more productive in resource-limited settings. Such approach might contribute to long-term therapeutic success and smooth transition from pediatric to adult care in this specific population.

What is known about this topic

- *Assessing non-adherence to antiretroviral therapy (ART) using quantitative methods is the gold standard;*
- *Adolescents living with HIV remain a high-risk group for non-adherence to ART.*

What this study adds

- *The first original finding in this study was the positive association between detectable HIV viral load (VL \geq 40 copies/ml) and non-adherence to ART;*
- *The second original finding revealed was the duration on ART, particularly > 5 years, which appeared as a risk factor of non-adherence.*

Competing interests

The authors declare no competing interests.

Authors' contributions

MWL, JF, AJNC and CSB designed and implemented the study. MWL collected the data. MWL, TSJN and JBMT analyzed and interpreted the data. MWL initiated the manuscript. MWL, JF, FNA, PNK and CSB revised the initial version of the manuscript. All authors revised and approved the final version of the manuscript.

Acknowledgments

The authors warmly acknowledge ALWHIV and their parents/caregivers for their voluntary participation and collaboration throughout the study. We also thank the health personnel of the MCC for their technical collaboration.

Tables and figure

Table 1: characteristics of the study population, Mother and Child Center in Yaounde, August to October 2018

Table 2: socio-demographic factors associated with non-adherence to ART in bivariate analysis, Mother and Child Center in Yaounde, August to October 2018

Table 3: clinicobiologic factors associated with non-adherence to ART in bivariate analysis, Mother and Child Center in Yaounde, August to October 2018

Table 4: enhance adherence factors associated with non-adherence to ART in bivariate analysis, Mother and Child Center in Yaounde, August to October 2018

Table 5: factors associated with non-adherence to ART in multivariate analysis, Mother and Child Center in Yaounde, August to October 2018

Figure 1: participant's eligibility assessment and analysis, Mother and Child Center in Yaounde, August to October 2018

References

1. UNAIDS. Global HIV & AIDS statistics-Fact sheet. Accessed on 2th November 2018.
2. Ammon N, Mason S, Corkery J. Factors impacting antiretroviral therapy adherence among human immunodeficiency virus-positive adolescents in Sub-Saharan Africa: a systematic review. *Public Health*. 2018 Apr;157:20-31. **PubMed | Google Scholar**
3. Analyse par l'UNICEF des estimations 2017 de l'ONUSIDA, juillet 2017.
4. Eba PM, Lim H. Reviewing independent access to HIV testing, counselling and treatment for adolescents in HIV-specific laws in sub-Saharan Africa: implications for the HIV response. *J Int AIDS Soc*. 2017 Aug 11;20(1):21456. **PubMed | Google Scholar**
5. World Health Organization (2005). Adherence to medication. World Health Organization; 2005; Geneva, Switzerland.
6. Ankrah DNA, Koster ES, Mantel-Teeuwisse AK, Arhinful DK, Agyepong IA, Lartey M. Facilitators and barriers to antiretroviral therapy adherence among adolescents in Ghana. *Patient Prefer Adherence*. 2016;(10):329-337. **PubMed | Google Scholar**
7. Liao L, Xing H, Su B, Wang Z, Ruan Y, Wang X, Vermund SH. Impact of HIV drug resistance on virologic and immunologic failure and mortality in a cohort of patients on antiretroviral therapy in China. *AIDS*. 2013 Jul 17;27(11):1815-24. **PubMed | Google Scholar**
8. Fokam J, Billong SC, Jogue F, Moyo TNS, Nga MAC, Koki NP *et al*. Immuno-virological response and associated factors amongst HIV-1 vertically infected adolescents in Yaoundé-Cameroon. *Plos one*. 2017;12²²(11):e0187566. **PubMed | Google Scholar**
9. World Health Organization. World Health Organization. Adherence to Long-Term Therapies: Evidence for Action. Accessed on 2th November 2018.
10. Essomba EN, Adiogo D, Koum kDC, Amang B, Lehman LG, Coppieters Y. Facteurs associés à la non observance thérapeutique des sujets adultes infectés par le VIH sous antirétroviraux dans un hôpital de référence à Douala. *Pan Afr Med J*. 2015 Apr 27;20:412. **PubMed | Google Scholar**
11. Eboa ND. Les facteurs associés à l'observance du traitement antirétroviral chez les enfants de moins de 15 ans infectés par le VIH et suivis au Centre Mère et Enfant de la Fondation Chantal Biya, Yaoundé-Cameroun. Presse de l'UCAC. 2015. Mémoire de Master en Santé Publique, option Santé Communautaire. Bibliothèque de l'ESS/UCAC.
12. Mbopi-kéou FX, Djomassi LD, Monebenimp F. Etude des facteurs liés à l'observance au TAR chez les patients suivis à l'Unité de Prise En Charge) du VIH/SIDA de l'Hôpital de District de Dschang, Cameroun. *Pan Afr Med J*. 2012;12:55. **PubMed | Google Scholar**
13. Ketchaji A, Assah F, Fokam J, Asangbeng TE, Monebenimp F, Ngowe NM. Predictors of Non-Adherence to Antiretroviral Therapy among Adolescents Living with HIV in the Centre Region of Cameroon. *AJPHR*. 2019; 7(4):126-136. **Google Scholar**
14. Andréo C, Bouhnik AD, Soletti J, Bertholon DR, Moatti JP, Rossert H *et al*. La non-observance des patients infectés par le VIH, soutenus par une association communautaire. *Santé Publique*. 2001;13(3):249-262. **PubMed | Google Scholar**

15. Ateba NF, Warszawski J, Texier G, Penda I, Tetang NS, Ndongo JA *et al.* Could caregiver reporting adherence help detect virological failure in Cameroonian early treated HIV-infected infants? *BMC Pediatr.* 2015 Sep 21;15:132. **PubMed | Google Scholar**
16. Godin G, Gagné C, Naccache H. Validation of a Self-Reported Questionnaire assessing adherence to antiretroviral medication. *AIDS Patient Care STDS.* 2003 Jul;17(7):325-32. **PubMed | Google Scholar**
17. Kissougle NAF, Tieche F, Ateba NF, Tene G. Evaluation de l'observance du traitement du traitement antirétroviral chez les enfants de 0 à 15 ans infectés par le VIH et suivis au Centre Mère et Enfant de la Fondation Chantal Biya, Yaoundé-Cameroun. *Sidanet.* 2007; 4(5):1001.
18. Comité National de Lutte contre le sida. La situation épidémiologique de l'infection par le VIH/SIDA au Cameroun. Yaoundé: CNLS. *Global Aids Response Progress*; 2018.
19. Britto C, Mehta K, Thomas K, Shet A. Prevalence and correlates of HIV disclosure among children and adolescents in low- and middle-income countries: A systematic review. *J Dev Behav Pediatr.* Jul-Aug 2016;37(6):496-505. **PubMed | Google Scholar**

Table 1: characteristics of the study population, Mother and Child Center in Yaounde, August to October 2018

Characteristics	
Mean age	16.8 ± 1.5 years
Female/Male sex-ratio	4/3
Non-adherent	n (%)
Quantitative and qualitative non-adherence to ART	80 (41.0)
Quantitative non-adherence to ART	66 (33.8)
Qualitative non-adherence to ART	14 (7.2)
Sociodemographic	n (%)
Living out of Yaounde	32 (16.4)
Not schooling	18 (9.2)
Primary school	18 (9.2)
Sexually active	42 (21.5)
Taking alcohol	57 (29.2)
Clinicobiologic	n (%)
Orphans of both parents	41 (21.0)
Vertical transmission	176 (90.2)
Asymptomatic participants	182 (93.3)
Defaulters	41 (21.0)
Second line regimen	52 (26.7)
Once-a-day medication	181 (92.8)
On Efavirenz regimen	142 (72.8)
CD4 ≤ 500 cells/mm ³	82 (42.1)
Therapeutic and psychosocial strategies	n (%)
HIV status disclosed after 13 years	94 (48.2)
Disclosure of HIV status by health personnel	143 (73.3)
Parents/guardians reminded hour for drug intake	27 (13.8)
Transition preparation not yet started	137 (70.3)
At least 5 TPE* sessions done	92 (47.2)
Members of a support group	158 (81.0)
(*): Therapeutic Patient Education	

Table 2: socio-demographic factors associated with non-adherence to ART in bivariate analysis, Mother and Child Center in Yaounde, August to October 2018

Factors	Adherent (%)	Non-adherent (%)	N (%)	cOR (95%CI)	P-value
Age group (years)					
[15-17]	54 (47.0)	36 (45.0)	90 (46.2)	1	
[17-20]	61 (53.0)	44 (55.0)	105 (53.8)	1.08 (0.61-1.93)	0.787
Sex					
Male	49 (42.6)	35 (43.7)	84 (43.1)	1	
Female	66 (57.4)	45 (56.3)	111 (56.9)	0.95 (0.53-1.71)	0.874
Residence					
Yaounde	93 (80.9)	70 (87.5)	163 (83.6)	1	
Out of Yaounde	22 (19.1)	10 (12.5)	32 (16.4)	0.60 (0.25-1.33)	0.219
Education level					
Primary	12 (10.4)	6 (7.5)	18 (9.2)	1	
Secondary and plus	103 (89.6)	74 (92.5)	177 (90.8)	1.43 (0.47-4.88)	0.656
Monthly income					
≤ 150 000 F CFA	67 (58.3)	32 (40.0)	99 (50.8)	1	
> 150 000 F CFA	48 (41.7)	48 (60.0)	96 (49.2)	2.09 (1.17-3,75)	0.013*
Schooling					
No	11 (9.6)	7 (8.8)	18 (9.2)	1	
Yes	104 (90.4)	73 (91.3)	177 (90.8)	1.10 (0.40-2,98)	0.847
Sexually active					
No	89 (77.4)	64 (80.0)	153 (78.5)	1	
Yes	26 (22.6)	16 (20.0)	42 (21.5)	0.90 (0.44-1.83)	0.795
Taking alcohol					
Never	86 (74.8)	52 (65.0)	138 (70.8)	1	
≥ 1 time	29 (25.2)	28 (35.0)	57 (29.2)	1.60 (0.85-2.98)	0.141

(1): Reference value for the calculation of OR; (*): P <0.05; (cOR): crude Odds Ratio; (95% CI): 95% Confidence Interval

Table 3: clinicobiologic factors associated with non-adherence to ART in bivariate analysis, Mother and Child Center in Yaounde, August to October 2018

Factors	Adherent (%)	Non-adherent (%)	N (%)	cOR (95%CI)	P-value
Orphans of both parents					
No	92 (80.0)	62 (77.5)	154 (79.0)	1	
Yes	23 (20.0)	18 (22.5)	41 (21.0)	1.16 (0.57-2.33)	0.674
Transmission					
Vertical	102 (88.7)	74 (92.5)	176 (90.3)	1	
Horizontal	13 (11.3)	6 (7.5)	19 (9.7)	0.90 (0.53-1.49)	0.669
WHO stage					
Stage 1	105 (91.3)	77 (96.3)	182 (93.3)	1	
Other stages	10 (8.7)	3 (3.7)	13 (6.7)	0.42 (0.13-1.32)	0.173
Defaulters					
No	96 (83.5)	58 (72.5)	154 (79.0)	1	
Yes	19 (16.5)	22 (27.5)	41 (21.0)	1.92 (0.95-3.84)	0.067
Treatment line					
First line	82 (71.3)	61 (76.3)	143 (73.3)	1	
Second line	33 (28.7)	19 (23.7)	52 (26.7)	1.27 (0.67-2.41)	0.546
Daily taking					
Once daily	106 (92.2)	75 (93.8)	181 (92.8)	1	
Twice daily	9 (7.8)	5 (6.2)	14 (7.2)	0.84 (0.52-1.36)	0.476
Duration on ART					
≤ 5 years	47 (40.9)	17 (21.2)	64 (32.8)	1	
> 5 years	68 (59.1)	63 (78.8)	131 (67.2)	2.47 (1.29-4.70)	0.006*
Efavirenz regimen					
No	35 (30.4)	18 (22.5)	53 (27.2)	1	
Yes	80 (69.6)	62 (77.5)	142 (72.8)	1.51 (0.78-2.91)	0.222
HIV Viral Load					
< 40 copies/ml	56 (48.7)	51 (63.8)	107 (54.9)	1	
≥ 40 copies/ml	59 (51.3)	29 (36.2)	88 (45.1)	0.54 (0.30-0.97)	0.039*
CD4 count					
≤ 500 c/mm ³	43 (37.4)	39 (48.8)	82 (42.1)	1	
> 500 c/mm ³	72 (62.6)	41 (51.2)	113 (57.9)	0.63 (0.35-1.12)	0.115

(1): Reference value for the calculation of OR; (*): P < 0.05; (cOR): crude Odds Ratio; (95%CI): 95% Confidence Interval

Table 4: enhance adherence factors associated with non-adherence to ART in bivariate analysis, Mother and Child Center in Yaounde, August to October 2018

Factors	Adherent (%)	Non-adherent (%)	N (%)	cOR (95%CI)	P-value
Age at disclosure					
≤ 13 ans	64 (55.7)	37 (46.2)	101 (51.8)	1	
> 13 ans	51 (44.3)	43 (53.8)	94 (48.2)	1.45 (0.82-2.59)	0.197
Disclosed by					
Parent/guardian	37 (32.2)	15 (18.7)	52 (26.7)	1	
Health personnel	78 (67.8)	65 (81.3)	143 (73.3)	2.06 (1.03-4.08)	0.039*
Hour for ART intake					
Parent do not remind	97 (84.3)	71 (88.8)	168 (86.2)	1	
Parent do remind	18 (15.7)	9 (11.2)	27 (13.8)	0.73 (0.42-1.27)	0.269
Transition process					
Preparation not started	77 (67.0)	60 (75.0)	137 (70.3)	1	
Preparation started	38 (33.0)	20 (25.0)	58 (29.7)	0.68 (0.35-1.28)	0.228
TPE* sessions					
< 5 sessions	63 (54.8)	40 (50.0)	103 (52.8)	1	
≥ 5 sessions	52 (45.2)	40 (50.0)	92 (47.2)	1.21 (0.65-2.24)	0.609
Support group					
No	25 (21.7)	12 (15.0)	37 (19.0)	1	
Yes	90 (78.3)	68 (85.0)	158 (81.0)	1.57 (0.73-3.36)	0.240
HIV Knowledge					
< 12/15	97 (84.3)	78 (97.5)	175 (89.8)	1	
≥ 12/15	18 (15.7)	2 (2.5)	20 (10.2)	0.14 (0.01-0.62)	0.003*

(1): Reference value for the calculation of OR; (*): P < 0.05; (cOR): crude Odds Ratio; (95%CI): 95% Confidence Interval

Table 5: factors associated with non-adherence to ART in multivariate analysis, Mother and Child Center in Yaounde, August to October 2018

Factors	cOR (95%CI)	aOR (95%CI)
Household monthly income > 150 000 F CFA	2.09* (1.17-3.75)	1.90 (0.98-3.68)
Defaulters	1.92 (0.95-3.84)	2.56** (1.12-5.82)
Duration on ART > 5 years	2.47* (1.29-4.70)	2.33** (1.08-5.00)
Disclosure of HIV status by health personnel	2.06* (1.03-4.08)	1.96 (0.88-4.32)
Good HIV Knowledge (≥ 12/15)	0.14* (0.01-0.62)	0.64 (0.36-1.13)
Detectable HIV viral load (≥ 40 copies/ml)	0.54* (0.30-0.97)	0.42** (0.21-0.83)

(*): Significant cOR; (**): Significant aOR; (aOR): adjusted Odds Ratio; (cOR): crude Odds Ratio; (95%CI): 95% Confidence Interval

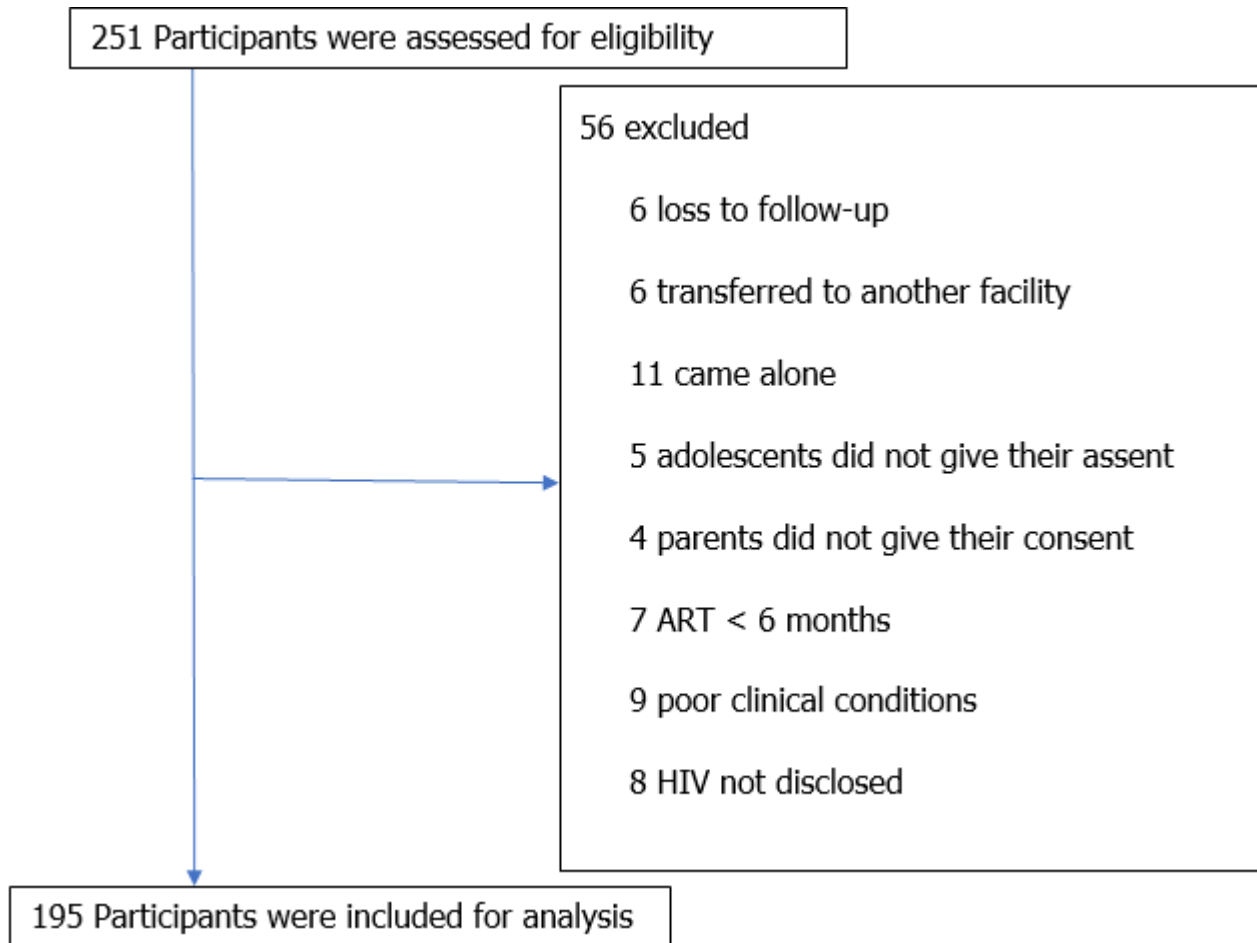


Figure 1: participant’s eligibility assessment and analysis, Mother and Child Center in Yaounde, August to October 2018