



Cite this: *RSC Adv.*, 2019, 9, 17778

# Synthesis of 3-aryl-2-phosphinoimidazo[1,2-*a*]pyridine ligands for use in palladium-catalyzed cross-coupling reactions†

Ryan Q. Tran, Seth A. Jacoby, Kaitlyn E. Roberts, William A. Swann, Nekoda W. Harris, Long P. Dinh, Emily L. Denison and Larry Yet \*

3-Aryl-2-phosphinoimidazo[1,2-*a*]pyridine ligands were synthesized from 2-aminopyridine via two complementary routes. The first synthetic route involves the copper-catalyzed iodine-mediated cyclizations of 2-aminopyridine with arylacetylenes followed by palladium-catalyzed cross-coupling reactions with phosphines. The second synthetic route requires the preparation of 2,3-diiodoimidazo[1,2-*a*]pyridine or 2-iodo-3-bromoimidazo[1,2-*a*]pyridine from 2-aminopyridine followed by palladium-catalyzed Suzuki/phosphination or a phosphination/Suzuki cross-coupling reactions sequence, respectively. Preliminary model studies on the Suzuki synthesis of sterically-hindered biaryl and Buchwald–Hartwig amination compounds are presented with these ligands.

Received 21st March 2019  
Accepted 17th May 2019

DOI: 10.1039/c9ra02200g

rsc.li/rsc-advances

Palladium-catalyzed cross-coupling reactions have revolutionized the formation of C–C and C–X bond formation in the academic and industrial synthetic organic chemistry sectors.<sup>1,2</sup> Applications such as synthesis of natural products,<sup>3</sup> active pharmaceutical ingredients (API),<sup>4</sup> agrochemicals,<sup>5</sup> and materials for electronic applications<sup>6</sup> are showcased. Snieckus described in his 2010 Nobel Prize review that privileged ligand scaffolds represented the “third wave” in the cross-coupling reactions where the “first wave” was the investigation of the metal catalyst—the rise of palladium and the “second wave” was the exploration of the organometallic coupling partner.<sup>1</sup> In the last twenty years, it was recognized that the choice of ligand facilitated the oxidative addition and reductive-elimination steps of the catalytic cycle of transition metal-catalyzed cross-coupling reactions, increasing the overall rate of the reaction. For example, bulky trialkylphosphines facilitated the oxidative addition processes of electron-rich, unactivated substrates such as aryl chlorides.<sup>7,8</sup> Sterically demanding ligands also provided enhanced rates of reductive elimination from [(L)<sub>n</sub>Pd(aryl)(R), R = aryl, amido, phenoxo, *etc.*] species by alleviation of steric congestion.<sup>9</sup> Privileged ligands such as Buchwald’s biarylphosphines,<sup>10,11</sup> Fu’s trialkylphosphines,<sup>7,8,12</sup> Nolan–Hermann’s *N*-heterocyclic carbenes (NHC),<sup>13–15</sup> Hartwig’s ferrocenes,<sup>16,17</sup> Beller’s bis(adamantyl)phosphines<sup>18,19</sup> and *N*-aryl(benz)imidazolyl or *N*-pyrrolylphosphines,<sup>20,21</sup> Zhang’s ClickPhos ligands,<sup>22,23</sup> and Stradiotto’s biaryl P–N phosphines,<sup>24,25</sup> to mention a few, have found wide-spread use in

Suzuki–Miyaura, Corriu–Kumada, Heck, Negishi, Sonogashira, C–X (X = S, O, P) cross-coupling and Buchwald–Hartwig amination reactions (Fig. 1). Preformed catalysts with these ligands attached to the palladium metal center are also recognized as well-defined entities in cross-coupling reactions.<sup>26</sup>

The term privileged structure was first coined by Evans *et al.* in 1988 and was defined as “a single molecular framework able

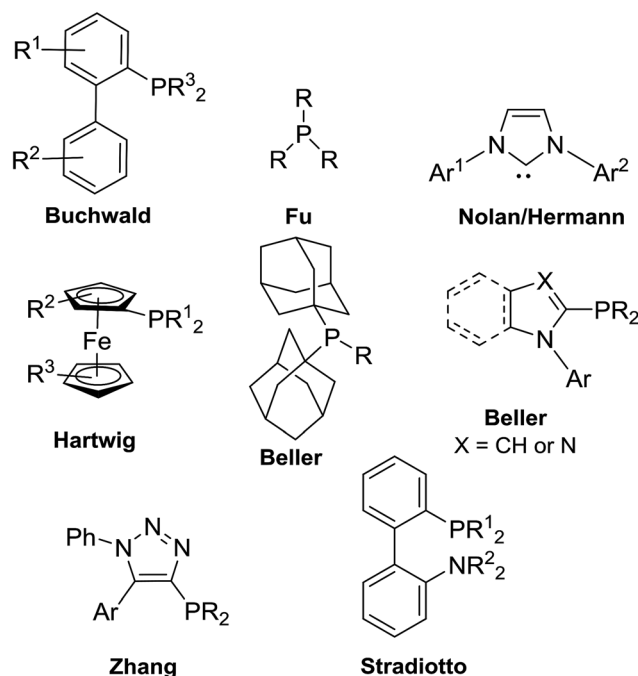


Fig. 1 Privileged ligands for palladium-catalyzed cross-coupling reactions.

University of South Alabama, Department of Chemistry, Mobile, AL 36618, USA.  
E-mail: lyet@southalabama.edu

† Electronic supplementary information (ESI) available. See DOI: 10.1039/c9ra02200g



to provide ligands for diverse receptors".<sup>27</sup> In the last three decades, it is clear that privileged structures are exploited as opportunities in drug discovery programs.<sup>28–31</sup> For example, imidazo[1,2-*a*]pyridines are privileged structures in medicinal chemistry programs (Fig. 2).<sup>32</sup> Imidazo[1,2-*a*]pyridines are a represented motif in several drugs on the market such as zolpidem, marketed as Ambien<sup>TM</sup> for the treatment of insomnia,<sup>33</sup> minodronic acid, marketed as Bonoteo<sup>TM</sup> for oral treatment of osteoporosis,<sup>34</sup> and olprinone, sold as Coretec<sup>TM</sup> as a cardiotonic agent.<sup>35</sup>

Our group is interested in a long-term research program directed at the use of key privileged structures that are employed in drug discovery programs as potential phosphorus ligands for cross-coupling reactions. In our entry into the use of privileged structures from the medicinal chemistry literature for our investigation into new phosphorus ligands, we have developed two complementary synthetic routes for the preparation of 3-aryl-2-phosphinoimidazo[1,2-*a*]pyridine ligands from 2-aminopyridine as our initial substrate.

Our first synthetic route for the preparation of 3-aryl-2-phosphinoimidazo[1,2-*a*]pyridine ligands **3a–3l** required the copper(ii) acetate iodine-mediated double oxidative C–H amination of 2-aminopyridine (**1**) with arylacetylenes under an oxygen atmosphere to give 3-aryl-2-iodoimidazo[1,2-*a*]pyridines **2a–2d** (Scheme 1).<sup>36,37</sup>

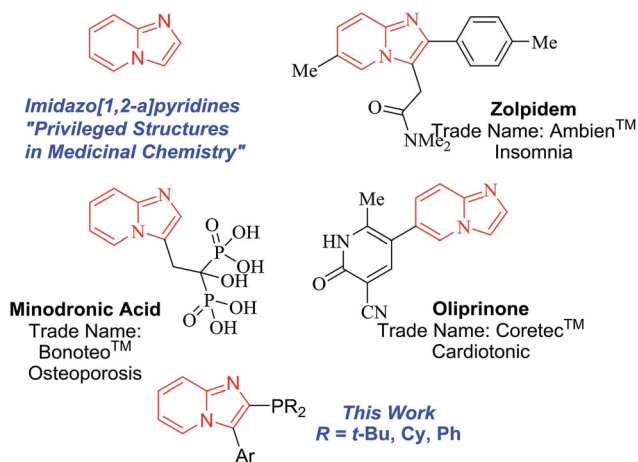
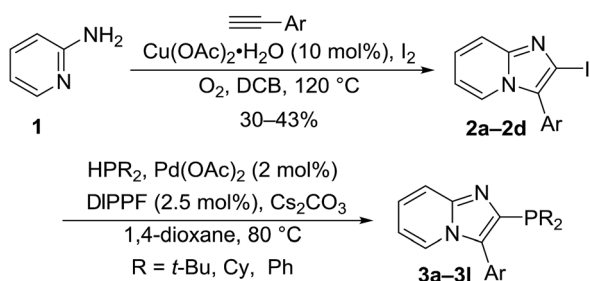


Fig. 2 Imidazo[1,2-*a*]pyridines as privileged structures in medicinal chemistry and in our cross-coupling reactions approach.



Scheme 1 Preparation of 3-aryl-2-phosphinoimidazo[1,2-*a*]pyridine ligands **3a–3l** from 2-aminopyridine via copper-catalyzed arylacetylene cyclizations/palladium-catalyzed phosphination reactions sequences.

Phenylacetylene and 2-/3-/4-methoxyphenylacetylenes were commercially available reagents. With intermediates **2a–d** in hand, we explored several cross-coupling phosphination reactions and we found that palladium-catalyzed phosphination with DIPPF ligand in the presence of cesium carbonate as the base in 1,4-dioxane under reflux provided twelve new ligands **3a–3l** as shown in Table 1.<sup>38</sup> Moderate to good yields were obtained under these cross-coupling conditions. There are few commercially available dimethoxyphenylacetylenes, and most are prohibitively expensive, and so an alternative synthetic strategy was explored.

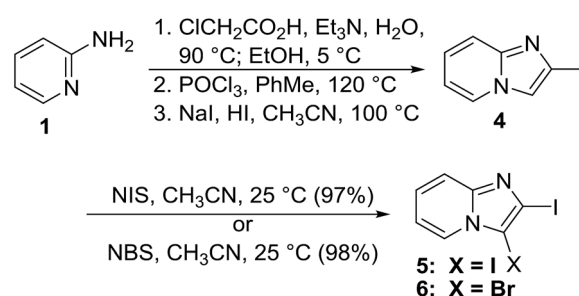
2-Iodoimidazo[1,2-*a*]pyridine (**4**) was conveniently prepared in three steps from 2-aminopyridine (**1**) following literature procedures, which was then converted into either iodo **5** or bromo **6** with NIS or NBS, respectively (Scheme 2).<sup>39,40</sup>

When the phosphorus ligands **3** contained *tert*-butyl or cyclohexyl groups, method 1 was followed where 2,3-diiodoimidazo[1,2-*a*]pyridine (**5**) underwent Suzuki cross-coupling reactions with arylboronic acids to yield aryl intermediates **7a–7f**, which was followed by palladium-catalyzed cross-coupling phosphination reactions with di-*tert*-butylphosphine or dicyclohexylphosphine to give C-2 substituted phosphorus ligands **3m–3u** in low to moderate yields (Scheme 3, Table 2).<sup>38</sup> The phosphorus ligands **3v–3ab** were prepared from 3-bromo-2-iodoimidazo[1,2-*a*]pyridine (**6**) via a palladium-catalyzed

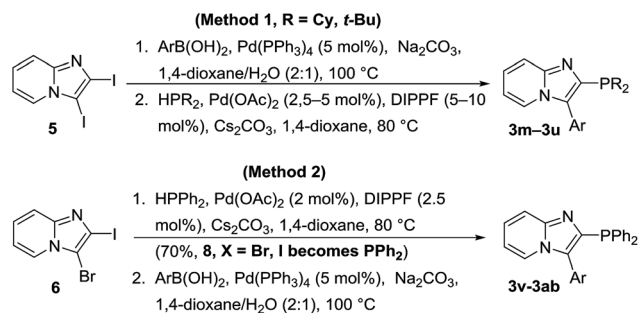
Table 1 Palladium-catalyzed phosphination of 3-aryl-2-iodoimidazo[1,2-*a*]pyridines **2a–2d**<sup>a</sup>

Entry	Ar	R	<b>3</b> (% yield)
1	Ph ( <b>2a</b> )	<i>t</i> -Bu	<b>3a</b> (41)
2	Ph ( <b>2a</b> )	Cy	<b>3b</b> (50)
3	Ph ( <b>2a</b> )	Ph	<b>3c</b> (61)
4	2-OMeC <sub>6</sub> H <sub>4</sub> ( <b>2b</b> )	<i>t</i> -Bu	<b>3d</b> (53)
5	2-OMeC <sub>6</sub> H <sub>4</sub> ( <b>2b</b> )	Cy	<b>3e</b> (83)
6	2-OMeC <sub>6</sub> H <sub>4</sub> ( <b>2b</b> )	Ph	<b>3f</b> (69)
7	3-OMeC <sub>6</sub> H <sub>4</sub> ( <b>2c</b> )	<i>t</i> -Bu	<b>3g</b> (62)
8	3-OMeC <sub>6</sub> H <sub>4</sub> ( <b>2c</b> )	Cy	<b>3h</b> (72)
9	3-OMeC <sub>6</sub> H <sub>4</sub> ( <b>2c</b> )	Ph	<b>3i</b> (79)
10	4-OMeC <sub>6</sub> H <sub>4</sub> ( <b>2d</b> )	<i>t</i> -Bu	<b>3j</b> (73)
11	4-OMeC <sub>6</sub> H <sub>4</sub> ( <b>2d</b> )	Cy	<b>3k</b> (55)
12	4-OMeC <sub>6</sub> H <sub>4</sub> ( <b>2d</b> )	Ph	<b>3l</b> (59)

<sup>a</sup> Reaction conditions: **2a–2d** (1 equiv.), HPR<sub>2</sub> (1 equiv.), Pd(OAc)<sub>2</sub> (2 mol%), Cs<sub>2</sub>CO<sub>3</sub> (1.2 equiv.), DIPPF (2.5 mol%), 1,4-dioxane, 80 °C.



Scheme 2 Preparation of 2,3-diiodoimidazo[1,2-*a*]pyridine (**5**) and 3-bromo-2-iodoimidazo[1,2-*a*]pyridine (**6**).



**Scheme 3** Preparation of 3-aryl-2-phosphinoimidazo[1,2-*a*]pyridine ligands **3m–3ab** from 2-iodo-3-iodo(or bromo)imidazo[1,2-*a*]pyridines **5** or **6** via palladium-catalyzed Suzuki/phosphination or a phosphination/Suzuki cross-coupling reactions sequences.

phosphination with diphenylphosphine (method 2) to give intermediate **8** ( $X = \text{Br}$ ,  $I$  becomes  $\text{PPh}_2$ ) followed by Suzuki palladium-catalyzed cross-coupling reactions with arylboronic acids. Note that the change in reactivity of the core when switching between bromo and iodo at C3 results in a change in the order of cross-coupling steps.

With our library of functionalized imidazo[1,2-*a*]pyridine phosphorus ligands **3a–3ab** in hand, we began to screen these ligands in Suzuki–Miyaura cross-coupling reactions to prepare sterically-hindered biaryl compounds. We chose the Suzuki–Miyaura cross-coupling reactions of *m*-bromo-xylene (**9**) and 2-methoxyphenylboronic acid (**10**) to give 2,6-dimethyl-(2-methoxy)biphenyl (**11**) as our model reaction as outlined in Table 3. Our initial screening conditions included 5.0 mol% ligand, 2.5 mol% palladium(II) acetate with 2.5 equivalents of base in 1,4-dioxane at 80 °C for 12–24 h. As expected, SPhos and XPhos were employed as our initial ligands to confirm our GC analyses of >99% conversion in our chosen model reaction (Entries 14–15). With the GC conditions validated, we screened selected ligands from **3a–3ab**. It was clearly evident that the di-

*tert*-butyl phosphorus ligands represented by **3a**, **3m**, and **3p** were ineffective ligands in our model reactions (Entries 1–3). Furthermore, the diphenyl phosphorus ligands such as **3w**, **3y**, **3z**, and **3ab** showed low to moderate conversions in the model cross-coupling reactions (Entries 6–9). However, the dicyclohexyl phosphorus ligands shown by **3r** and **3t** showed greater than 99% conversions by GC analyses (Entries 4–5). Further exploration of ligand **3r** with  $\text{K}_3\text{PO}_4$  as the base, stirring the reaction overnight at room temperature or for 3 h at 80 °C showed inferior conversions (Entries 10–12). There was no conversion when a ligand was not used in the model reaction (Entry 13).

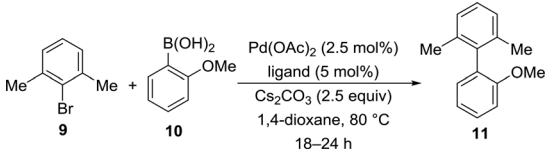
Furthermore, a Buchwald–Hartwig amination model study was investigated with our new imidazo[1,2-*a*]pyridine phosphorus ligands **3a–3ab**. The Buchwald–Hartwig amination reaction of 4-chlorotoluene (**12**) with aniline (**13**) to give 4-methyl-*N*-phenylaniline (**14**) was screened with our ligands (Table 4). Our screening conditions were exactly as used in the optimization of the Suzuki cross-coupling reactions of *m*-bromo-xylene (**9**) and 2-methoxyphenylboronic acid (**10**) to give 2,6-dimethyl-(2-methoxy)biphenyl (**11**). *Tert*-butyl phosphine ligands **3a**, **3d**, **3g**, **3n**, and **3p** were all ineffective in the amination reactions (Entries 1–2, 4, 7–8). However, as expected, the dicyclohexyl phosphorus ligands **3e**, **3q**, and **3s** showed >99% conversion (Entries 3, 9, and 11) in the model screening reaction conditions. Phosphorus ligand **3s** were screening against other bases such as  $\text{K}_3\text{PO}_4$ ,  $\text{K}_2\text{CO}_3$ ,  $\text{KO}t\text{-Bu}$ , and  $\text{NaO}t\text{-Bu}$  (Entries 12–15) where all gave >99% conversions except for  $\text{K}_2\text{CO}_3$ , which was ineffective. Finally, ligands **3h** and **3k** showed moderate conversions (Entries 5–6).

In summary, we have disclosed two complementary synthetic routes to 3-aryl-2-phosphinoimidazo[1,2-*a*]pyridine ligands **3a–3ab** from 2-aminopyridine (**1**). In one method, 2-aminopyridine (**1**) underwent a copper-catalyzed iodine-mediated cyclization with arylacetylenes followed by

**Table 2** Palladium-catalyzed Suzuki/phosphination or phosphination/Suzuki reactions sequences of 2,3-diiodoimidazo[1,2-*a*]pyridine (**5**) or 3-bromo-2-iodoimidazo[1,2-*a*]pyridine (**6**)<sup>a</sup>

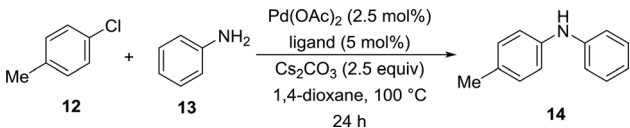
Entry	R	Ar	Method/substrate	Step 1 (% yield)	Step 2 (% yield)
1	<i>t</i> -Bu	2,3-diOMeC <sub>6</sub> H <sub>3</sub>	1, 5	<b>7a</b> (59)	<b>3m</b> (64)
2	<i>t</i> -Bu	3,4-diOMeC <sub>6</sub> H <sub>3</sub>	1, 5	<b>7b</b> (54)	<b>3n</b> (31)
3	<i>t</i> -Bu	2,5-diOMeC <sub>6</sub> H <sub>3</sub>	1, 5	<b>7c</b> (58)	<b>3o</b> (61)
4	<i>t</i> -Bu	3,4,5-triOMeC <sub>6</sub> H <sub>2</sub>	1, 5	<b>7d</b> (50)	<b>3p</b> (62)
5	Cy	2,3-diOMeC <sub>6</sub> H <sub>3</sub>	1, 5	<b>7a</b> (59)	<b>3q</b> (46)
6	Cy	2,6-diOMeC <sub>6</sub> H <sub>3</sub>	1, 5	<b>7e</b> (40)	<b>3r</b> (52)
7	Cy	3,4-diOMeC <sub>6</sub> H <sub>3</sub>	1, 5	<b>7b</b> (54)	<b>3s</b> (52)
8	Cy	2,3,4-triOMeC <sub>6</sub> H <sub>2</sub>	1, 5	<b>7f</b> (58)	<b>3t</b> (21)
9	Cy	3,4,5-triOMeC <sub>6</sub> H <sub>2</sub>	1, 5	<b>7d</b> (50)	<b>3u</b> (55)
10	Ph	2,3-diOMeC <sub>6</sub> H <sub>3</sub>	2, 6	<b>8</b> (70)	<b>3v</b> (52)
11	Ph	2,5-diOMeC <sub>6</sub> H <sub>3</sub>	2, 6	<b>8</b> (70)	<b>3w</b> (68)
12	Ph	3,4-diOMeC <sub>6</sub> H <sub>3</sub>	2, 6	<b>8</b> (70)	<b>3x</b> (67)
13	Ph	2,3,4-triOMeC <sub>6</sub> H <sub>2</sub>	2, 6	<b>8</b> (70)	<b>3y</b> (52)
14	Ph	3,4,5-triOMeC <sub>6</sub> H <sub>2</sub>	2, 6	<b>8</b> (70)	<b>3z</b> (64)
15	Ph	4-FC <sub>6</sub> H <sub>4</sub>	2, 6	<b>8</b> (70)	<b>3aa</b> (40)
16	Ph	3-F,5-OMeC <sub>6</sub> H <sub>3</sub>	2, 6	<b>8</b> (70)	<b>3ab</b> (39)

<sup>a</sup> Reaction conditions: **5**,  $\text{ArB}(\text{OH})_2$ ,  $\text{Pd}(\text{PPh}_3)_4$  (5 mol%),  $\text{Na}_2\text{CO}_3$  (2 equiv.), 1,4-dioxane/ $\text{H}_2\text{O}$  (2 : 1) and  $\text{HPR}_2$  (1 equiv.),  $\text{Pd}(\text{OAc})_2$  (2.5–5 mol%),  $\text{Cs}_2\text{CO}_3$  (1.2 equiv.), DIPPf (2.5–10 mol%), 1,4-dioxane, 80 °C or **6**, reverse sequence of reactions.

**Table 3** Optimization of conditions for the Suzuki–Miyaura cross-coupling model reaction


Entry	Ligand	Conditions	Conversion <sup>a</sup> (%)
1	<b>3a</b>		12
2	<b>3m</b>		20
3	<b>3p</b>		14
4	<b>3r</b>		>99 <sup>b</sup>
5	<b>3t</b>		>99
6	<b>3w</b>		21
7	<b>3y</b>		55
8	<b>3z</b>		46
9	<b>3ab</b>		11
10	<b>3r</b>	K <sub>3</sub> PO <sub>4</sub> was used as base	91
11	<b>3r</b>	reaction was performed at	4
12	<b>3r</b>	25 °C reaction was stirred	39
13	—	for 3 h no ligand	0
14	SPhos		>99
15	XPhos		>99

<sup>a</sup> Based on GC analyses of consumed **9**. <sup>b</sup> Isolated yield of 96% was obtained.

**Table 4** Screening of conditions for the Buchwald–Hartwig amination cross-coupling model reaction


Entry	Ligand	Conditions	Conversion <sup>a</sup> (%)
1	<b>3a</b>		38
2	<b>3d</b>		26
3	<b>3e</b>		>99 <sup>b</sup>
4	<b>3g</b>		29
5	<b>3h</b>		54
6	<b>3k</b>		71
7	<b>3n</b>		0
8	<b>3p</b>		0
9	<b>3q</b>		>99
10	<b>3r</b>		92
11	<b>3s</b>		>99
12	<b>3s</b>	K <sub>3</sub> PO <sub>4</sub> was used as base	83
13	<b>3s</b>	K <sub>2</sub> CO <sub>3</sub> was used as base	0
14	<b>3s</b>	KOt-Bu was used as base	>99
15	<b>3s</b>	NaOt-Bu was used as base	>99

<sup>a</sup> Based on GC analyses of consumed **13**. <sup>b</sup> Isolated yield of 76% was obtained.

palladium-catalyzed cross-coupling reactions with phosphines. In the second protocol, 2,3-diidoimidazo[1,2-*a*]pyridine (**5**) or 3-bromo-2-iodoimidazo[1,2-*a*]pyridine (**6**) were prepared from

2-aminopyridine (**1**) followed by palladium-catalyzed phosphination/Suzuki or Suzuki/phosphination reactions sequences, respectively. We are currently exploring the scope and limitations of the 3-aryl-2-phosphinoimidazo[1,2-*a*]pyridine ligand **3r** and **3e** in our Suzuki–Miyaura and Buchwald–Hartwig amination cross-coupling reactions, respectively.

## Conflicts of interest

There are no conflicts to declare.

## Acknowledgements

We thank the University of South Alabama, Chemistry Department for financial support.

## Notes and references

- C. C. C. J. Seechurn, M. O. Kitching, T. J. Colacot and V. Snieckus, *Angew. Chem., Int. Ed.*, 2012, **51**, 5062–5085.
- Palladium-Catalyzed Coupling Reactions: Practical Aspects and Future Development*, ed. A. Molnar, Wiley-VCH, Weinheim, Germany, 2013.
- K. C. Nicolaou, P. G. Bulger and D. Sariah, *Angew. Chem., Int. Ed.*, 2005, **44**, 4442–4489.
- J. Magano and J. R. Dunetz, *Chem. Rev.*, 2011, **111**, 2177–2250.
- C. Torborg and M. Beller, *Adv. Synth. Catal.*, 2009, **351**, 3027–3043.
- F. Naso, F. Babudri and G. M. Farinola, *Pure Appl. Chem.*, 1999, **71**, 1485–1492.
- A. F. Littke and G. C. Fu, *Angew. Chem., Int. Ed.*, 2002, **41**, 4176–4211.
- C. A. Fleckenstein and H. Plenio, *Chem. Soc. Rev.*, 2010, **39**, 694–711.
- U. Christmann and R. Vilar, *Angew. Chem., Int. Ed.*, 2005, **44**, 366–374.
- R. Martin and S. L. Buchwald, *Acc. Chem. Res.*, 2008, **41**, 1461–1473.
- D. S. Surry and S. L. Buchwald, *Angew. Chem., Int. Ed.*, 2008, **47**, 6338–6361.
- G. C. Fu, *Acc. Chem. Res.*, 2008, **41**, 1555–1564.
- N. Marion and S. P. Nolan, *Acc. Chem. Res.*, 2008, **41**, 1440–1449.
- W. A. Herrmann, *Angew. Chem., Int. Ed.*, 2002, **41**, 1290–1309.
- G. C. Fortman and S. P. Nolan, *Chem. Soc. Rev.*, 2011, **40**, 5151–5169.
- J. F. Hartwig, *Acc. Chem. Res.*, 2008, **41**, 1534–1544.
- A. Fihri, P. Meunier and J.-C. Hierso, *Coord. Chem. Rev.*, 2007, **251**, 2017–2055.
- S. Klaus, H. Neumann, A. Zapf, D. Strubing, S. Hubner, J. Almena, T. Riermeier, P. Groß, M. Sarich, W.-R. Krahnert, K. Rossen and M. Beller, *Angew. Chem., Int. Ed.*, 2006, **45**, 154–158.
- A. Zapf, A. Ehrentraut and M. Beller, *Angew. Chem., Int. Ed.*, 2000, **39**, 4153–4155.

- 20 S. Harkal, F. Rataboul, A. Zapf, C. Fuhrmann, T. Riermeier, A. Monsees and M. Beller, *Adv. Synth. Catal.*, 2004, **346**, 1742–1748.
- 21 A. Zapf, R. Jackstell, F. Rataboul, T. Riermeier, A. Monsees, C. Fuhrmann, N. Shaikh, U. Dingerdissen and M. Beller, *Chem. Commun.*, 2004, 38–39.
- 22 Q. Dai, W. Gao, D. Liu, L. M. Kapes and X. Zhang, *J. Org. Chem.*, 2010, **71**, 3928–3934.
- 23 D. Liu, W. Gao, Q. Dai and X. Zhang, *Org. Lett.*, 2005, **7**, 4907–4910.
- 24 R. J. Lundgren, B. D. Peters, P. G. Alsabeh and M. Stradiotto, *Angew. Chem., Int. Ed.*, 2010, **49**, 4071–4074.
- 25 R. J. Lundgren, A. Sapping-Kumankumah and M. Stradiotto, *Chem.–Eur. J.*, 2010, **16**, 1983–1991.
- 26 H. Li, C. C. C. J. Seechurn and T. J. Colacot, *ACS Catal.*, 2012, **2**, 1147–1164.
- 27 M. G. Bock, R. M. DiPardo, B. E. Evans, K. E. Rittle, R. M. Freidinger, R. S. L. Chang and V. J. Lotti, *J. Med. Chem.*, 1988, **31**, 264.
- 28 L. Costantino and D. Barlocco, *Curr. Med. Chem.*, 2006, **13**, 65.
- 29 R. W. DeSimone, K. S. Currie, S. A. Mitchell, J. W. Darrow and D. A. Pippin, *Comb. Chem. High Throughput Screening*, 2004, **7**, 473.
- 30 S. Bongarzone and M. L. Bolognesi, *Expert Opin. Drug Discovery*, 2011, **6**, 251.
- 31 L. Yet, *Privileged Structures in Drug Discovery-Medicinal Chemistry and Synthesis*, Wiley & Sons, Hoboken, NJ, 2018.
- 32 C. Enguehard-Gueiffier and A. Gueiffier, *Mini-Rev. Med. Chem.*, 2007, **7**, 888.
- 33 D. J. Sanger and H. Depoortere, *CNS Drug Rev.*, 1998, **4**, 323–340.
- 34 T. Makoto, M. Hiroshi, K. Ryoji, O. Yasuo, K. Naoki, Y. Hiroyuki and K. Katsuya, *Bone*, 2008, **43**, 894–900.
- 35 D. Spina, *Drugs*, 2003, **63**, 2575–2594.
- 36 D. Dheer, K. R. Reddy, S. K. Rath, P. L. Sangwan, P. Das and R. Shankar, *RSC Adv.*, 2016, **6**, 38033–38036.
- 37 S. Samanta, S. Jana, S. Mondal, K. Monir, S. K. Chandra and A. Hajra, *Org. Biomol. Chem.*, 2016, **14**, 5073–5078.
- 38 M. Murata and S. L. Buchwald, *Tetrahedron*, 2004, **60**, 7397–7403.
- 39 S. Marhadour, M.-A. Bazin and P. Marchand, *Tetrahedron Lett.*, 2012, **53**, 297–300.
- 40 Heterocyclic derivatives as metabotropic glutamate receptor modulators, EP2650284, Merz Pharma GmbH & Co. KGaA, 2013, p. 30.