



Observational Study

Migraine in physicians and final year medical students: A cross-sectional insight into prevalence, self-awareness, and knowledge from Pakistan

Hassan Choudry, Fateen Ata, Muhammad Naveed Naveed Alam, Ruqaiya Ruqaiya, Mahammed Khan Suheb, Muhammad Qaiser Ikram, Muhammad Muzammil Chouhdry, Muaz Muaz

Specialty type: Neurosciences

Provenance and peer review:

Invited article; Externally peer reviewed.

Peer-review model: Single blind

Peer-review report's scientific quality classification

Grade A (Excellent): 0

Grade B (Very good): B

Grade C (Good): 0

Grade D (Fair): D

Grade E (Poor): 0

P-Reviewer: Hasabo EA, Sudan; Lu H, China

Received: April 28, 2022

Peer-review started: April 28, 2022

First decision: June 8, 2022

Revised: June 22, 2022

Accepted: August 21, 2022

Article in press: August 21, 2022

Published online: September 20, 2022



Hassan Choudry, Department of Respiratory Medicine, University Hospital of Leicester, Leicester LE1, United Kingdom

Fateen Ata, Department of Internal Medicine, Hamad Medical Corporation, Doha 0000, Qatar

Muhammad Naveed Naveed Alam, Ruqaiya Ruqaiya, Muhammad Qaiser Ikram, Muhammad Muzammil Chouhdry, Muaz Muaz, Department of Neurology, Faisalabad Medical University, Faisalabad 38000, Punjab, Pakistan

Mahammed Khan Suheb, Department of Neurocritical Care, Adventhealth, Orlando, Florida 33662, United States

Corresponding author: Fateen Ata, BSc, MBBS, MD, Doctor, Department of Internal Medicine, Hamad Medical Corporation, PO Box 3050, Hamad General Hospital, Hamad Medical Corporation, Doha 0000, Qatar. docfateenata@gmail.com

Abstract

BACKGROUND

Despite its high prevalence, migraine remains underdiagnosed worldwide. A significant reason is the knowledge gap in physicians regarding diagnostic criteria, clinical features, and other clinical aspects of migraine.

AIM

To measure the knowledge deficit in physicians and medical students and to assess the prevalence of migraine in the same population.

METHODS

An online questionnaire was developed and distributed among physicians and final year medical students on duty in various medical and surgical specialties of Allied and DHQ Hospitals, Faisalabad, between October 2018 and October 2019. Inclusion criteria were public practicing physicians who experience headaches, while those who never experienced headaches were excluded. Different questions assessed respondents on their knowledge of triggers, diagnosis, management, and prophylaxis of the migraine headache. They were asked to diagnose themselves using embedded ICHD-3 diagnostic criteria for different types of migraine.

Graphs, tables, and figures were made using Microsoft Office 2016 and Microsoft Visio, and data analysis was done in R Studio 1.4.

RESULTS

We had 213 respondents and 175 fulfilled inclusion criteria, with 99 (52%), 58 (30%) and 12 (6.3%) belonging to specialties of medicine, surgery, and others, respectively. Both genders were symmetrically represented (88 male and 87 female). Fifty-two (24.4%) of our 213 respondents were diagnosed with migraine, with 26 (50%) being aware of it. Females had higher prevalence among study participants ($n = 28, 32.2\%$) compared to males ($n = 20, 22.7\%$, $P = 0.19$). A majority (62%) of subjects never consulted any doctor for their headache. Similarly, a majority (62%) either never heard or did not remember the diagnostic criteria of migraine. Around 38% falsely believed that having any type of aura is essential for diagnosing migraine. The consultation rate was 37% ($n = 65$), and migraineurs were significantly more likely to have consulted a doctor, and a neurologist in particular ($P < 0.001$). Consulters and migraineurs fared better in the knowledge of diagnostic aspects of the disease than their counterparts. There was no significant difference in other knowledge aspects between consulters *versus* non-consulters and migraineurs *versus* non-migraineurs.

CONCLUSION

Critical knowledge gaps exist between physicians and medical students, potentially contributing to misdiagnosis and mismanagement of migraine.

Key Words: Migraine; Headache disorders; Knowledge study; Prevalence; Knowledge; Epidemiology; Public health

©The Author(s) 2022. Published by Baishideng Publishing Group Inc. All rights reserved.

Core Tip: Despite its high prevalence, migraine remains underdiagnosed worldwide. A significant reason is the knowledge gap in physicians regarding diagnostic criteria, clinical features, and other clinical aspects of migraine. The primary objectives of this study were to measure the knowledge deficit in physicians and medical students and to assess the prevalence of migraine in the same population.

Citation: Choudry H, Ata F, Naveed Alam MN, Ruqaiya R, Suheb MK, Ikram MQ, Choudhry MM, Muaz M. Migraine in physicians and final year medical students: A cross-sectional insight into prevalence, self-awareness, and knowledge from Pakistan. *World J Methodol* 2022; 12(5): 414-427

URL: <https://www.wjgnet.com/2222-0682/full/v12/i5/414.htm>

DOI: <https://dx.doi.org/10.5662/wjm.v12.i5.414>

INTRODUCTION

Headache is the top neurological complaint of patients presenting to general practitioners and neurologists. Migraine, one of the commonest headaches, is the sixth most prevalent disease globally and the second largest cause of disability, affecting more than 1 billion people[1,2]. Although not directly fatal, migraine results in considerable loss of work hours, productivity, and quality of life, culminating in a health burden and significant cost. In the United States alone, the annual expenditure on migraine exceeds 78 billion USD[3]. Despite being one of the top causes of morbidity, millions of migraine cases remain undiagnosed worldwide, leading to a preventable burden on the system[4]. This underdiagnosis has been attributed to lapses in physicians' knowledge and lack of patient consultation, besides various other factors[5,6]. A recent study published in 2021 revealed several knowledge gaps in primary care providers concerning migraine diagnosis, with only 6.3% of physicians aware of migraine prevention guidelines[7]. Studies have elucidated a significantly higher prevalence of migraine in physicians, attributed to the better knowledge of diagnostic criteria and a variety of presentations of this headache[8]. Studies have also shown a specifically higher prevalence of migraine in headache specialists (53% compared to 19.3% in general practitioners), relating it to a better knowledge of the diagnostic criteria of migraine[9].

Prevention is the key management strategy for a significant subset of the population experiencing migraines, particularly those who cannot take abortive treatment. Preventive strategies, including drugs, indications of prophylaxis, and avoidance of triggers, constitute an essential piece of knowledge for managing physicians in this regard. Some of the triggers of migraines may not be commonly known

by physicians, leading to incomplete medical advice and counseling. Studies have shown a significant difference in the discussion of migraine triggers (with the patients) among neurologists and other physicians (82% *vs* 51%)[10]. Only a physician adequately equipped with proper knowledge of prevention and triggers can manage migraine patients properly with a comprehensive education of prevention strategies. Lack of awareness of triggering factors among patients increases the frequency of otherwise avoidable exacerbations of migraine[11].

Pakistan's estimated 1-year prevalence of migraine (22.5%) is considerably higher than the global 1-year prevalence of 15%[12,13]. Headache patients present in the outpatient settings of multiple specialties of our hospitals, including surgery. Junior doctors (including sub-interns, *i.e.*, final year medical students) in Pakistan's public hospitals serve as the first contact with health care for most patients with headaches. Therefore, the knowledge, attitudes and practices related to headache serve a pivotal role in the accurate and timely diagnosis and management of patients with headache syndromes, including migraine. Knowing the types of migraines and diagnostic criteria, and screening tools for some common types are essential for correct diagnosis. Transient neurological disturbances, usually in the form of visual or auditory sensory issues that precede migraine headaches, are known as auras. Aura is not experienced by 60%–80% of migraine patients, leading to a diagnosis of migraine without aura[14]. Worldwide, some studies recently have highlighted the gaps in physicians' knowledge regarding the diagnosis of migraine[5,15,16]. We hypothesize similar gaps exist in our clinical settings in Pakistan; viewing aura as an integral part of the diagnosis of migraine being one such gap in knowledge. It is imperative for physicians to be aware of migraine without aura as it constitutes > 70% of migraine cases in Pakistan[17].

The aim of the study was to provide the first insight in the region into physicians' knowledge regarding the diagnosis and management of migraine. The primary objective was to gauge the knowledge of physicians and final-year medical students regarding the triggers, diagnosis, management and prevention of migraine in Pakistan. Secondary objectives included determining the awareness of their own migraine among migraineurs, as well as estimating the point-prevalence of migraine among the physician population in Pakistan. Moreover, we also sought an assessment of the attitudes of our respondents towards medical consult-seeking for their headaches and self-medication (without a medical consult).

MATERIALS AND METHODS

Study design

A web-based 30-question anonymous questionnaire was developed consisting of simple multiple choice as well as multiple choice–multiple response questions.

Participants

The questionnaire was distributed among physicians and final year medical students on duty in various medical and surgical specialties of Allied and DHQ Hospitals, the affiliated hospitals of Faisalabad Medical University. Participants were required to fill in the questionnaire in the presence of a team member to avoid misinterpretation of any question.

Inclusion criteria and data collection

Inclusion criteria were physicians and final year medical students who experienced headaches. Private practitioners and non-practicing physicians were excluded. The data were collected between October 15, 2018 and October 15, 2019.

Tools and variables

Respondents were asked if they thought they had a migraine and were then assessed on their knowledge of the definition, triggers and prophylaxis of the migraine, utilizing various subjective and objective questions. The triggers of migraine and the list of indications of prophylaxis of migraine were adopted from Kelman *et al*[19] and American Headache Society Consensus statement, respectively[18, 19]. They were questioned about their knowledge of diagnostic criteria, prophylactic therapy and migraine triggers. They were also asked to choose appropriate answers from a list of available triggers of migraine and indications and duration for prophylaxis. Distractors were introduced in the triggers and indications of prophylaxis checklists to assess better for recognition (Figures 1 and 2). Migraineurs were further asked questions about their triggers, abortive and prophylactic therapy use and efficacy, medical consultation seeking, and over-the-counter (OTC) drug use. For diagnosis, ICHD-3 diagnostic criteria of migraine with aura, migraine without aura, and chronic migraine were embedded in the questionnaire. Respondents were asked to self-diagnose by matching their symptoms to these criteria within the questionnaire. Migraine cases (migraineurs) were the respondents who chose any type of migraine after going through all the diagnostic criteria. Self-awareness of migraine was defined as migraineurs who thought they had a migraine, while cases who answered “no” or “not sure” when

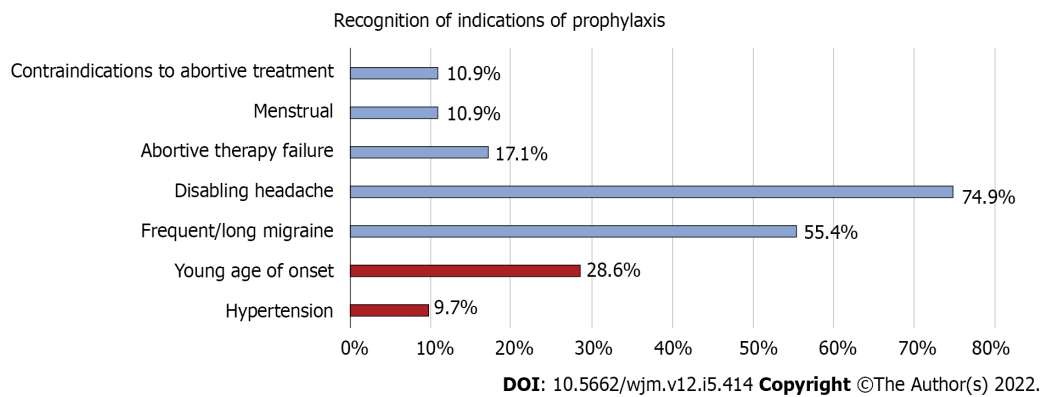


Figure 1 Knowledge of indications of migraine prophylaxis in physicians. The answers highlighted in red indicates distractors which were not true indications of prophylaxis and added as distractor for more accuracy and to lower bias.

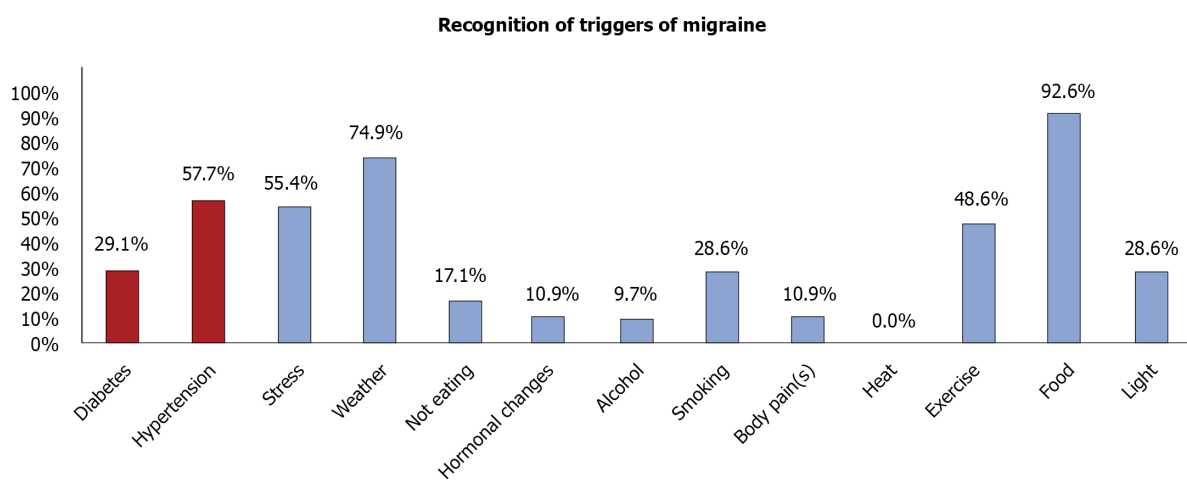


Figure 2 Knowledge of triggers of migraine in physicians. The answers highlighted in red indicate distractors which were not true triggers of migraine and were added as distractor for more accuracy and to lower bias.

asked if they had migraine were termed unaware. Sample size and sampling: a migraine prevalence of 30% in physicians was assumed (greater than the general population migraine prevalence of 22.5% in Pakistan) and sample size for a prevalence study was calculated for an estimated physician population of 100000 with a confidence interval level and precision of 95% and 6%, respectively. Source Forge's free online sample size calculator was used (sampsizesourceforge.net). The sample size determined was 186 for the prevalence study.

Statistical analysis and reporting

Reliability testing of migraine awareness was performed with the correlation coefficient (κ) to assess agreement between those who thought they had a migraine (self-aware) and confirmed cases of migraine. The sensitivity and specificity of the self-awareness of migraine were calculated by comparing it with the final diagnosis. The prevalence of migraine was calculated among all the respondents, including the excluded ones, to assess the actual prevalence of the disease in the physician and medical student population. Data analysis was run between groups using R version 1.4.1106, with an additional package of epitools. Chi-square, Mann-Whitney and Fisher's exact tests were applied wherever applicable after tests of the normalcy of distribution (Shapiro-Wilk). Graphs, tables and figures were made using Microsoft Office 2016 and Microsoft Visio. This study was reported in accordance with The Strengthening the Reporting of Observational Studies in Epidemiology (STROBE) guidelines[20].

RESULTS

Participant characteristics

We distributed the questionnaire to a total of 275 subjects and managed to get a response from 213 of them, setting our response rate at 77.5%. One hundred and ninety participants fulfilled the inclusion criteria. After the application of exclusion criteria, we were left with 175 participants. Among them, 39 were medical students, and the rest of them were physicians. Males and females were symmetrically represented, with 88 males and 87 females. The average age was 25.7 ± 4.1 years. Most of our subjects (56%, $n = 98$) belonged to the specialty of medicine and allied, 30% ($n = 51$) to surgery and allied, and 5% ($n = 9$) to others (including pathology, radiology, *etc.*). A majority (62.3%, $n = 109$) of our respondents never consulted anyone for the headaches. The basic characteristics and demographic data of participants are summarized in [Table 1](#).

Prevalence of migraine

Forty-eight (27.4%) of our 175 respondents were diagnosed with migraine using the questionnaire-embedded, self-diagnosis algorithm. This made the total prevalence of migraine in our sample of physicians and medical students 24.4%. Females, as expected, had higher prevalence ($n = 28$, 32.2%) compared to males ($n = 20$, 22.7%) among the final sample.

Awareness of migraine

Only 21 (43.8%) of our 48 migraineurs were fully aware of their disease before the application of the embedded criteria, while eight (16.7%) and 19 (39.6%) were completely unaware and not sure, respectively. Similarly, out of 127 non-migraineurs, 126 correctly thought they did not have a migraine. This made the sensitivity and specificity of this self-awareness 43.8% and 99.2%, respectively. The correlation coefficient Cohen's between self-awareness and migraine diagnosis was 0.52, showing a moderate level of association. The physicians' diagnosis of migraine had similar sensitivity (37.5%), specificity (97.6%), and correlation coefficient values (0.43).

Knowledge of migraine

A major proportion of participants (36.7%) erroneously believed that having any type of aura is essential for diagnosing migraine ([Figure 3](#)). Almost half of the respondents ($n = 85$, 48.6%) said they did not remember the diagnostic criteria of migraine, while 13% had never heard about the criteria at all. 11.4% of respondents did not know that prophylactic therapy even existed, while only 33.7% said they remember prophylaxis indications. Only 13.7% ($n = 24$) could correctly identify the correct duration of prophylaxis while 57.1% ($n = 100$) of subjects did not know, 21.1% ($n = 37$) underestimated, and 8% ($n = 14$) overestimated the duration of prophylactic therapy of migraine. Respondents were able to recognize, on average, just 1.3 of 5 real indications and 3.5 of 11 real triggers. Stress was by far the most commonly recognized trigger, recognized by 92.6% of respondents.

Consulters versus non-consulters

Only 60.6% ($n = 66$) respondents had sought consult. In general, consultation seekers had better knowledge of diagnostic criteria and prophylactic therapy in the subjective questions. The difference almost reached significance in the knowledge about prophylactic therapy ([Table 2](#)), where 57.8% of consultants said they remembered the indications of prophylaxis compared with just 28% of non-consulters (OR: 1.84, $P = 0.05$). Similarly, only 40.4% of those who chose not to consult correctly believed that aura is essential for a migraine diagnosis compared with a majority (59.1%) of consultation seekers (OR: 0.47, $P = 0.02$). Paradoxically, non-consulters were more likely to correctly identify the monthly headache rate cut-off for initiation of prophylaxis (30.3%) *versus* consultants (15.1%), and the difference was significant ($P = 0.02$). However, upon further analysis, it was revealed that consultants were more likely than non-consulters to underestimate the monthly headache rate threshold for starting the prophylaxis, with a mean monthly rate chosen by this group to be 2.85 *versus* 3.18 by the non-consulters ($P = 0.03$). There was no significant difference in recognizing triggers and indications of prophylaxis between both groups ([Table 2](#)). Additionally, headache frequency in both groups was also similar.

Migraineurs versus non-migraineurs

Migraineurs were much more likely to have visited a doctor than non-migraineurs, and the difference was significant (OR: 3.7, $P < 0.001$). A neurologist consultation was even more significantly associated with a diagnosis of migraine (OR: 17.4, $P < 0.001$). Females were more likely (31.8%) to have migraines than were males (22.9%), although the difference was not significant. Similarly, there was no significant difference between knowledge of duration or prophylaxis indications and triggers between migraineur and non-migraineur populations.

Migraineurs were more likely than non-migraineurs to remember the diagnostic criteria (52% *vs* 32%, OR: 2.26, $P = 0.016$). They were also more likely to know prophylaxis indications (43% *vs* 29.9%), but the difference here was just above significance ($P = 0.08$). Headache attacks per month were significantly higher in migraineurs (median 2 ± 4) than non-migraineurs (0.5 ± 2 IQR), and the difference was

Table 1 General characteristics and responses of all subjects

Characteristics	Results (N = 175), n (%)
Gender	Females: 88 (50.3) Males: 87 (49.7)
Age (yr)	Mean: 25.7 ± 4.1
Grade	Medical student: 39 (22.3) House officers: 74 (42.3) Non-trainee medical officers: 17 (9.7) Trainee medical officer: 38 (21.7) Senior registrar: 4 (2.3) Assist professor: 2 (1.1) Professor: 1 (0.6)
Specialty of doctors	Medicine & allied: 98 (56) Surgery & allied: 51 (29.1) Others: 9 (5.1) Not answered: 17 (9.7)
Do you have migraine?	Yes: 22 (12.6) No: 109 (62.3) Maybe: 44 (25.1)
Confirmed migraine after reading the ICHD-3 criteria of all 3 types of migraine	Migraine without aura: 36 (20.6) Migraine with aura: 9 (5.1) Chronic migraine: 3 (1.7) No migraine: 127 (72.6)
Consulted any physician	GP: 19 (10.8) Medical specialist: 22 (12.6) Neurologist: 10 (5.7) Ophthalmologist: 19 (10.8) Other: 9 (5.1) No consultation: 110 (62.8)
Physician able to diagnose migraine	Yes: 45 (25.7) No: 9 (5.1) Maybe: 9 (5.1) Never consulted: 112 (64)
Knowledge of diagnostic criteria of migraine	Heard and remember it: 66 (37.7) Heard about it but don't remember: 85 (48.6) Never heard about it: 24 (13.7)
Knowledge of prophylaxis of migraine	I know its indications: 59 (33.7) I knew its indications but don't remember: 70 (40) Know only that it exists: 26 (14.8) Don't know about it at all: 20 (11.4)
Aura is essential for migraine?	Yes: 66 (37.7) No: 83 (46.8) Not sure: 26 (14.7)

Duration of standard prophylactic therapy of migraine?	Do not know: 100 (57.1)
	1 mo: 10 (5.7)
	3 mo: 27 (15.4)
	6 mo¹: 24 (13.7)
	12 mo: 14 (8)
Monthly headache rate for prophylaxis	≥ 2 per mo: 64 (36.6)
	≥ 3 per mo: 52 (29.7)
	≥ 4 per mo¹: 43 (24.6)
	≥ 5 per mo: 15 (8.6)
	Not available: 1 (0.6)
Used abortive (migraine patients only)	Yes: 12 (25)
	No: 34 (70.8)
	Maybe: 2 (4.2)
Used prophylactic therapy (migraine patients only)	Yes: 9 (18.7)
	No: 38 (79.2)
	Not sure: 1 (2.1)

¹Chosen as the standard in accordance with American Headache Society (AHS) guidelines.

significant ($P < 0.01$).

Aware versus unaware migraineurs

Awareness of one's own disease was more common in females (53%) than in males (40%), but the difference was not significant. Migraine-aware respondents were significantly more likely to have visited a physician (81%) than were unaware migraineurs (44%, OR: 5.0, $P = 0.01$). Neurologist consultation, in particular, was more common in migraine aware (6/21) *versus* unaware (2/27, OR: 9.6, $P = 0.024$) participants. All knowledge questions related to diagnosis and prophylaxis had similar results in both groups (Table 3).

DISCUSSION

Our study presents the first extensive data on awareness and knowledge of migraine among physicians in Pakistan, with a point-prevalence of migraine at 24.4%. A similar prevalence has been reported in neighboring countries in the region[21,22]. Herekar *et al*[12] have previously reported a 1-year prevalence of migraine in the general population of Pakistan to be 22.5%. The differences in prevalence have been attributed to methodological variations and changes in cultural attitudes towards disease that lead to underdiagnosis in certain subsets of the population[23,24].

Lack of awareness and knowledge of migraine and its management among physicians causes a striking yet avoidable burden on its demographics. One of the critical reasons for underdiagnoses of migraine is unfamiliarity with the diagnostic criteria and the reluctance to use diagnostic tools among physicians[5,25]. Kristoffersen *et al*[16], who surveyed knowledge of Neurology residents in Norway regarding migraine, reported lapses in the knowledge of neurology residents below the bare minimum. Only half of the neurology residents had used the diagnostic criteria regularly, undoubtedly leading to inadequate familiarity with migraine presentations and subsequent underdiagnosis. Gültekin *et al*[5] reported that only 10% of primary care physicians in Turkey could give the complete diagnostic criteria of migraine. We report similar findings in our population, as 62% of participants in our study admitted not remembering the diagnostic criteria. When tested objectively, 38% believed in the myth that migraine could not be diagnosed without aura. This further indicates a fundamental unfamiliarity with types of migraine, migraine without aura in particular. The inadequate familiarity with not only the diagnostic criteria but the types of migraine as well can undeniably lead to an underdiagnosis and mismanagement of a plethora of cases.

The migraine triggers originated from self-reports by patients, but some have been experimentally verified[26]. Advice regarding triggers has varied through the years. Historically, it was argued that the best way to avoid headache was to avoid the triggers. Still, recent evidence suggests that the association of triggers with the headache is a learned process of the brain that subsequently attaches it to the

Table 2 Results of analysis between groups based on consult-seeking behaviors and migraine diagnoses

Consultation seeking				Migraine		
	Non-consulters (n = 109)	Consulters (n = 66)	P	Migraineurs (n = 48)	Non-migraineurs (n = 127)	P
Gender	Females: 54 (49.5%); Males: 55 (50.5%)	Females: 34 (51.5%); Males: 32 (48.5%)	0.8	Females: 28 (58.3%); Males: 20 (41.7%)	Females: 60 (47.2%); Males: 67 (52.7%)	0.19
Knowledge of diagnostic criteria	Remember: 37 (33.9%); Don't remember: 72 (66.1%)	Remember: 29 (43.9%); Don't remember: 37 (56.1%)	0.24	Remember: 25 (52.1%); Don't remember: 23 (47.9%)	Remember: 41 (32.3%); Don't remember: 86 (67.7%)	0.016 ; OR: 2.26 (95% CI: 1.1-4.5)
Know prophylaxis indications	Yes: 31 (28.4%); No: 78 (71.6%)	Yes: 38 (34.9%); No: 28 (42.4%)	0.05	Yes: 21 (43.7%); No: 27 (56.2%)	Yes: 38 (29.9%); No: 89 (70.1%)	0.08
Aura essential for diagnosis?	Yes: 65 (59.6%); No or not sure: 44 (40.4%) ¹	Yes: 27 (40.9%); No or not sure: 39 (51.1%) ¹	0.016 ; OR: 0.47 (95% CI: 0.25-0.87)	Yes: 22 (45.8%); No or not sure: 26 (54.2%)	Yes: 70 (55.1%); No or not Sure: 57 (44.9%)	0.27
Consulted		Neurologist: 10 (15.2%); Other doctor(s): 56 (84.8%); None: 0 (0%)		Neurologist: 8 (16.7%); Other doctors: 21 (43.7%); None: 19 (39.6%)	Neurologist: 2 (1.6%); Other doctors: 35 (27.6%); None: 90 (70.9%)	< 0.001
Monthly attack cutoff for prophylaxis ²	Correctly Identified: 33 (30.3%); Could not Identify: 75 (68.8%)	Correctly Identified: 10 (15.1%); Could not Identify: 56 (84.9%)	0.02	Correctly Identified: 16; Could not Identify: 32	Correctly Identified: 27 (21.4%); Could not Identify: 99 (78.6%)	0.11
Know correct duration of prophylaxis ³	Yes: 28 (25.7%); No: 81 (74.3%)	Yes: 20 (30.3%); No: 46 (69.7%)	0.5	Yes: 13 (27%); No: 35 (73%)	Yes: 35 (27.5%); No: 92 (72.5%)	0.94
Frequency of headache attacks (per month)	None: 31 (28.4%); ≤ 1: 39 (35.8%); 2: 17 (15.6%); 3: 6 (5.5%); ≥ 4: 16 (14.7%)	None: 13 (19.7%); ≤ 1: 22 (33.3%); 2: 13 (19.7%); 3: 8 (12.1%); ≥ 4: 10 (15.1%)	0.4	None: 4 (8.3%); ≤ 1: 16 (33.3%); 2: 9 (18.7%); 3: 6 (12.5%); ≥ 4: 13 (27.1%)	None: 40 (31.5%); ≤ 1: 45 (35.4%); 2: 21 (15.7%); 3: 8 (6.3%); ≥ 4: 13 (2.4%) ¹	< 0.01
Total triggers recognized	Median: 4, IQR: 5	Median: 3, IQR: 4	0.29	Median: 3.5, IQR: 3	Median: 4, IQR: 5	0.297
Total indications recognized	Median: 2, IQR: 1	Median: 1, IQR: 1	0.21	Median: 1, IQR: 1	Median: 1, IQR: 1	0.22
Distractor(s) recognized as triggers	Yes: 47 (43.1%); No: 62 (56.9%)	Yes: 29 (43.9%); No: 37 (56.1%)	0.91	Yes: 22 (45.8%); No: 26 (54.2%)	Yes: 54 (42.5%); No: 73 (57.5%)	0.69
Distractor(s) recognized as Indications	Yes: 37 (33.9%); No: 71 (65.1%)	Yes: 17 (25.7%); No: 49 (74.2%)	0.23	Yes: 16 (33.3%); No: 32 (66.7%)	Yes: 38 (22.1%); No: 88 (87.9%)	0.68
Migraineurs	Migraineurs: 19 (17.4%); Non-migraineurs: 90 (82.5%) ¹	Migraineurs: 29 (43.9%); Non-migraineurs: 37 (56.1%) ¹	< 0.001 ; OR: 3.7 (95% CI: 1.8-7.5)			

¹Indicates statistically significant results.²Monthly headache rate ≥ 4 was chosen as standard for initiation of prophylaxis according to American Headache Society (AHS) guidelines.³A 6-mo duration of prophylaxis was chosen as standard according to AHS guidelines.

IQR: Inter-quartile range; OR: Odd's ratio; CI: Confidence interval.

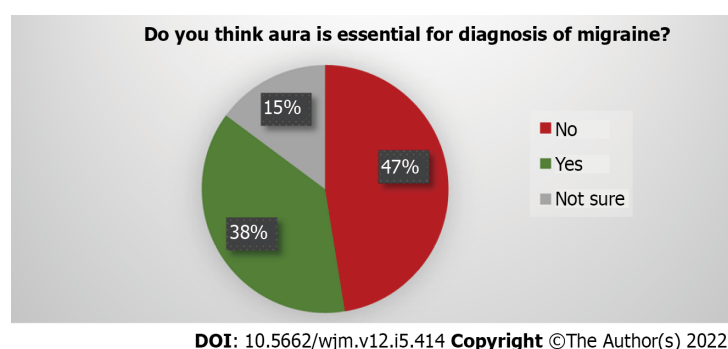
headache. According to this theory, slow desensitization techniques rather than avoidance strategy is the way forward[27]. Nonetheless, knowledge of the trigger itself is vital for physicians if they counsel the patient appropriately for either strategy. The fact that an average physician in our study could not recognize even half of the triggers from the list points to an apparent deficiency in this knowledge.

Table 3 Subgroup analysis among migraineurs based on awareness of their disease

Migraine awareness			
	Migraine aware (n = 21)	Not aware (n = 27)	P
Gender	Females: 13 (61.9%); Males: 8 (38.1%)	Females: 15 (55.5%); Males: 12 (45.5%)	0.65
Diagnostic criteria	Remember: 12 (57.1%); don't remember: 9 (42.9%)	Remember: 13 (48%); don't remember: 14 (52%)	0.53
Know prophylaxis indications	Know indications: 11 (52.4%); do not know about either prophylaxis or its indications: 10 (47.6%)	Know indications: 10 (37%); do not know about either prophylaxis or its indications: 17 (63%)	0.44
Aura essential for diagnosis?	No: 13 (61.9%); yes or not sure: 8	No: 13 (48.1%); yes or not sure: 14 (51.9%)	0.34
Consulted	Neurologist: 6 (28.6%); Any other physician: 11 (52.4%); Didn't consult: 4 (19%) ¹	Neurologist: 2 (7.4%); Any other physician: 10 (37%); Didn't consult: 15 ¹ (55.6%)	0.02 ; OR: 9.6 (95% CI: 1.5-96)
Monthly attack cutoff for prophylaxis	Correctly identified: 5 (23.8%); Couldn't identify: 16 (76.2%)	Correctly identified: 11 (40.7%); Couldn't identify: 16 (59.2%)	0.22
Know duration of prophylaxis	Correctly identified: 6 (28.5%); Couldn't identify: 15 (71.4%)	Correctly identified: 7 (33.3%); Couldn't identify: 20 (66.7%)	0.83
Respondent's frequency of attacks (per month)	None: 1 (4.8%); ≤ 1: 8 (38.1%); 2: 2 (9.5%); 3: 3 (14.3%); ≥ 4: 7 (33.3%)	None: 3 (11.1%); ≤ 1: 8 (29.6%); 2: 7 (25.9%); 3: 3 (11.1%); ≥ 4: 6 (22.2%)	0.5
Average no of triggers recognized	Median: 3, IQR: 3	Median: 4, IQR: 3	0.32
Average no of indications recognized	Median: 1, IQR: 1	Median: 2, IQR: 1	0.17

¹Indicates statistically significant results.

IQR: Inter-quartile range; OR: Odd's ratio; CI: Confidence interval.

**Figure 3** Belief in the myth that aura is an integral part of migraine diagnosis.

Moreover, perhaps even more worryingly, almost half of the participants chose the distractors (hypertension and diabetes) as triggers.

Menstrual migraine is associated with particularly significant morbidity due to the longer duration, increased severity, and periodicity, and also because of its refractoriness to abortive treatment[28]. The disability associated with it deserves a special mention because it, arguably, is the most common migraine trigger, with 70% of female migraineurs reporting this trigger[28]. It is also one of the most common disabling conditions presented in gynecological practices[29] but 42% of our respondents did not recognize it as a trigger. In comparison, an overwhelming majority (90%) did not know that menstrual migraine can itself be an indication for initiation of prophylaxis, which reveals a vital missing piece in physicians' knowledge on the subject.

Studies on migraine have consistently demonstrated the role of preventive therapy in reducing disease burden[30]. Preventive therapy is central in managing migraineurs with severe and frequent attacks as the overutilization of abortive therapy may frequently lead to medication-overuse headaches or resistant migraine[31]. Preventive therapy is also required in some cases to augment responsiveness to abortive therapy as it reduces the frequency and duration of the migraine attacks and the severity [13]. Silberstein and colleagues demonstrated that preventive therapy (when indicated) combined with abortive was much more effective in reducing the migraine load than abortive therapy alone[31]. Moreover, management of chronic migraine requires an approach involving a combination of abortive, preventive, and behavioral therapy. In our sample, chronic migraine (frequent attacks) as an indication

of prophylaxis was recognized by 50% of respondents, which fares relatively better than recognition of other indications but is still inadequate. On the contrary, only 33% of physicians and medical students thought they remembered the indications of prophylaxis. When tested from a list of indications, a physician could identify only about one indication out of five. These results reveal another vital knowledge gap that needs priority focus.

Physicians, in general, underestimate the role of preventive therapy[31-34]. The American Migraine Communication study highlighted physicians under-rating the disability caused by migraine and thus the need for prophylactic therapy[35]. In contrast, there is some evidence that neurologists, compared with other physicians, tend to emphasize the role of prophylaxis[36]. Physicians' unfamiliarity with preventive therapy means an inability to manage chronic migraine cases properly. Preventive therapy use among physicians in our sample (18%) was similar to the prevalence reported elsewhere in the literature[31,37]. The fact that more than two thirds of physicians in our sample did not remember the indications of prophylaxis when asked subjectively is particularly troubling for a large subset of special cases. These comprise but are not limited to chronic migraine, menstrual-related, resistant migraine, and other more severe forms of migraine, which are contingent upon preventive therapy and are perhaps responsible for several mishandled cases. Additionally, we found no meaningful differences between consultants and non-consultants for recognition of prophylaxis indications. Our inference is that the under-emphasis on preventive therapy in the form of avoidance of triggers or drug therapy is so pervasive that even after consulting a physician for the headache, respondents did not gain any meaningful knowledge of these aspects of the migraine.

Weber *et al*[38] reported that primary care physicians suffering from migraine described receiving more migraine patients in their practice than their healthy colleagues. Their patients were more likely to have a better quality of life. This is perhaps related to the sensitivity of such physicians towards migraineurs. A similar inference can be made from our results, as migraineurs were more likely to state that they knew the diagnostic criteria. However, the difference was not significant when asked the question regarding diagnosis objectively, *i.e.*, the question related to the aura. The improved knowledge of the disease's diagnosis and management in physicians with migraine (Table 2) puts them in a better position to understand and help the patients. Migraineurs in our study were also more likely to have visited a doctor (61.4% *vs* 29.1%). The association was strongest with a neurologist's consultation (OR: 17.4, $P < 0.001$). This potentially represents the role of a consultation, especially with a neurologist, in diagnosing migraine[39]. The subjective feeling of knowledge related to diagnostic criteria as well as prophylactic therapy was also significantly better in consultation seekers (Table 2). We think this is a result of discussion about the disease with their consulting physicians or more intrigue and reflection about the disease resulting from the consultation. The consulting process, the resultant introspection, and perhaps reading about their condition helped physicians improve their knowledge. This is also reflective of the power and efficacy of a medical consultation[39]. The contradictory results on the monthly headache rate threshold of preventive therapy can be logically explained with a further breakdown of data, as consultants favored the prophylaxis more and underestimated the threshold for initiation of prophylaxis, constituting a better trend overall.

Radtke *et al*[25] reported 70% awareness of migraine in their sample in 2012, with a coefficient of agreement value of 0.46 between ICHD-II criteria and awareness. At 44%, migraine in our sample was lower ($\kappa = 0.52$). The sensitivity of physicians' diagnosis among the sample collected by Radtke *et al*[25] was also better at 63%. We did not specify the temporal order of events in our question, *i.e.*, whether they knew about their migraine before consulting a doctor or suspected one after their visit. Hence, this self-awareness of migraine is not mutually exclusive to the consulting physician's diagnosis of migraine in our cases. However, our data hint toward the role of physicians' consultation in producing this self-awareness. Although consulting with physicians could not contribute to better knowledge of the subjects, it still helped diagnose the disease in many cases. The precision of diagnosis was better when consultations came from neurologists (Table 3). However, the number in our sample was too small, and more studies are needed for a more generalizable inference. Our study thus reinforces the earlier findings that the advice to seek consultation for a headache instead of OTC medication use is essential and needs to be practiced by our physicians[39].

The ever-increasing global burden of non-communicable diseases concerning morbidity and the fact that migraine is jumping the ladder of the most prevalent diseases exponentially is alarming[40]. Every effort has to be made for an accurate and timely diagnosis of migraine. Fortunately, with the advent of new data on drug therapy in migraine, this era is also witnessing a remarkable change in its management[41]. Recent studies have shown mechanism-based therapies like anti-calcitonin gene-related peptide monoclonal antibodies (erenumab, tinezumab, fremanezumab and galcanezumabas) as promising drugs in the preventive management of migraine[13,42]. In addition to rapid onset, these drugs also carry fewer adverse effects (mainly injection site reactions). Erenumab specifically has shown effectiveness in a 50% reduction in migraine days, with a favorable safety profile[43]. However, currently, high costs and limited availability of these monoclonal antibodies are a challenge in migraine management on a global level. Various methods can be applied to improve awareness and knowledge of migraine among the physicians who serve as the first encounter with health care for patients with headaches. We suggest that the interventions for improvement have to be incorporated early in the course of a physician's clinical life. One such strategy can be dedicated lectures on migraine in medical

schools, focusing on it as a high-yield topic of examination, including standardized patients with migraine in clinical exams. New graduates should be educated by headache specialists on migraine diagnosis and management before starting internships. For practicing physicians, the interventions can include yearly workshops, continuing medical education activities, and the provision of migraine diagnostic and management posters to be placed in the clinics. Virtual education, which saw its role vastly inflated during the current coronavirus disease-2019 pandemic, can be utilized to maximize education on migraine among physicians. It is also imperative to prospectively study the effects of increased awareness of migraine among physicians to establish the amplitude of change it may carry in decreasing the global burden of disability with regard to migraine. Together with the introduction of more effective preventive and possibly curative treatments, this may also play a key role in reducing the global prevalence of migraine.

Our study had some limitations grounded in the study design used. Firstly, the subjective questions on diagnostic criteria and prophylactic treatment were subject to social desirability bias as most respondents were not open to accepting their knowledge deficit. Secondly, we did not use any migraine diagnosis registry due to lack of the aforementioned, but our data collection team ensured that respondents understood the diagnostic criteria during collection. Thirdly, excluding the cases that did not experience headaches may have potentially excluded a specific subset of doctors whose knowledge was not tested. This, albeit small, was a potential source of sampling bias in our study. Fourthly, although almost all the questionnaires were filled in the presence of one of the study team members and we tried to keep the questionnaire as short as possible, there was still a possibility that some of the participants might not have read the questions and criteria thoroughly; an inherent possibility with the questionnaire-based studies. Despite these limitations, we believe the study was largely free from any systematic biases.

CONCLUSION

Despite its high prevalence and high associated morbidity, migraine diagnosis and management knowledge remain below the minimum functionally required among physicians in Pakistan. Steps need to be taken to bridge the knowledge gap among doctors to address underdiagnosis and mismanagement of the disease.

ARTICLE HIGHLIGHTS

Research background

Despite its high prevalence, migraine remains underdiagnosed worldwide. A significant reason is the knowledge gap in physicians regarding diagnostic criteria, clinical features, and other clinical aspects of migraine.

Research motivation

This research was conducted to see whether migraine follows the same trends of underdiagnosis in Physicians of Pakistan as globally.

Research objectives

We aimed to measure the knowledge deficit in physicians and medical students and to assess the prevalence of migraine in the same population.

Research methods

An online questionnaire was developed and distributed among physicians and final-year medical students on duty in various medical and surgical specialties of Allied and DHQ Hospitals, Faisalabad, between October 2018 and October 2019. Inclusion criteria were public practicing physicians who experience headaches, while those who never experienced headaches were excluded. Different questions assessed respondents on their knowledge of triggers, diagnosis, management, and prophylaxis of the migraine headache. They were asked to diagnose themselves using embedded ICHD-3 diagnostic criteria for different types of migraine. Graphs, tables and figures were made using Microsoft Office 2016 and Microsoft Visio, and data analysis was done in R Studio 1.4.

Research results

We had 213 respondents and 175 fulfilled inclusion criteria, with 99 (52%), 58 (30%) and 12 (6.3%) belonging to specialties of medicine, surgery, and others, respectively. Both genders were symmetrically represented (88 male and 87 female). Fifty-two (24.4%) of our 213 respondents were diagnosed with migraine, with 26 (50%) being aware of it. Females had higher prevalence among study participants ($n =$

28, 32.2%) compared to males ($n = 20$, 22.7%, $P = 0.19$). A majority (62%) of subjects never consulted any physician for their headache. Similarly, a majority (62%) either never heard or did not remember the diagnostic criteria of migraine, and 38% falsely believed that having any type of aura was essential for diagnosing migraine. The consultation rate was 37% ($n = 65$), and migraineurs were significantly more likely to have consulted a physician, a neurologist in particular ($P < 0.001$). Consulters and migraineurs fared better in the knowledge of diagnostic aspects of the disease than their counterparts. There was no significant difference in other knowledge aspects between consulters and non-consulters and migraineurs and non-migraineurs.

Research conclusions

Critical knowledge gaps exist between physicians and medical students, potentially contributing to the misdiagnosis and mismanagement of migraine cases.

Research perspectives

Migraine remains an underdiagnosed disease in the general population as well as among healthcare providers. Education, timely diagnosis, and management will help reduce its global burden.

ACKNOWLEDGEMENTS

We are grateful to all the participating medical students, residents and senior doctors for their time and input, without which this project would not have been accomplished. We also want to thank the Department of Neurology, Punjab Medical College Faisalabad, for providing constructive feedback on the project.

FOOTNOTES

Author contributions: Choudry H, Ata F and Naveed Alam M were responsible for study design; Choudry H, Ata F, Naveed Alam M, Ruqaiya R and Qaiser Ikram M did the questionnaire design; Choudry H and Naveed Alam M analyzed the data; Choudry H and Ata F were responsible for the manuscript revision; all authors participated in data collection and manuscript writing.

Institutional review board statement: The study was conducted following the guidelines of the Declaration of Helsinki and approved by the institutional ethical review committee of the Faisalabad Medical University (No. 000319). The ethics committee waived informed consent.

Informed consent statement: Informed consent from patients was waived by the ethics committee.

Conflict-of-interest statement: All authors report no relevant conflict of interest for this article.

Data sharing statement: Data can be made available from the first or corresponding author at reasonable request

STROBE statement: The authors have read the STROBE checklist of items, and the manuscript was prepared and revised according to the STROBE checklist of items.

Open-Access: This article is an open-access article that was selected by an in-house editor and fully peer-reviewed by external reviewers. It is distributed in accordance with the Creative Commons Attribution NonCommercial (CC BY-NC 4.0) license, which permits others to distribute, remix, adapt, build upon this work non-commercially, and license their derivative works on different terms, provided the original work is properly cited and the use is non-commercial. See: <https://creativecommons.org/licenses/by-nc/4.0/>

Country/Territory of origin: Pakistan

ORCID number: Hassan Choudry 0000-0001-6720-724X; Fateen Ata 0000-0001-7121-8574.

Corresponding Author's Membership in Professional Societies: American college of physicians; American Society of Tropical Medicine and Hygiene, American College of Academic International Medicine.

S-Editor: Wu YXJ

L-Editor: Kerr C

P-Editor: Wu YXJ

REFERENCES

- 1 **GBD 2016 Headache Collaborators.** Global, regional, and national burden of migraine and tension-type headache, 1990-2016: a systematic analysis for the Global Burden of Disease Study 2016. *Lancet Neurol* 2018; **17**: 954-976 [PMID: 30353868 DOI: 10.1016/S1474-4422(18)30322-3]
- 2 **GBD 2016 Disease and Injury Incidence and Prevalence Collaborators.** Global, regional, and national incidence, prevalence, and years lived with disability for 328 diseases and injuries for 195 countries, 1990-2016: a systematic analysis for the Global Burden of Disease Study 2016. *Lancet* 2017; **390**: 1211-1259 [PMID: 28919117 DOI: 10.1016/S0140-6736(17)32154-2]
- 3 **Gooch CL, Pracht E, Borenstein AR.** The burden of neurological disease in the United States: A summary report and call to action. *Ann Neurol* 2017; **81**: 479-484 [PMID: 28198092 DOI: 10.1002/ana.24897]
- 4 **Miller S, Matharu MS.** Migraine is underdiagnosed and undertreated. *Practitioner* 2014; **258**: 19-24, 2 [PMID: 25588281]
- 5 **Gültekin M, Balci E, İsmailoğlu S, Yetkin F, Baydemir R, Erdoğan F, Mırza M, Özge A.** Awareness of Migraine Among Primary Care Physicians in Turkey: A Regional Study. *Noro Psikiyatr Ars* 2018; **55**: 354-357 [PMID: 30622393 DOI: 10.5152/npa.2016.19228]
- 6 **Diamond S, Bigal ME, Silberstein S, Loder E, Reed M, Lipton RB.** Patterns of diagnosis and acute and preventive treatment for migraine in the United States: results from the American Migraine Prevalence and Prevention study. *Headache* 2007; **47**: 355-363 [PMID: 17371352 DOI: 10.1111/j.1526-4610.2006.00631.x]
- 7 **Verhaak AMS, Williamson A, Johnson A, Murphy A, Saidel M, Chua AL, Minen M, Grosberg BM.** Migraine diagnosis and treatment: A knowledge and needs assessment of women's healthcare providers. *Headache* 2021; **61**: 69-79 [PMID: 33377176 DOI: 10.1111/head.14027]
- 8 **Xie W, Li R, He M, Cui F, Sun T, Xiong J, Zhao D, Na W, Liu R, Yu S.** Prevalence and risk factors associated with headache amongst medical staff in South China. *J Headache Pain* 2020; **21**: 5 [PMID: 31937239 DOI: 10.1186/s10194-020-1075-z]
- 9 **Evers S, Brockmann N, Summ O, Husstedt IW, Frese A.** Primary headache and migraine in headache specialists - does personal history of doctors matter? *Cephalalgia* 2020; **40**: 96-106 [PMID: 31480900 DOI: 10.1177/0333102419873671]
- 10 **Sheftell FD, Cady RK, Borchert LD, Spalding W, Hart CC.** Optimizing the diagnosis and treatment of migraine. *J Am Acad Nurse Pract* 2005; **17**: 309-317 [PMID: 16045591 DOI: 10.1111/j.1745-7599.2005.0051.x]
- 11 **Jain R, Ishar H, Chouksey D, Rathi P, Athale S, Sodani A.** Awareness of triggers of headache in migraine patients - a study from a tertiary centre from central india. 2020:111-5. [DOI: 10.4103/jmedsci.jmedsci_170_20]
- 12 **Herekar AA, Ahmad A, Uqaili UL, Ahmed B, Effendi J, Alvi SZ, Shahab MA, Javed U, Herekar AD, Khanani R, Steiner TJ.** Primary headache disorders in the adult general population of Pakistan - a cross sectional nationwide prevalence survey. *J Headache Pain* 2017; **18**: 28 [PMID: 28229320 DOI: 10.1186/s10194-017-0734-1]
- 13 **Ashina M.** Migraine. *N Engl J Med* 2020; **383**: 1866-1876 [PMID: 33211930 DOI: 10.1056/NEJMra1915327]
- 14 **Eigenbrodt AK, Ashina H, Khan S, Diener HC, Mitsikostas DD, Sinclair AJ, Pozo-Rosich P, Martelletti P, Ducros A, Lantéri-Minet M, Braschinsky M, Del Rio MS, Daniel O, Özge A, Mammadbayli A, Arons M, Skorobogatikh K, Romanenko V, Terwindt GM, Paemeleire K, Sacco S, Reuter U, Lampl C, Schytz HW, Katsarava Z, Steiner TJ, Ashina M.** Diagnosis and management of migraine in ten steps. *Nat Rev Neurol* 2021; **17**: 501-514 [PMID: 34145431 DOI: 10.1038/s41582-021-00509-5]
- 15 **Aljunaid MA, Jamal HH, Mubarak AA, Bardisi W.** Levels and determinants of knowledge about chronic migraine diagnosis and management among primary health-care physicians in ministry of health, Jeddah 2019. *J Family Med Prim Care* 2020; **9**: 2324-2331 [PMID: 32754496 DOI: 10.4103/jfmpe.jfmpe_266_20]
- 16 **Kristoffersen ES, Faiz KW, Winsvold BS.** Neurology residents' knowledge of the management of headache. *Cephalalgia* 2019; **39**: 1396-1406 [PMID: 31067081 DOI: 10.1177/0333102419847973]
- 17 **Jat MI, Afridi MI, Kumar A, Lal C, Toufique F, Ram D.** Frequency and pattern of common primary headache among depressed patients at tertiary care centre, Karachi. *J Pak Med Assoc* 2017; **67**: 1689-1692 [PMID: 29171561]
- 18 **American Headache Society.** The American Headache Society Position Statement On Integrating New Migraine Treatments Into Clinical Practice. *Headache* 2019; **59**: 1-18 [PMID: 30536394 DOI: 10.1111/head.13456]
- 19 **Kelman L.** The triggers or precipitants of the acute migraine attack. *Cephalalgia* 2007; **27**: 394-402 [PMID: 17403039 DOI: 10.1111/j.1468-2982.2007.01303.x]
- 20 **von Elm E, Altman DG, Egger M, Pocock SJ, Gøtzsche PC, Vandenbroucke JP; STROBE Initiative.** The Strengthening the Reporting of Observational Studies in Epidemiology (STROBE) statement: guidelines for reporting observational studies. *PLoS Med* 2007; **4**: e296 [PMID: 17941714 DOI: 10.1371/journal.pmed.0040296]
- 21 **Al-Hashel JY, Ahmed SF, Alroughani R.** Prevalence of Primary Headache Disorders in Kuwait. *Neuroepidemiology* 2017; **48**: 138-146 [PMID: 28728154 DOI: 10.1159/000478892]
- 22 **Rabiee B, Zeinoddini A, Kordi R, Yunesian M, Mohammadinejad P, Mansournia MA.** The Epidemiology of Migraine Headache in General Population of Tehran, Iran. *Neuroepidemiology* 2016; **46**: 9-13 [PMID: 26580919 DOI: 10.1159/000441146]
- 23 **Bokhari FA, Sami W, Shakoori TA, Ali SA, Qureshi GA.** Clinical characteristics of 226 college-going female migraineurs in Lahore, Pakistan - putting ICHD-2 to the road test. *Neuro Endocrinol Lett* 2008; **29**: 965-970 [PMID: 19112417 DOI: 10.47205/jdss.2021(2-iv)74]
- 24 **Murtaza M, Kisat M, Daniel H, Sonawalla AB.** Classification and clinical features of headache disorders in Pakistan: a retrospective review of clinical data. *PLoS One* 2009; **4**: e5827 [PMID: 19503794 DOI: 10.1371/journal.pone.0005827]
- 25 **Radtke A, Neuhauser H.** Low rate of self-awareness and medical recognition of migraine in Germany. *Cephalalgia* 2012; **32**: 1023-1030 [PMID: 22807571 DOI: 10.1177/0333102412454945]
- 26 **Pavlovic JM, Buse DC, Sollars CM, Haut S, Lipton RB.** Trigger factors and premonitory features of migraine attacks: summary of studies. *Headache* 2014; **54**: 1670-1679 [PMID: 25399858 DOI: 10.1111/head.12468]
- 27 **Martin PR.** Managing headache triggers: think 'coping' not 'avoidance'. *Cephalalgia* 2010; **30**: 634-637 [PMID: 19673895]

- DOI: [10.1111/j.1468-2982.2009.01989.x](https://doi.org/10.1111/j.1468-2982.2009.01989.x)]
- 28 **Vetvik KG**, MacGregor EA. Menstrual migraine: a distinct disorder needing greater recognition. *Lancet Neurol* 2021; **20**: 304-315 [PMID: [33600767](https://pubmed.ncbi.nlm.nih.gov/33600767/) DOI: [10.1016/s1474-4422\(20\)30482-8](https://doi.org/10.1016/s1474-4422(20)30482-8)]
 - 29 **Burch RC**, Loder S, Loder E, Smitherman TA. The prevalence and burden of migraine and severe headache in the United States: updated statistics from government health surveillance studies. *Headache* 2015; **55**: 21-34 [PMID: [25600719](https://pubmed.ncbi.nlm.nih.gov/25600719/) DOI: [10.1111/head.12482](https://doi.org/10.1111/head.12482)]
 - 30 **D'Amico D**, Solari A, Usai S, Santoro P, Bernardoni P, Frediani F, De Marco R, Massetto N, Bussone G; Progetto Cefalee Lombardia Group. Improvement in quality of life and activity limitations in migraine patients after prophylaxis. A prospective longitudinal multicentre study. *Cephalalgia* 2006; **26**: 691-696 [PMID: [16686908](https://pubmed.ncbi.nlm.nih.gov/16686908/) DOI: [10.1111/j.1468-2982.2005.01094.x](https://doi.org/10.1111/j.1468-2982.2005.01094.x)]
 - 31 **Silberstein SD**. Preventive Migraine Treatment. *Continuum (Minneapolis)* 2015; **21**: 973-989 [PMID: [26252585](https://pubmed.ncbi.nlm.nih.gov/26252585/) DOI: [10.1212/con.0000000000000199](https://doi.org/10.1212/con.0000000000000199)]
 - 32 **Hansen LC**, Gaul C, Pogatzki-Zahn E, Baron R, Gierthmühlen J. Do doctors treat themselves differently than their patients? *Cephalalgia* 2020; **40**: 788-796 [PMID: [32064898](https://pubmed.ncbi.nlm.nih.gov/32064898/) DOI: [10.1177/0333102420907593](https://doi.org/10.1177/0333102420907593)]
 - 33 **Roessler T**, Zschocke J, Roehrig A, Friedrichs M, Friedel H, Katsarava Z. Administrative prevalence and incidence, characteristics and prescription patterns of patients with migraine in Germany: a retrospective claims data analysis. *J Headache Pain* 2020; **21**: 85 [PMID: [32631274](https://pubmed.ncbi.nlm.nih.gov/32631274/) DOI: [10.1186/s10194-020-01154-x](https://doi.org/10.1186/s10194-020-01154-x)]
 - 34 **Minen M**, Shome A, Halpern A, Tishler L, Brennan KC, Loder E, Lipton R, Silbersweig D. A migraine management training program for primary care providers: An overview of a survey and pilot study findings, lessons learned, and considerations for further research. *Headache* 2016; **56**: 725-740 [PMID: [27037903](https://pubmed.ncbi.nlm.nih.gov/27037903/) DOI: [10.1111/head.12803](https://doi.org/10.1111/head.12803)]
 - 35 **Lipton RB**, Hahn SR, Cady RK, Brandes JL, Simons SE, Bain PA, Nelson MR. In-office discussions of migraine: results from the American Migraine Communication Study. *J Gen Intern Med* 2008; **23**: 1145-1151 [PMID: [18459012](https://pubmed.ncbi.nlm.nih.gov/18459012/) DOI: [10.1007/s11606-008-0591-3](https://doi.org/10.1007/s11606-008-0591-3)]
 - 36 **Lipton RB**, Bigal ME, Rush SR, Yenkosky JP, Liberman JN, Bartleson JD, Silberstein SD. Migraine practice patterns among neurologists. *Neurology* 2004; **62**: 1926-1931 [PMID: [15184590](https://pubmed.ncbi.nlm.nih.gov/15184590/) DOI: [10.1212/wnl.62.11.1926](https://doi.org/10.1212/wnl.62.11.1926)]
 - 37 **Lipton RB**, Bigal ME, Diamond M, Freitag F, Reed ML, Stewart WF; AMPP Advisory Group. Migraine prevalence, disease burden, and the need for preventive therapy. *Neurology* 2007; **68**: 343-349 [PMID: [17261680](https://pubmed.ncbi.nlm.nih.gov/17261680/) DOI: [10.1212/01.wnl.0000252808.97649.21](https://doi.org/10.1212/01.wnl.0000252808.97649.21)]
 - 38 **Weber M**, Daurès JP, Fabre N, Druais PL, Dardenne J, Slama A, El Hasnaoui A. [Influence of general practitioners' personal knowledge on migraine in medical attitudes towards their patients suffering from migraine]. *Rev Neurol (Paris)* 2002; **158**: 439-445 [PMID: [11984486](https://pubmed.ncbi.nlm.nih.gov/11984486/)]
 - 39 **Lantéri-Minet M**. The role of general practitioners in migraine management. *Cephalalgia* 2008; **28** Suppl 2: 1-8 [PMID: [18715326](https://pubmed.ncbi.nlm.nih.gov/18715326/) DOI: [10.1111/j.1468-2982.2008.01684.x](https://doi.org/10.1111/j.1468-2982.2008.01684.x)]
 - 40 **Benziger CP**, Roth GA, Moran AE. The Global Burden of Disease Study and the Preventable Burden of NCD. *Glob Heart* 2016; **11**: 393-397 [PMID: [27938824](https://pubmed.ncbi.nlm.nih.gov/27938824/) DOI: [10.1016/j.gheart.2016.10.024](https://doi.org/10.1016/j.gheart.2016.10.024)]
 - 41 **Mavridis T**, Deligianni CI, Karagiorgis G, Daponte A, Breza M, Mitsikostas DD. Monoclonal Antibodies Targeting CGRP: From Clinical Studies to Real-World Evidence-What Do We Know So Far? *Pharmaceuticals (Basel)* 2021; **14** [PMID: [34358126](https://pubmed.ncbi.nlm.nih.gov/34358126/) DOI: [10.3390/ph14070700](https://doi.org/10.3390/ph14070700)]
 - 42 **Sevivas H**, Fresco P. Treatment of resistant chronic migraine with anti-CGRP monoclonal antibodies: a systematic review. *Eur J Med Res* 2022; **27**: 86 [PMID: [35659086](https://pubmed.ncbi.nlm.nih.gov/35659086/) DOI: [10.1186/s40001-022-00716-w](https://doi.org/10.1186/s40001-022-00716-w)]
 - 43 **Zhu C**, Guan J, Xiao H, Luo W, Tong R. Erenumab safety and efficacy in migraine: A systematic review and meta-analysis of randomized clinical trials. *Medicine (Baltimore)* 2019; **98**: e18483 [PMID: [31876735](https://pubmed.ncbi.nlm.nih.gov/31876735/) DOI: [10.1097/md.00000000000018483](https://doi.org/10.1097/md.00000000000018483)]



Published by **Baishideng Publishing Group Inc**
7041 Koll Center Parkway, Suite 160, Pleasanton, CA 94566, USA

Telephone: +1-925-3991568

E-mail: bpgoffice@wjgnet.com

Help Desk: <https://www.f6publishing.com/helpdesk>

<https://www.wjgnet.com>

