

## Carbene Ligands | Hot Paper |

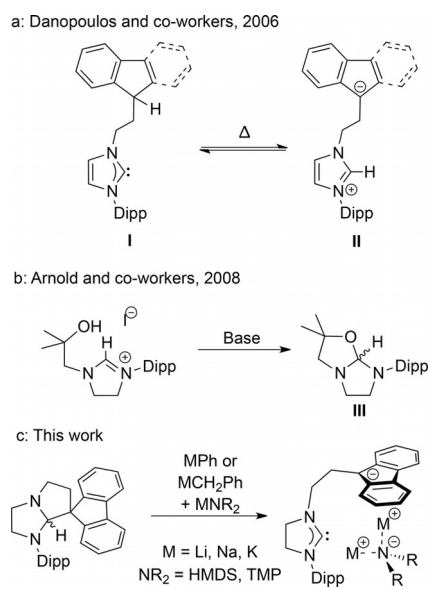
## Synergic Deprotonation Generates Alkali-Metal Salts of Tethered Fluorenyde-NHC Ligands Co-Complexed to Alkali-Metal Amides

Kieren J. Evans and Stephen M. Mansell\*<sup>[a]</sup>

**Abstract:** Synergic combinations of alkali-metal hydrocarbyl/amide reagents were used to synthesise saturated N-heterocyclic carbene (NHC) ligands tethered to a fluorenyde anion through deprotonation of a spirocyclic precursor, whereas conventional bases were not successful. The Li<sub>2</sub> derivatives displayed a bridging amide between two Li atoms within the fluorenyde-NHC pocket, whereas the Na<sub>2</sub> and K<sub>2</sub> analogues displayed extended solid-state structures with the fluorenyde-NHC ligand chelating one alkali metal centre.

Many recent studies of bimetallic bases have shown synergic behaviour that gives them enhanced reactivity and selectivity in deprotonation reactions over more conventional bases.<sup>[1]</sup> Highlights include the tetrametalation of ferrocene with a Na/Mg amide rather than the more usual mono- or di-metalation with *n*BuLi and tetramethylethylenediamine (TMEDA),<sup>[2]</sup> the stabilization of the reactive THF anion,<sup>[3]</sup> and the selective *meta*-metalation of toluene rather than at the methyl group or other aryl positions.<sup>[4]</sup> A variety of *s*-block-metal NHC complexes have been reported,<sup>[5]</sup> with bimetallic examples usually derived from: i) the functionalisation of a free carbene,<sup>[6]</sup> ii) the deprotonation of the imidazol(in)ium salt,<sup>[7]</sup> or iii) the reaction of pre-formed metal NHC complexes.<sup>[8]</sup>

Tethered NHC complexes consist of an NHC covalently linked to another donor, either neutral (L) or charged (X).<sup>[9]</sup> X-type examples have typically used alkali-metal NHC salts as precursors to enable coordination to the targeted metal.<sup>[10]</sup> In the system investigated by Danopoulos and co-workers, single deprotonation of a tethered imidazolium salt afforded a neutral species I that existed in equilibrium with the zwitterionic species II (Scheme 1 a).<sup>[10a]</sup> A further equivalent of base then af-



**Scheme 1.** Observed isomers for selected functionalised NHCs, Dipp = 2,6-diisopropylphenyl.

forded the desired NHC-fluorenyde salt.<sup>[11]</sup> Potassium salts of alkoxy-carbenes with an unsaturated backbone could also be readily formed from the parent imidazolium salt with an excess of KH.<sup>[5b]</sup> In contrast, the analogous saturated alkoxy-carbene system (Scheme 1 b) displayed different behaviour in which spirocycle III was formed with one equivalent of base, and it was then ring-opened with strongly basic rare-earth salts.<sup>[12]</sup>

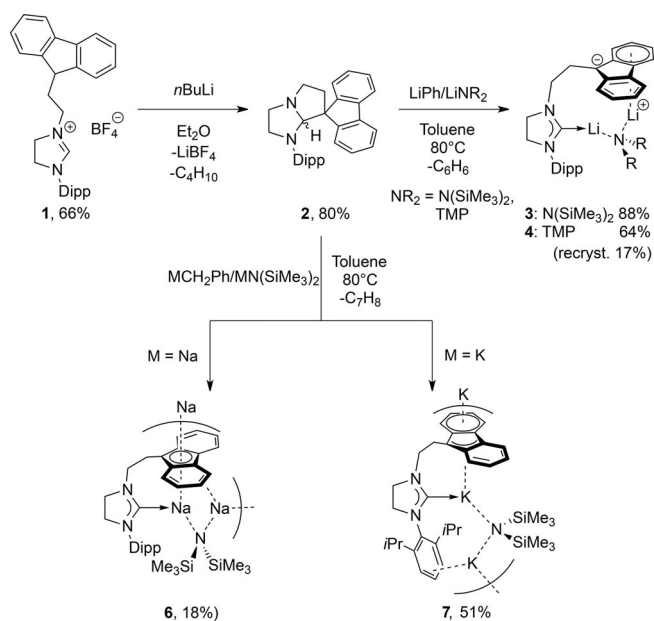
Previously, we have used diamino-fluorene precursors to generate saturated N-heterocyclic stannylenes (NHSns) with a fluorenyl tether,<sup>[13]</sup> and we recognised that the corresponding saturated NHCs could be accessible from the same precursor. Herein, we describe that synergic bimetallic bases are required to generate fluorenyde-tethered saturated NHCs, forming bimetallic complexes with the alkali-metal amide in the process (Scheme 1 c).

Imidazolium salt 1 was synthesised by orthoformate cyclisation using NH<sub>4</sub>BF<sub>4</sub> from a previously reported diamine<sup>[13]</sup> (Scheme 2, see the Supporting Information for the molecular structure).<sup>[14]</sup> In contrast to the reactivity found for the unsaturated analogues,<sup>[10a]</sup> reaction of imidazolium salt 1 with *n*BuLi yielded spirocycle 2 as a colourless solid.<sup>[12]</sup> Compound 2 was found to be highly soluble in organic solvents and was recrystallised from a saturated petroleum-ether solution (see the Supporting Information for the molecular structure). <sup>1</sup>H NMR

[a] K. J. Evans, Dr. S. M. Mansell  
Institute of Chemical Sciences  
Heriot-Watt University  
Edinburgh, EH14 4AS (UK)  
E-mail: s.mansell@hw.ac.uk

Supporting information and the ORCID identification number(s) for the author(s) of this article can be found under:  
<https://doi.org/10.1002/chem.201806278>. Additional research data supporting this publication are available from Heriot-Watt University's research data repository at DOI: 10.17861/565ee87b-e6e1-43cc-b020-9408dbc9fa04.

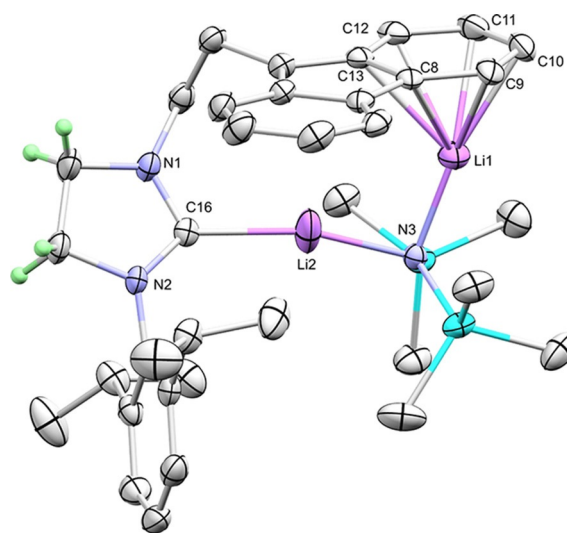
© 2019 The Authors. Published by Wiley-VCH Verlag GmbH & Co. KGaA. This is an open access article under the terms of the Creative Commons Attribution License, which permits use, distribution and reproduction in any medium, provided the original work is properly cited.



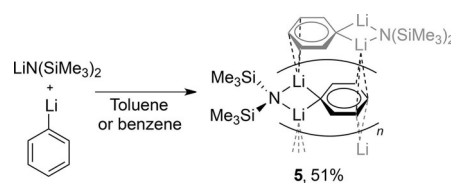
**Scheme 2.** Generation and reactivity of spirocycle **2** with bimetallic reagents. Dipp = 2,6-*i*Pr<sub>2</sub>C<sub>6</sub>H<sub>3</sub>; TMP = 2,2,6,6-tetramethylpiperidide.

spectroscopy reveals a distinctive singlet at 5.45 ppm for the imidazoline H atom, and all four CH<sub>3</sub> groups on the 2,6-diisopropylphenyl (Dipp) substituent are inequivalent in **2**. The cyclisation is similar to that observed for saturated alkoxy-carbenes.<sup>[12a]</sup> This reactivity is related to the differing electronics between saturated and unsaturated NHCs, suggesting that saturated NHCs act as better nucleophiles and electrophiles.<sup>[15]</sup> Although the alkoxy-carbene adduct **III** could be ring-opened with strong bases, attempts to do so with **2** using *n*BuLi or KCH<sub>2</sub>Ph were unsuccessful. Even the use of *n*BuLi/TMEDA gave minimal conversion to the desired product, whereas Schlosser's base (*n*BuLi/KOtBu)<sup>[16]</sup> led to a mixture of products.

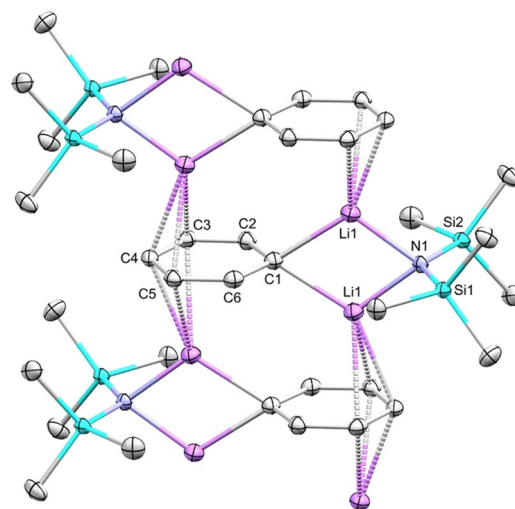
Previously in our group, we characterised a LiPh–LiTMP adduct (TMP = 2,2,6,6-tetramethylpiperidide),<sup>[17]</sup> which inspired us to try reactions of the spirocycle with potentially synergic 1:1 mixtures of LiPh/LiNR<sub>2</sub> [NR<sub>2</sub> = N(SiMe<sub>3</sub>)<sub>2</sub>, TMP]. These reactions successfully generated NHC-dilithium complexes **3** and **4**, respectively, as red-orange crystals, featuring a bridging amide situated between two Li cations that occupy the fluorenyl-carbene pocket (**3**: Figure 1, **4**: see Supporting Information). The Li–carbene bond lengths are identical within error [**3**: 2.109(3), **4**: 2.118(3) Å], and similar to those found in the literature.<sup>[6c, 7d]</sup> Unsolvated [Li<sub>2</sub>(fluorenyl)] also has η<sup>6</sup>-interactions,<sup>[18]</sup> but the coordination geometry of fluorenyl is relatively flexible.<sup>[19]</sup> The Li–N distances for **3** and **4** are similar [**3**: Li1–N3 1.949(3), Li2–N3 1.967(3) Å; **4**: Li1–N3 1.944(3), Li2–N3 1.929(3) Å]. <sup>7</sup>Li NMR spectroscopy of C<sub>6</sub>D<sub>6</sub> solutions of **3** showed two distinctive resonances for the Li coordinated to the NHC at –0.87 ppm and the Li coordinated to the fluorenyl at –5.69 ppm due to aromatic ring currents from the fluorenyl system. The corresponding TMP complex **4** has similar chemical shifts of 0.09 and –5.40 ppm, respectively. The reaction of **2** with 0.5 equivalents of the previously reported aggregate [(LiTMP)<sub>2</sub>LiPh]<sub>2</sub> was also found to afford **4**. It has been observed that strong bases



**Figure 1.** Molecular structure of **3** (thermal ellipsoids at 50%). For clarity, only selected H atoms are shown.



**Scheme 3.** Formation of **5** from a 1:1 mixture of LiPh and LiN(SiMe<sub>3</sub>)<sub>2</sub>.



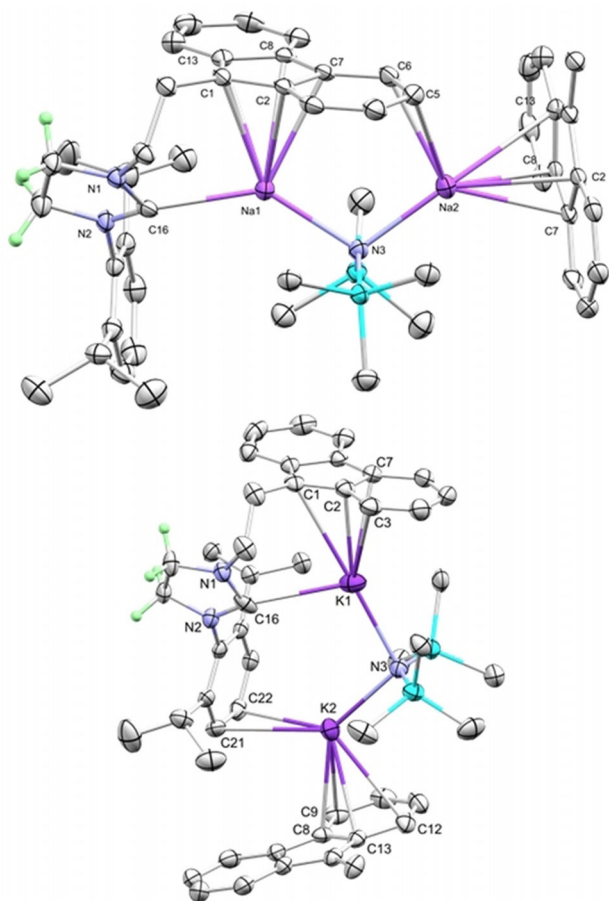
**Figure 2.** Molecular structure of LiPh/LiN(SiMe<sub>3</sub>)<sub>2</sub> **5** (thermal ellipsoids at 50%, H atoms omitted for clarity) displayed with a representation of the extended structure indicated. Selected distances [Å] and angles [°]: C1–Li1 2.204(3), Li1–N1 2.010(2), Li1–C4' 2.527(2); Li1–C1–Li1 67.44(12), C1–Li1–N1 108.80(9).

(such as LiCH<sub>2</sub>SiMe<sub>3</sub>) can degrade saturated NHCs,<sup>[5h]</sup> no such degradation was observed in our case, even upon heating.

Further investigation of the mixture of LiPh and LiN(SiMe<sub>3</sub>)<sub>2</sub> showed good solubility in toluene or benzene whereas pure LiPh is not soluble. From a concentrated solution, we isolated a 1:1 adduct of LiPh/LiN(SiMe<sub>3</sub>)<sub>2</sub> (**5**) (Scheme 3 and Figure 2). Unlike the LiPh/LiTMP adduct,<sup>[17]</sup> **5** was formed at ambient

temperature within five minutes. The X-ray-determined structure is similar to that found for LiPh by powder diffraction<sup>[20]</sup> with a  $\text{Li}_2\text{X}_2$  [ $\text{X} = \mu^2\text{-Ph}, \mu^2\text{-N}(\text{SiMe}_3)_2$ ] core, which then stacks with neighbouring Ph rings to form an extended polymeric structure. The Li–C1 distances in **5** are symmetrical [2.204(3) Å] and shorter than those in  $\text{Li}_2\text{Ph}_2$  [2.242(14) and 2.322(14) Å],<sup>[20]</sup> whereas the close contacts to the neighbouring phenyl ring [ $\eta^3$ : 2.527(2)–2.679(2) Å] are longer than in  $[\text{Li}_2\text{Ph}_2]_n$  [*ipso* and *ortho* C: 2.401(12)–2.534(14) Å, *meta* and *para* C: 2.745(15)–2.862(14) Å].<sup>[20]</sup> Li  $\eta^3$ -Ph interactions are already known in the literature.<sup>[21]</sup> The weaker interactions between  $\text{Li}_2\text{X}_2$  units and the presence of  $\text{SiMe}_3$  groups may explain the greatly increased solubility of **5** in aromatic solvents compared with LiPh.

Moving to the heavier Group 1 analogues, reaction of **2** with either 1:1  $\text{NaCH}_2\text{Ph}/\text{NaN}(\text{SiMe}_3)_2$  or 1:1  $\text{KCH}_2\text{Ph}/\text{KN}(\text{SiMe}_3)_2$  yielded very poorly soluble complexes **6** and **7** as polymeric disodium and dipotassium species, respectively (Figure 3). In **6**, one Na fully occupies the fluorenyl-carbene pocket, while the other interacts with one of the six-membered rings of the tethered fluorenyl and a neighbouring fluorenyl group. The pocket of **7** is occupied with a single K and the second K interacts with the flanking Dipp aryl ring and the fluorenyl ring on a neighbouring unit. This creates a progression in which, as the size of the cation increases, the more it favours the single oc-



**Figure 3.** Molecular structures of **6** and **7** (thermal ellipsoids at 50%). All H atoms have been removed for clarity, except on the saturated NHC backbone. The fluorenyl ring system of additional molecules have been displayed to demonstrate their extended nature.

**Table 1.** Selected structural parameters for **3**, **6** and **7**.

	<b>3</b>	<b>6</b>	<b>7</b>
M–NHC [Å]	2.109(3)	2.578(3)	3.011(5)
M–NHC pitch angle [°] <sup>[a]</sup>	11.1	18.7	23.3
M–NHC yaw angle [°] <sup>[b]</sup>	7.1	7.2	8.9
M1–N [Å]	1.949(3)	2.424(3)	2.795(3)
M2–N [Å]	1.967(3)	2.361(2)	2.727(3)

[a] Deviation from planarity of M to the NCN plane. [b] Deviation from linearity of the M–NHC angle.

cupation of the fluorenyl-carbene pocket. The Na–carbene distance of 2.578(3) Å closely matches previously reported distances.<sup>[5d,g,6a]</sup> The K–carbene bond length of 3.011(5) Å also fits within the range of previously reported K–carbene complexes,<sup>[5a,b,g,6a,7c,10a]</sup> whereas the angle of 23.3° between K and the NCN plane (Table 1) is similar to those in previous structures. The angle between the NCN plane and the metal also fits the trend previously mentioned: as the metal cation increases in size, so does the distortion from planarity. The yaw angle is less affected by the change in metal cation. The M–N bond length between the metal bound to the NHC and the amide increases with the metal ion size and remains longer than the M–N distance to the other metal ion. A variety of coordination modes to fluorenyl anions have been previously observed. With sodium, interactions are dominated by  $\eta^5$ - and slipped  $\eta^5$ -geometries,<sup>[22]</sup> whereas potassium interactions are more varied.<sup>[23]</sup>

Preliminary studies have shown that **3** acts as a useful ligand-transfer reagent in the reaction with  $[\text{Rh}(\text{CO})_2\text{Cl}]_2$ , in which coordination of both the NHC and fluorenyl donors to a Rh(CO) fragment is observed. The presence of  $\text{LiN}(\text{SiMe}_3)_2$  does not interfere with this reaction, and work in this direction is currently ongoing.

In summary, synergic combinations of alkali-metal reagents have been used to access tethered saturated-NHC complexes forming lithium, sodium and potassium homobimetallic complexes. The lithium complexes feature a bridging amide between the two Li atoms within the fluorenyl-NHC pocket and are monomeric in nature. This contrasts with the sodium and potassium complexes that are polymeric because the fluorenyl-NHC pocket is filled by only one metal cation leading to the other metal cation forming interactions between molecules. The structure of the homobimetallic species  $\text{LiPh}/\text{LiN}(\text{SiMe}_3)_2$  revealed a  $\text{Li}_2(\mu^2\text{-X})_2$  core forming a polymeric structure through additional Li– $\eta^3$ -Ph interactions.<sup>[24]</sup>

## Acknowledgements

We would like to thank the ESRC for funding (DTP studentship to K.J.E.), and the ESRC UK National Mass Spectrometry facility at Swansea University and the ESRC UK National Crystallography Service at the University of Southampton for assistance with sample analysis. We are grateful to Stephen Boyer (London Metropolitan University) and Dr. Brian Hutton (Heriot-Watt University) for elemental analysis.

