

Cite this: *Chem. Sci.*, 2019, 10, 8909

All publication charges for this article have been paid for by the Royal Society of Chemistry

Received 19th June 2019
Accepted 12th August 2019

DOI: 10.1039/c9sc03033f

rsc.li/chemical-science

Alkynylation of radicals: spotlight on the “Third Way” to transfer triple bonds

Franck Le Vaillant and Jérôme Waser *


The alkynylation of radical intermediates has been known since a long time, but had not been broadly applied in synthetic chemistry, in contrast to the alkynylation of either electrophiles or nucleophiles. In the last decade however, it has been intensively investigated leading to new disconnections to introduce versatile triple bonds into organic compounds. Nowadays, such processes are important alternatives to classical nucleophilic and electrophilic alkynylations. Efficient alkyne transfer reagents, in particular arylsulfones and hypervalent iodine reagents were introduced. Direct alkynylation, as well as cascade reactions, were subsequently developed. If relatively harsh conditions were required in the past, a new era began with progress in photoredox and transition metal catalysis. Starting from various radical precursors, alkynylations under very mild reaction conditions were rapidly discovered. This review covers the evolution of radical alkynylation, from its emergence to its current intensive stage of development. It will focus in particular on improvements for the generation of radicals and on the extension of the scope of radical precursors and alkyne sources.

1. Introduction: context, background and emergence of the alkynylation of radicals

Aliphatic alkynes are not often encountered in nature, with few notable exceptions.¹ Due to their rare occurrence and

exceptional reactivity, aliphatic terminal alkynes have been widely used as tags in selective bioconjugation.² In addition, alkynes are introduced in drugs to provide specific properties such as rigidity and lipophilicity.³ For example, ethynylestradiol (1) for estrogen medication, efavirenz (2) for HIV antiviral treatment, the nonsteroidal anti-inflammatory parsalimide (3) and the antihypertensive pargyline (4) exhibit high bioactivity (Fig. 1).⁴ Alkynes are also widely used in material sciences.³ Due to the unique features of the C–C triple bond, alkynes play an important role in synthetic chemistry.⁵

Laboratory of Catalysis and Organic Synthesis, Ecole Polytechnique Fédérale de Lausanne, EPFL SB ISIC LCSO, BCH 4306, 1015 Lausanne, Switzerland. E-mail: jerome.waser@epfl.ch



Franck Le Vaillant was born in Nantes, France. He received his Master degree at the Ecole Nationale Supérieure de Chimie de Montpellier (ENSCM, France) in 2013, before joining the Trost group at Stanford University (USA) for one year as a visiting student researcher. From 2014 to 2018, he carried out his PhD studies at EPFL (Lausanne, Switzerland) under the supervision of Prof. Jérôme Waser. His

research focused on photoredox-catalyzed functionalizations of radicals using hypervalent iodine reagents. He is now a SNF-postdoctoral fellow in the group of Dr Josep Cornella at the Max-Planck-Institute für Kohlenforschung in Mülheim an der Ruhr (Germany).



Jérôme Waser was born in Sierre, Valais, Switzerland. He studied chemistry at ETH Zurich, where he obtained his PhD degree in 2006 with Prof. Erick M. Carreira. In 2006, he joined Prof. Barry M. Trost at Stanford University as a SNF postdoctoral fellow. Since October 2007 he has been professor of organic chemistry at the Ecole Polytechnique Fédérale de Lausanne (EPFL),

where he was promoted full professor in 2019. He is a recipient of the ERC starting grant 2013 and consolidator grant 2017, the Werner prize of the Swiss Chemical Society 2014 and the Springer Heterocyclic Chemistry Award 2016.



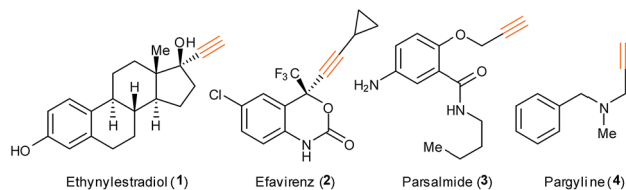
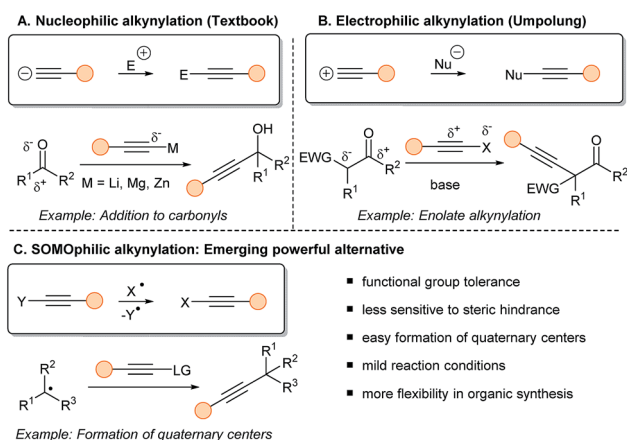


Fig. 1 Drugs containing aliphatic alkynes.

Applications of alkynes are dependent on efficient synthetic methods to access them. Transformations involving transfer of the triple bond can be subdivided into three classes: (1) nucleophilic, (2) electrophilic, (3) SOMophilic alkyne transfer (Scheme 1). Historically, chemists used the intrinsic acidity of the Csp–H bond (pK_a around 24–26) to prepare internal alkynes in presence of a base and an electrophilic partner (typically aldehydes, ketones, imines and alkyl halides) (Scheme 1A).⁶ Terminal alkynes have been also broadly used in transition metal catalyzed cross-couplings, such as the Cadiot–Chodkiewicz and the Sonogashira reactions.⁷

After Umpolung of the reactivity,⁸ the alkynyl moiety can be turned into an electrophile to react with nucleophiles, such as stabilized enolates (Scheme 1B).⁹ In that regard, several electrophilic reagents have been developed, such as halogenated alkynes (Br, I) and hypervalent iodine reagents.¹⁰ Most electrophilic alkynylations involve heteroatomic nucleophiles and arenes in presence of transition metal catalysts. The alkynylation of Csp³ centers is still very challenging using this approach.

In fact, this specific issue can be well-addressed using radical chemistry (Scheme 1C). This approach is often characterized by a high functional group tolerance, being also less sensitive to steric hindrance, resulting in easier formation of quaternary centers. Finally, the mild and often neutral reaction conditions allow more flexibility in the synthesis of alkynes. Nevertheless, SOMophilic alkynylation faces many challenges. First, developing and harnessing new radical precursors is crucial to allow new disconnections. Then, developing milder reactions



Scheme 1 The three possible types of alkyne transfer: (A) alkynes reacting as nucleophile; (B) reacting as electrophile; (C) reacting in radical-mediated processes.

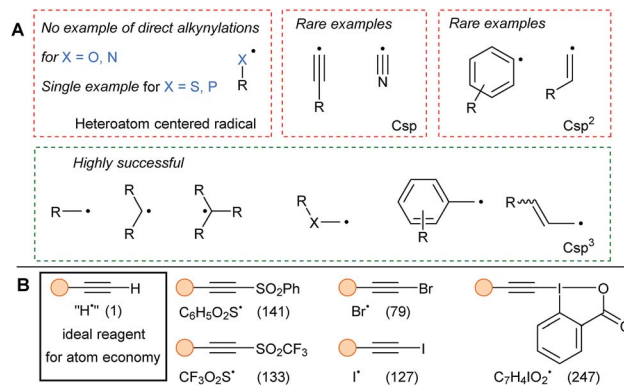


Fig. 2 Commonly used radicals (A) and reagents (B) in SOMophilic alkylation. Molecular weight of the radical leaving group is written in parentheses in $g\ mol^{-1}$.

conditions is an important goal, as UV light or tin mediated transformations originally developed are not attractive for applications. Finally, to increase the efficiency of SOMophilic alkynylations, MCRs, asymmetric transformations and more atom-economic reactions are current hot topics of investigation.

The alkynylation of heteroatom-centered radicals has been limited to the sole alkynylation of sulfonyl and phosphoryl radicals. Therefore, the present review will cover mostly radicals located on a carbon atom (Fig. 2). Csp centered radicals are rare due to their very high energy, even if they would enable general alkynylation methods and are regularly proposed as intermediates. Due to the strong Csp–H bond ($130\ kcal\ mol^{-1}$), alkynyl radicals react fast with C–H bonds. In addition, low selectivity is observed in the reaction with aromatic rings.¹¹ More stable aryl and vinyl radicals have been regularly used in alkynylation. Nevertheless, functionalization of these Csp² centered radicals remains a challenge as they are still reactive species, which can lead for example to H-abstraction from solvents. Finally, radicals located at a Csp³ center are the privileged SOMophilic species for alkynylation and can be divided in different classes depending of their substitution patterns (primary, secondary, tertiary and stabilized by heteroatoms or conjugation).

The most used alkynylating reagents in radical chemistry are listed in Fig. 2B. Halogenoalkynes and aryl- and trifluoromethyl-sulfones were the first and are still broadly used reagents. In addition, hypervalent iodine reagents, especially ethynylbenziodoxolones (EBX), exhibit high reactivity in SOMophilic alkylation. All the previous reagents possess a good leaving group as substituent, that can be either easily quenched, or on the contrary, be able to carry a possible propagation chain. Finally, to avoid multi-step syntheses and considering atom-economy criteria, the ideal reagent would be the terminal alkynes.

In this review, methods for SOMophilic alkylation which appeared until May 1, 2019 will be presented, divided into five parts: (1) classical methods and reagents; (2) the photoredox catalysis revolution; (3) the use of transition metal catalysis; (4)



asymmetric transformations; (5) the use of internal migration for remote alkylation.

2. Classical methods for the alkylation of radicals

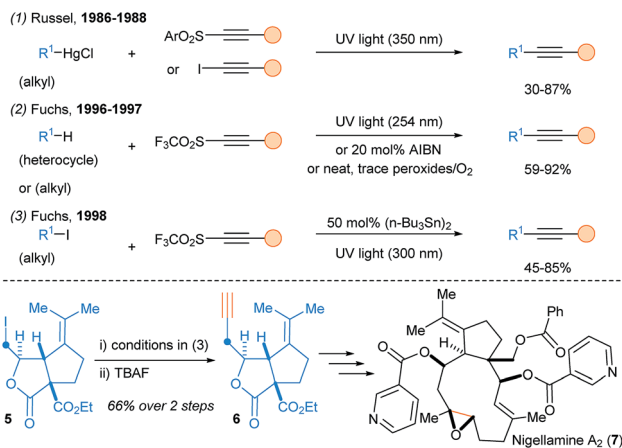
Alkynylsulfones were the first successful reagents for the alkylation of carbon radicals. The reaction is assumed to proceed via an α -addition/ β -elimination sequence (Scheme 2).

The first radical alkylation was developed by Russel and Ngowiwatchai using alkylmercury halides as substrates and iodoalkynes or alkynyl sulfones as reagents (Scheme 3, eqn (1)).¹² Then, Fuchs and coworkers introduced alkynyltriflones as new alkynylating reagents and developed a metal free radical alkylation of heterocycles, ethers, sulfides and hydrocarbons (eqn (2)).¹³ Hydrogen Atom Transfer (HAT) process and propagation by releasing SO₂ and CF₃ (or perfluoroalkyl) radicals as radical chain carriers have been proposed for the reaction mechanism.¹⁴ The reaction can be initiated either by traces of peroxides/oxygen, by AIBN or by UV irradiation. This transformation could be also used for the functionalization of carbonyl C–H bonds¹⁵ and alkyl iodides (eqn (3)),¹⁶ which proved to be highly useful for the total synthesis of (+) and (–) nigellamine A₂ (7),¹⁷ and mandelalide A.¹⁸

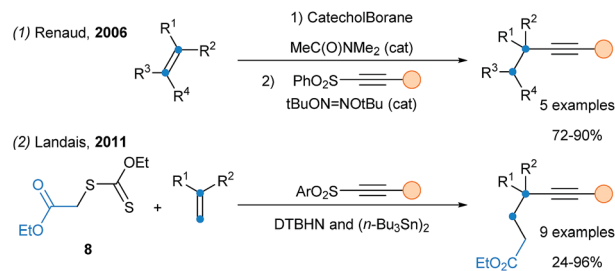
In 2006, Renaud and coworkers developed an alkylation of alkylcatecholboranes with alkynyl sulfones. Starting with hydroboration, a practical one-pot hydroalkynylation of olefins was realized (Scheme 4, eqn (1)).¹⁹ Finally, Landais reported the



Scheme 2 Putative mechanism using ethynylsulfone reagents.



Scheme 3 Pioneering reports on SOMophilic alkylation of alkyl radicals using alkynylsulfone reagents and application to the total synthesis of nigellamine A₂ (7).



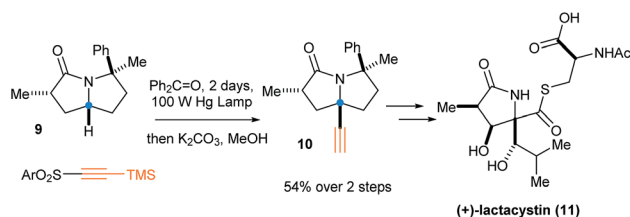
Scheme 4 Alkynylation of olefins using alkynylsulfone reagents.

carboalkynylation of alkenes using xantates as electrophilic radical source (eqn (2)).²⁰

In 2013, various reactive C–H bonds (C_α of alcohols, ethers, amines, amides and ureas) were alkynylated by Inoue and coworkers using a stoichiometric amount of diarylketone photosensitizer upon light irradiation.²¹ This transformation was an important step in the total synthesis of (+)-lactacystin (11) (Scheme 5).²² In 2017, Paul and Guin achieved the catalytic version of this C–H bond alkylation with only 20 mol% of a diarylketone derivative under neat conditions.²³

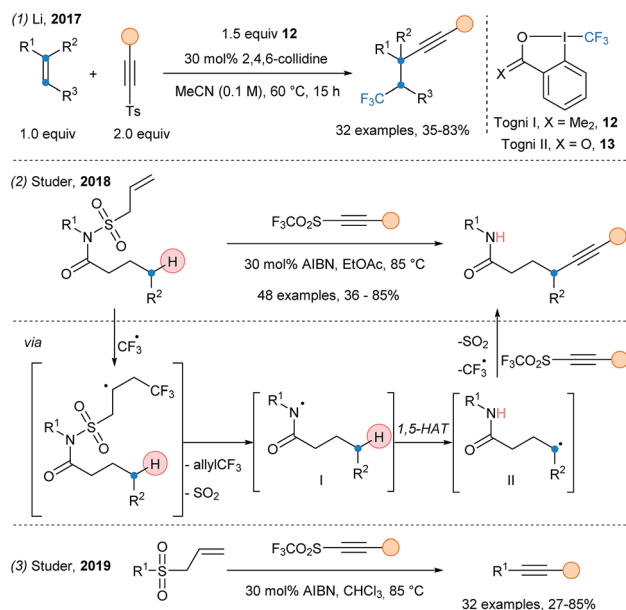
Alkynylsulfones have also been used in multicomponent reactions. The trifluoromethylalkynylation of unactivated alkenes was first reported by Fuchs in 1996 (ref. 13) and further developed by Li in 2017 (Scheme 6, eqn (1)).²⁴ After a SET event, a CF₃ radical is generated from Togni reagent I (12). Due to its electrophilic character, it reacts preferentially with the electron rich double bond, followed by alkylation. This transformation was further developed by using only catalytic amount of Togni reagent II 13 with acetylenic triflones, allowing regeneration of the CF₃ radical.²⁵ Finally, Studer and coworkers used AIBN as radical initiator and allylsulfone as *N*-activating/protecting group, to generate a nitrogen-centered radical I (eqn (2)).²⁶ This electrophilic radical favors a 1,5-HAT releasing a nucleophilic C-centered radical II, which is alkynylated. They then reported the desulfonylative alkylation of alkylallylsulfones (eqn (3)). Primary, secondary and tertiary positions can be alkynylated, albeit in lower yields for primary radicals.²⁷

In 2002, Oshima and coworkers developed the alkylation of α -iodocarbonyl compounds using alkynylgallium reagents and triethylborane under oxygen (Scheme 7).²⁸ The alkyne scope is broad, but the substrate scope is somewhat limited, as secondary radicals led to low yields. In 2005, Oshima and

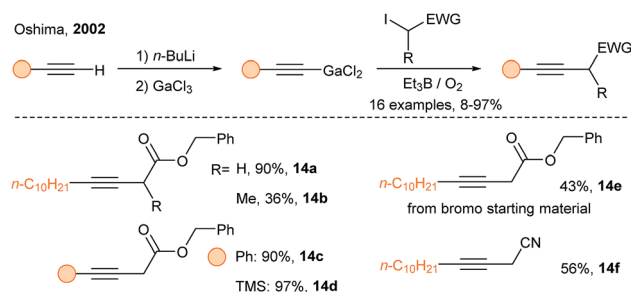


Scheme 5 Radical alkylation as a key step for the synthesis of (+)-lactacystin (11) by Inoue.





Scheme 6 Cascade alkylation processes using alkynylsulfone reagents.

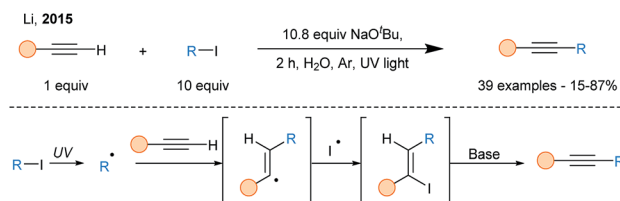


Scheme 7 SOMophilic alkylation using alkynylgallium reagents.

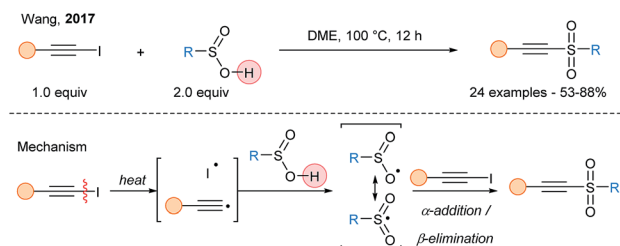
coworkers discovered that alkynylindium reagents have similar reactivity than alkynylgallium reagents.²⁹ Since Oshima's discovery, new applications of alkynylindium and alkynylgalliums have appeared.³⁰

In 2015, a SOMophilic alkylation using terminal alkynes in aqueous media was reported (Scheme 8).³¹ UV light irradiation allowed generation of alkyl radicals *via* homolytic cleavage of alkyl iodides, which upon trapping by terminal alkynes formed vinyl iodides, after an overall ATRA (Atom-Transfer Radical Addition) process. The latter readily eliminates in presence of base to release the alkyne products.

A direct cross-coupling of aryl alkynyl iodides with arylsulfonic acids leading to alkynyl sulfones was reported by Wang and coworkers (Scheme 9).³² The proposed mechanism involved thermal homolytic cleavage of the C(sp)-I bond, leading to radicals, which can then abstract the labile hydrogen of the sulfonic acid. The resulting S-centered radical can then react with the alkynyl iodide to form the alkynyl sulfone along with regeneration of the iodine radical. A similar strategy was used by Li for the transition-metal free alkylation of 2-oxindoles.³³



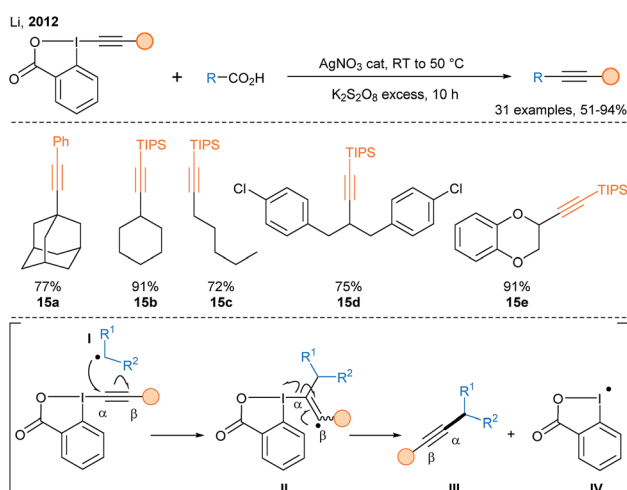
Scheme 8 ATRA-elimination cascade for the alkylation of terminal alkynes.



Scheme 9 Iodine radical mediated HAT process for the alkylation of arylsulfonic acids.

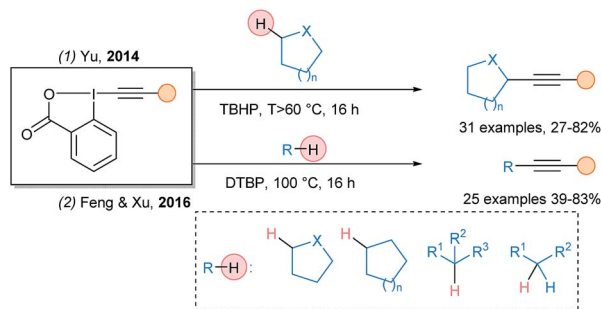
In 2012, a breakthrough was realized by Li and coworkers with the introduction of EBX reagents in the realm of radical C-alkynylation (Scheme 10).³⁴ They developed a general decarboxylative alkylation of aliphatic carboxylic acids using catalytic silver nitrate and stoichiometric amounts of potassium persulfate under aqueous conditions (products 15a-15e). A classical addition-elimination mechanism was proposed for this reaction. Using similar reaction conditions developed by Li,³⁴ Qi and coworkers reported a double decarboxylative radical alkylation of arylpropionic acids with α -ketoacids to access ynones.³⁵

In 2014, Yu and coworkers documented the metal free C α -H alkylation of protected amines and ethers using *tert*-butylhydroperoxide (TBHP) as oxidant (Scheme 11, eqn (1)).³⁶ In



Scheme 10 Silver catalyzed decarboxylative Csp³-alkynylation developed by Li and putative mechanism proposed by the authors.





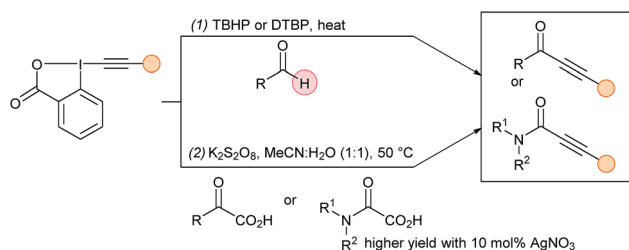
Scheme 11 Alkynylation of unactivated C–H bonds using peroxides as radical initiators and EBX reagents.

2016, this transformation was extended by Xu and Feng using di-*tert*-butylperoxide (eqn (2)).³⁷

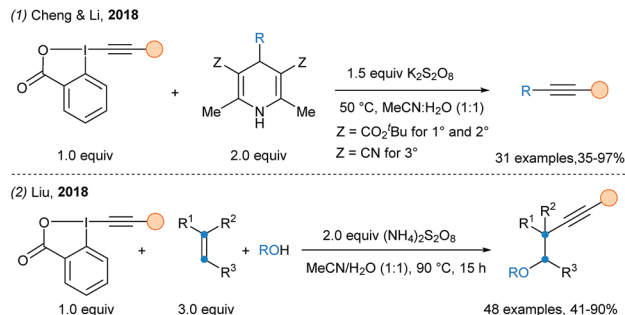
Since 2015, an increasing number of reports highlighted the exceptional reactivity of EBXs. First, the alkynylation of acyl radicals starting directly from aldehydes was achieved independently by several research groups using peroxides such as TBHP or DTBP at high temperatures (Scheme 12, eqn (1)).³⁸ Similar valuable ynones were synthesized by Duan and coworkers upon the facile decarboxylation of α -keto acids under Li's oxidative conditions (eqn (2)).³⁹ Almost simultaneously, Xu and Feng documented the same transformation without silver catalyst.⁴⁰ The decarboxylative alkynylation of aryl- and thio-difluoroacetic acids was also successful.⁴¹

In 2018, Cheng and Li introduced Hantzsch esters ($Z = \text{ester}$) and Meyer nitriles ($Z = \text{CN}$) as radical precursors for SOMOphilic alkynylations under oxidative conditions (Scheme 13, eqn (1)).⁴² Such starting materials are easily obtained from the corresponding aldehydes. These oxidative conditions were also successful for the oxyalkynylation of alkenes, as reported by Liu and coworkers (eqn (2)).⁴³ Water and alcohols can be introduced, thus generating attractive scaffolds in only one step.

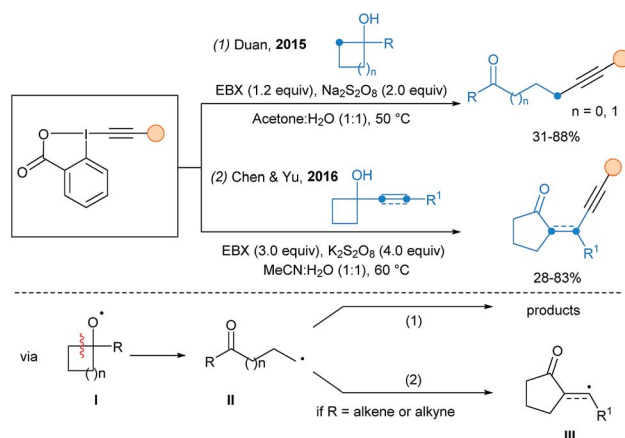
Heteroatom-centered radicals initiated fragmentation is a powerful strategy to access alkyl radicals. In 2015, Duan and coworkers used persulfate radicals in a HAT process with cyclopropanols and cyclobutanols to generate *O*-centered radicals (intermediate **I**, Scheme 14, eqn (1)).⁴⁴ Fragmentation to radical **II** followed by alkynylation led to β - or γ -alkynyl ketones. In 2016, α -alkenyl and α -ethynyl cyclobutanols were used in this cascade transformation by Chen and Yu (eqn (2)).⁴⁵ In this case, an extra cyclization step occurs from **II** to **III**, before the final alkynylation.



Scheme 12 Radical alkynylation using EBX for the synthesis of ynones and ynamides.



Scheme 13 (1) Use of DHP as radical precursors for SOMOphilic alkynylation and (2) oxyalkynylation of alkenes using EBX reagents.



Scheme 14 Ring-fragmentation-alkynylation cascades.

The use of EBX reagents has open new possibilities in radical alkynylation, mainly based on oxidative conditions using peroxides and persulfates. These classical methods still have severe drawbacks: neat conditions for peroxide reactions, elevated temperatures, often large excess of both oxidant and reagent. With the ideal goal of having more broadly applicable alkynylation methods, milder conditions based on photoredox catalysis were developed.

3. The photoredox catalysis revolution

Photoredox catalysis harnesses the energy of visible light to promote single electron transfer (SET).⁴⁶ The excited state of the photocatalyst can act both as an oxidant or reductant, depending on the other redox partners. This allows to use a broad variety of radical precursors, and to adapt the alkynylating reagent to close the catalytic cycle. The application of photoredox catalysis for the alkynylation of radicals has just started within the last seven years, yet a tremendous number of reports already showcased its importance.

In 2007, Osawa and Akita described the first alkynylation assisted by $\text{Ru}(\text{bpy})_3(\text{PF}_6)_2$.⁴⁷ Under light irradiation, they observed that the copper free Sonogashira coupling between aryl bromides and terminal alkynes led to higher yields in

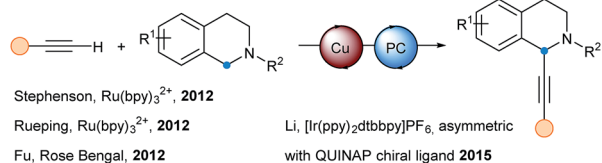


shorter time when $\text{Ru}(\text{bpy})_3(\text{PF}_6)_2$ is used as co-catalyst. In 2012, independent studies from Stephenson, Rueping and Fu on the photoredox catalyzed alkylation of tetrahydroquinolines (THQ) were published (Scheme 15).⁴⁸ A copper(i) catalyst is necessary for the alkylation step. While Stephenson and Rueping chose $\text{Ru}(\text{bpy})_3(\text{PF}_6)_2$ as best photocatalyst, Fu found that Rose Bengal is also efficient. Stephenson used BrCCl_3 as oxidant, whereas Fu and Rueping reported the use of oxygen as a greener oxidant. Later, Zeitler and coworkers reinvestigated the transformation using BrCCl_3 and discovered that the photocatalyst was not necessary.⁴⁹ In 2015, the enantioselective variant of this transformation was successfully achieved by Li and coworkers. The catalytic system involved a copper catalyst with the P–N chiral ligand QUINAP, the common $\text{Ir}(\text{ppy})_2\text{-dtbbpyPF}_6$ photocatalyst and either benzoyl peroxide or oxygen as oxidant.⁵⁰ Concerning the mechanism, all the authors envisaged an iminium formation after oxidation of the electron rich tertiary amine by the excited state of the photocatalyst, and regeneration of the ground state photocatalyst by the external oxidant. *In situ* generation of copper acetylides followed by nucleophilic addition to the iminium delivered the alkyne products.

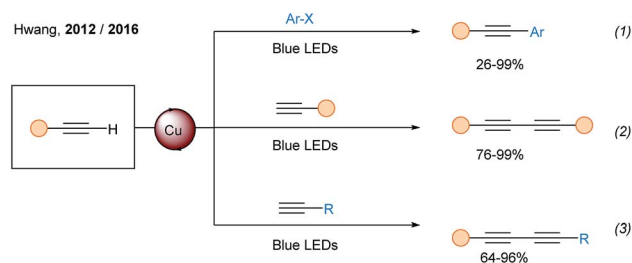
In 2012, the Hwang group developed the cross coupling between terminal alkynes and aryl bromides (and aryl iodides) under light irradiation and oxygen atmosphere (Scheme 16, eqn (1)).⁵¹ They discovered that copper(i) acetylides can be excited using blue light ($\lambda_{\text{max}} = 460 \text{ nm}$). Using similar photocatalytic conditions, they also described the synthesis of symmetrical⁵² and unsymmetrical diynes (eqn (2) and (3)).⁵³

In 2017, a new synthesis of propargylic amines starting from α -amino *N*-acyloxyphthalimides was reported by Fu and coworkers using a photocatalytic system similar to the one of Rueping for THQ (Scheme 17, eqn (1)).⁵⁴ However, after oxidative quenching, an α -amino radical is generated upon decarboxylation and an additional SET is proposed to oxidize it to the iminium. In 2018, Lalic and coworkers developed an alkyl-Sonogashira coupling catalyzed by a copper–tripyrindine complex (eqn (2)).⁵⁵

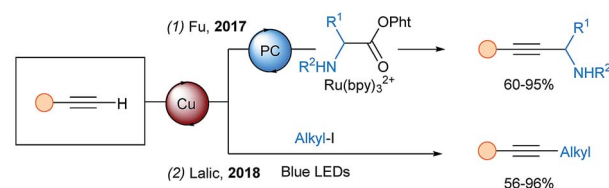
Terminal alkynes were also used in a Sonogashira coupling with diazonium salts based on dual gold photoredox catalysis by the Glorius group (Scheme 18, eqn (1)).⁵⁶ They proposed that a low valent gold(i) species could trap the formed aryl radical to give a gold(II) complex. Upon oxidation to gold(III), the latter would regenerate the ground state photocatalyst. Then, the gold(III) species reacts with the alkyne to form an aryl acetylide gold(III) complex, which readily undergoes reductive elimination. Using TMS protected alkynes and similar reaction



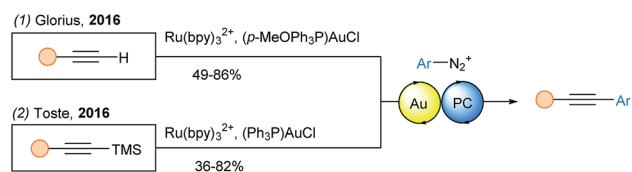
Scheme 15 Photocatalytic alkylation of THQ derivatives using terminal alkynes and copper catalysis.



Scheme 16 Metal free Sonogashira and alkyne dimerization mediated by visible light.



Scheme 17 Visible light mediated alkyl–alkyne couplings using terminal alkynes.



Scheme 18 Dual gold-photoredox catalyzed Sonogashira type coupling.

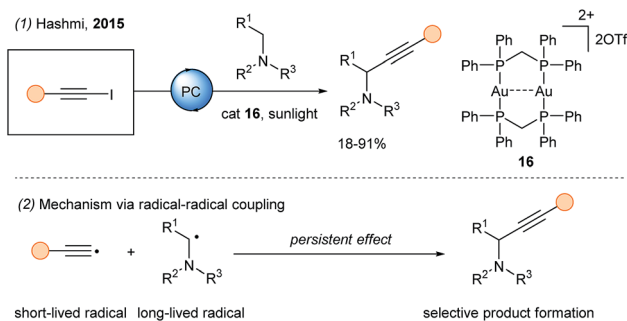
conditions, the Toste group independently reported the same transformation (eqn (2)).⁵⁷

In 2015, Hashmi and coworkers documented the use of the gold photocatalyst $[\text{Au}_2(\mu\text{-dppm})_2](\text{OTf})_2$ **16** for the photoredox catalyzed alkylation of α -amino C–H bonds with iodoalkynes (Scheme 19, eqn (1)).⁵⁸ The excited state of the gold species is strongly reducing (-1.5 to -1.7 V). Therefore, the authors proposed an oxidative quenching by the 1-iodoalkyne (-1.29 V vs. Fc in MeCN), followed by regeneration of the ground state of the photocatalyst upon reduction by the tertiary amine. Finally, radical coupling (eqn (2)) between the α -amino radical (long lifetime) and the alkynyl radical (short lifetime) is envisioned. In 2019, Chan and coworkers reported the alkylation of THQs derivatives using alkynylbromides and the same gold catalyst as reported by Hashmi.⁵⁹

An alternative mechanism in which an α -addition/ β -elimination process is operative has also been proposed for other alkylation reactions using halogenoalkynes reagents, such as the alkylation of (per)fluoroalkyl radicals or Hantzsch esters.⁶⁰

Alkynylsulfone reagents were not used before 2015 under photoredox conditions. Since then, they have been particularly successful in oxidative quenching transformations, which start with the oxidation of the excited state of the photocatalyst (Scheme 20). Chen and coworkers first used alkynyl sulfones for



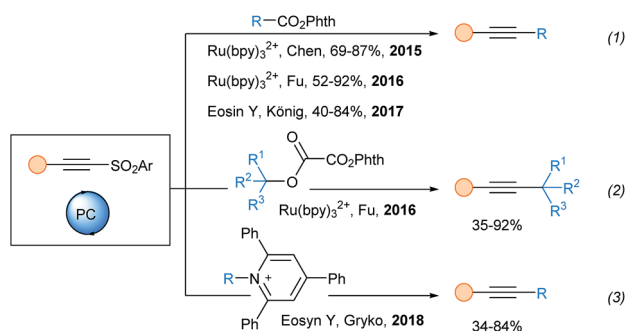


Scheme 19 Gold photoredox catalyzed alkylation using 1-iodoalkynes.

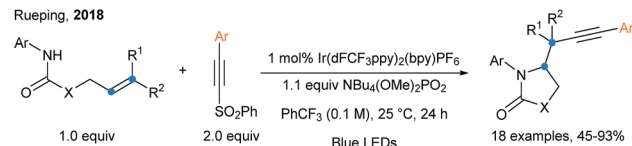
the alkylation of alkyl radicals starting from *N*-(acyloxy) phthalimides (eqn (1)).⁶¹ The reaction is fast (30 min) and a broad variety of carboxylic acids are tolerated. Interestingly, this reaction is compatible with biomolecules. Using the same approach, Fu reported in 2016 the functionalization of side chains for the synthesis of chiral unnatural amino acids.⁶² Later König and coworkers improved the reaction of Chen by using Eosin Y as a replacement of $\text{Ru}(\text{bpy})_3^{2+}$.⁶³ In 2016, Fu and coworkers harnessed the radical fragmentation of *N*-phthalimidoyl oxalates, first introduced by Overman,⁶⁴ for the preparation of alkylnylated quaternary centers (eqn (2)).⁶⁵ In 2018, the Gryko lab developed a metal free deaminative alkylation using reaction conditions similar to those of König (eqn (3)).⁶⁶ The use of alcohols and primary amines greatly expanded the scope of radical precursors that can be used in SOMophilic alkylation.

Arylalkynylsulfones were also used in a radical cyclization/ alkylation cascade by Rueping and coworkers (Scheme 21).⁶⁷ Upon a PCET event realized by fine tuning the photocatalyst and base ($\{\text{Ir}(\text{dFCF}_3\text{ppy})_2\text{bpy}\}\text{PF}_6$ and $\text{NBu}_4(\text{OMe})_2\text{PO}_2$ is the best combination), a nitrogen-centered radical is generated and can easily add onto alkenes to form a 5-membered ring along with an alkyl radical, which reacts with alkynylsulfones. Another example of photoredox catalyzed difunctionalization of alkenes using arylalkynylsulfones is the three components alkylnyl difluoroalkylation reported by Zhu.⁶⁸

Finally, a major impact of the use of photoredox catalysis for radical alkylation was realized using EBX reagents. In 2014,



Scheme 20 Photoredox catalyzed alkylation using alkynylsulfones.



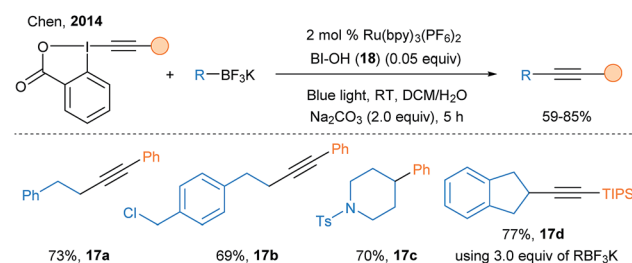
Scheme 21 Intramolecular aminoalkynylation of alkenes using alkynylsulfones.

a breakthrough was made by Chen and coworkers: they introduced EBX as suitable reagent for the photoredox catalyzed alkylation of organotrifluoroborate salts using $\text{Ru}(\text{bpy})_3(\text{PF}_6)_2$ (Scheme 22).⁶⁹ An excess of trifluoroborates (3.0 equiv.) was needed for some specific alkylnylations, for example with alkyl or TIPS substituents. The method developed was very robust and could be even run in phosphate buffers in presence of biomolecules such as proteins and DNA.

The reaction starts upon homolytic cleavage of a catalytic amount of hypervalent iodine reagent **18** (BIOH, 0.05 equiv.), and then turnover is possible due to the generation of a benziodoxolonyl radical **I** from the EBX reagent (Scheme 23). Based on Stern–Volmer studies, and the fact that **I** should be easily reduced, oxidative quenching of $\text{Ru}(\text{II})^*$, would give 2-iodobenzoate **19** along with $\text{Ru}(\text{III})$. Oxidation of potassium organotrifluoroborate salts by the strongly oxidizing $\text{Ru}(\text{III})$ generates alkyl radicals, which can then be alkylnylated. An α -addition – β -elimination pathway was proposed by the authors and labelling experiments with a ^{13}C reagent confirmed the regioselectivity of the radical addition.

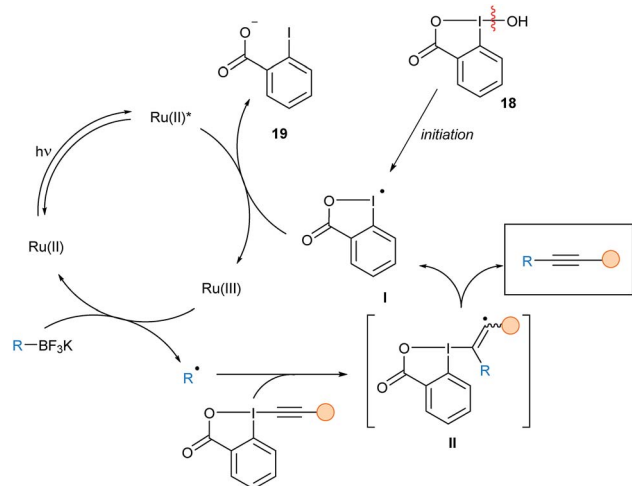
After this first work, the visible light driven decarboxylative alkylation of α -keto acids was documented independently by two groups (Scheme 24). A cooperative system using photoredox catalysis, EBX reagents and the stoichiometric oxidant BIOAc **20** was described by Chen (eqn (1));⁷⁰ while catalytic amount of BIOH **18** in combination with bromoalkynes under sunlight irradiation was used by Wang (eqn (2)).⁷¹ The authors proposed an *in situ* generation of EBX reagents.

In 2015, our group⁷² and Xiao group⁷³ reported independently the decarboxylative alkylation of free carboxylic acids under visible light irradiation with an iridium photocatalyst using EBX reagents (Scheme 25). This transformation was very general allowing good yields for the transfer of silyl-, aryl- and alkyl-substituted alkynes. α -amino and α -oxy acids were the best substrates, while synthetically useful yields could still be achieved with less reactive aliphatic carboxylic acids. Xiao and

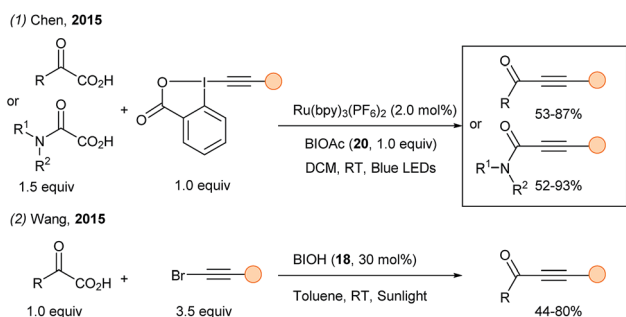


Scheme 22 Chen's photoredox catalyzed deboronative alkylation.





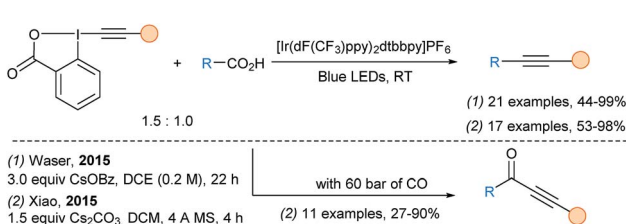
Scheme 23 Proposed mechanism for the deboronative alkylation using photoredox catalysis and EBXs.



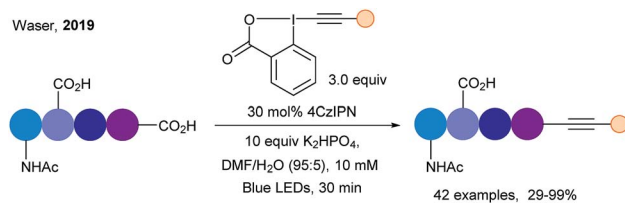
Scheme 24 Photoredox catalyzed decarboxylative alkylation of oxamic and keto-acids using hypervalent iodine reagents.

coworkers also reported a decarboxylative carbonylative alkylation under high pressure of CO (60 bars) to access ynone products. Cheng and coworkers described a metal free variation of this transformation using DCA as organic dye.⁷⁴

Using photoredox catalyzed decarboxylative alkylation, our group developed in 2019 the C-terminal selective bioconjugation of peptides (Scheme 26).⁷⁵ The use of tetra(carbazolyl)isophthalonitrile (4CzIPN) as dye allowed a metal free, fast (30 min) and selective C-terminus alkylation on peptides up to hexamers. Introduction of alkynes bearing bioorthogonal groups such as azides or terminal alkynes was possible, and a broad functional group tolerance was observed.



Scheme 25 Photoredox catalyzed decarboxylative (carbonylative) alkylation using EBX reagents.



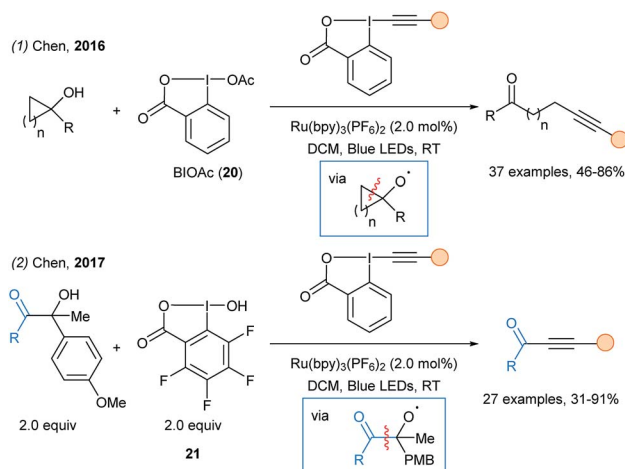
Scheme 26 C-terminal bioconjugation of peptides using photoredox catalyzed decarboxylative alkylation.

In 2016, Chen and coworkers described the remote alkylation of tertiary cyclopropanols and cyclobutanols using hypervalent iodine activation in combination with photoredox catalysis (Scheme 27, eqn (1)).⁷⁶ The formation of a highly reactive *O*-centered radical triggered a β -scission and released the β - or γ - alkylketone radical. The β -scission was also successful in the case of non cyclic alcohols with two aryl substituents in α position. Soon after, the same strategy was employed to access acyl radical *en route* to ynones using reagent **21** (eqn (2)).⁷⁷ In 2018, phosphorous-centered radicals were generated using a similar β -scission of *O*-centered radical to access phosphonoalkynes.⁷⁸

In 2017, Glorius and coworkers harnessed the potential of the (iodo)benzocarbonyl radical as HAT reagent in the photoredox catalyzed C-H alkylation of aldehydes and formamides using EBX reagents (Scheme 28).⁷⁹

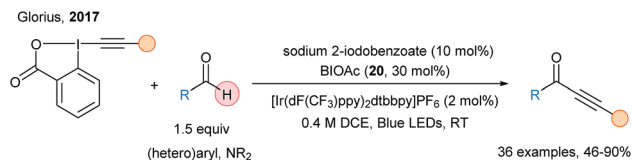
In 2017, new transformations based on the reactivity of nitrogen-centered radicals were developed. First, Leonori and coworkers reported iminyl radical driven cascades under photoredox catalysis (Scheme 29).⁸⁰ Photoredox oxidation of the carboxylic acid activating group gives radical **I**. Decarboxylation, acetone extrusion, and cyclization of iminyl radical **II** forms a alkyl radical **III**. The latter is nucleophilic and therefore well suited for further functionalization with various somophilic reagents, especially EBXs for the efficient transfer of alkynes.

Soon after, the remote alkylation of oxime ethers upon photoredox catalyzed cascade (decarboxylation/fragmentation/

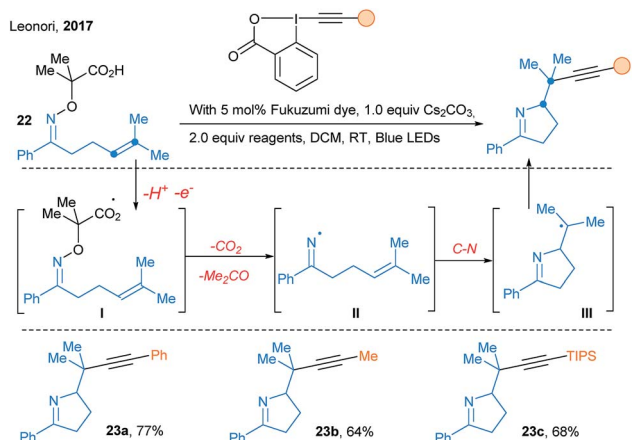


Scheme 27 Photoredox catalyzed alkylation via β -scission of *O* radicals.





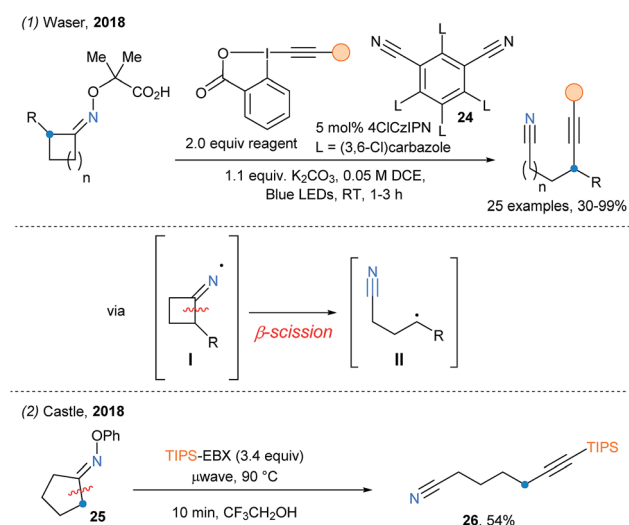
Scheme 28 Yrones synthesis via photoredox alkylation of aldehydes.



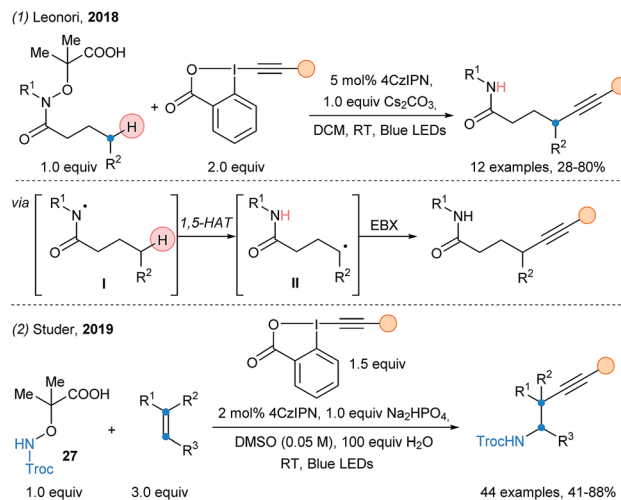
Scheme 29 Use of EBX reagents in photoredox catalyzed cascades by Leonori.

alkynylation) was successfully reported by our group using a similar activation strategy (Scheme 30, eqn (1)).⁸¹ The best yield of alkylnitrile was obtained with the new chlorinated 4ClCzIPN photocatalyst (**24**). Simultaneously, Castle and coworkers have developed the microwave-assisted fragmentation of oxime ethers (eqn (2)).⁸² Only one example was reported using EBX, delivering δ -ethynyl nitrile **26** in 54% yield.

Leonori and coworkers successfully developed a remote alkylation of aliphatic amides (Scheme 31, eqn (1)).⁸³ The



Scheme 30 Iminyl radical initiated fragmentation for remote alkylation.



Scheme 31 Use of EBX reagents in photoredox catalyzed cascades by Leonori and Studer.

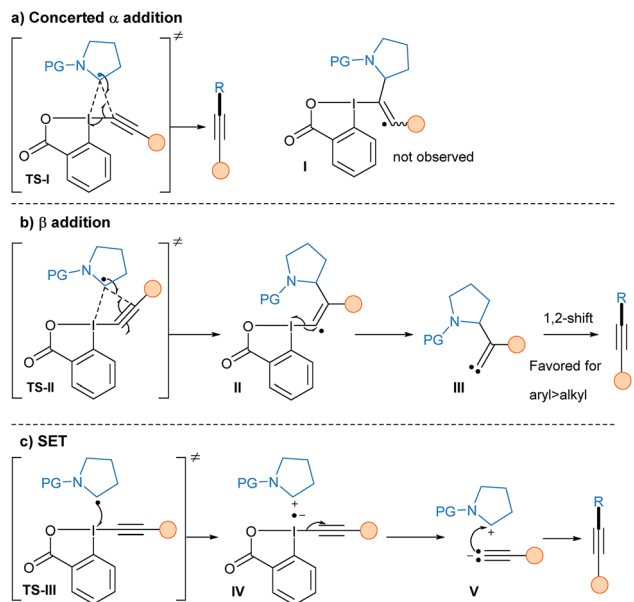
generated amidyl radical is used to abstract the hydrogen at the δ position (1,5-HAT). The resulting nucleophilic δ -amidoalkyl radical can finally be alkylation using EBX reagents. A MCR aminoalkynylation of alkenes was achieved by Studer and coworkers using the same activating group in 2019 (eqn (2)).⁸⁴

The mechanism of the reaction of alkyl radicals with EBX reagents was studied by our group in 2017 using DFT calculations (Scheme 32).⁸⁵ Depending on the substituent of the alkyne, two possible transition states involving the iodine atom and different carbons of the alkyne could be operative: (1) **TS-I** with the C- α atom of the alkyne (a); direct product formation is favored, without a vinyl radical intermediate **I** as proposed previously; (2) **TS-II** with the C- β atom of the alkyne (b); an addition/elimination sequence *via* **II** would form a carbene **III**, which upon subsequent 1,2-shift would lead to the alkyne product. An additional SET event based on the oxidative properties of hypervalent iodine reagents was also calculated (**TS-III**). However, the collapse of radical anion **IV** into the iodanyl radical and the acetylide **V** is too high in energy to be competitive. Sterics and electronics of both the radical and the substituent on the EBX reagents are crucial to determine which pathway is operative. For example, Chen and coworkers did a C13 labelling experiment in their photoredox catalyzed deboronative alkylation using Ph-EBX showing that the reaction proceeds *via* α -addition.⁶⁹ They then developed modified reagents in order to increase the radical transfer ability of EBX reagents, with the best result obtained when introducing two methoxy groups on the benzene ring.⁸⁶

4. Transition metal catalyzed alkylation of alkyl radicals

During the last few years, the use of transition metals that can promote SET events has known a growing interest and constitutes an interesting alternative to photoredox chemistry. Transition metals have been used for radical generation only, or in

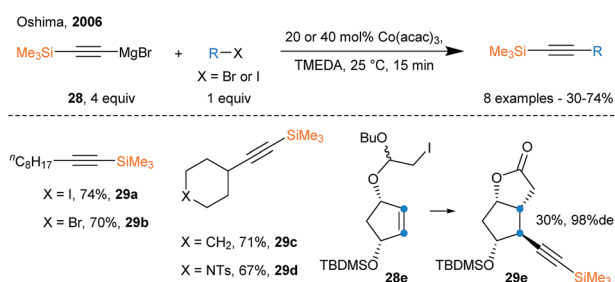




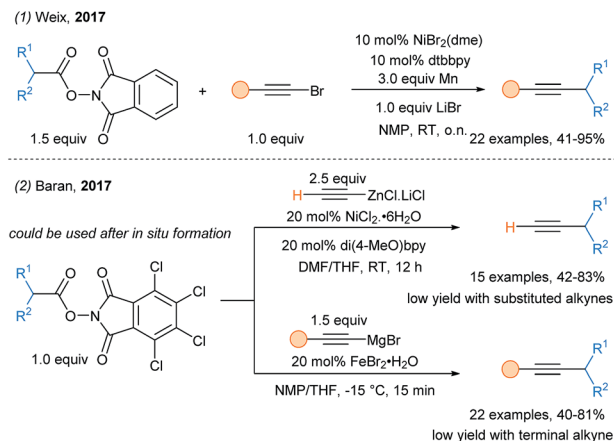
Scheme 32 Mechanistic details of the alkylation step of alkyl radicals using EBX reagents involving either a concerted α -addition (a), a β -addition (b) or a SET pathway (c).

a dual function of radical generation followed by radical capture and alkylation upon reductive elimination. Oshima and coworkers reported the radical alkylation of alkyl iodides using a cobalt catalyst and ethynylmagnesium bromide reagents in 2006 (Scheme 33).⁸⁷ A SET event between the iodides and the Co catalyst releases the alkyl radical, which can then be trapped by the low valent Co species. Finally, transmetalation with the Grignard reagents followed by reductive elimination affords the alkyne products.

A decade later, nickel has emerged as one of the most promising metal for such strategy. By fine tuning the ligands, the redox properties of the Ni complexes can be optimized, thus allowing efficient SET events. Radical capture can then occur, giving access to Ni(III) species prone to reductive elimination. Weix and coworkers reported a cross coupling of two electrophiles: *N*-acyloxyphthalimides and bromoalkynes (Scheme 34, eqn (1)).⁸⁸ Regeneration of the catalyst was realized by reduction with Mn. Simultaneously, Baran and coworkers used nucleophilic sources of alkynes to alkylation alkyl radicals generated after reduction of *N*-acyloxyphthalimides by a transition metal



Scheme 33 SOMOphilic alkylation using ethynylmagnesium bromide reagents and Co catalyst.

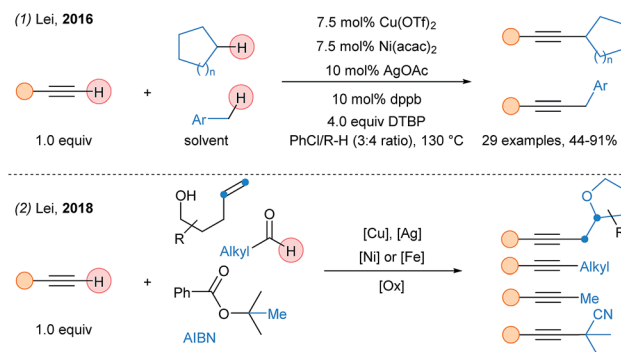


Scheme 34 Nickel- and iron-catalyzed alkylation of *N*-acyloxyphthalimides.

(eqn (2)).⁸⁹ Two sets of conditions were reported: (1) a nickel catalyst and alkynylzincates were found to be efficient for the preparation of terminal alkynes; (2) the combination of an iron catalyst and Grignard reagents at -15 °C allowed the synthesis of internal alkynes.

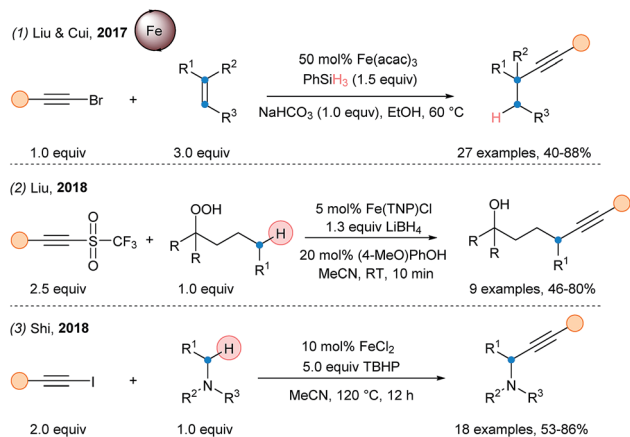
Lei and coworkers reported in 2016 a Ni/Cu/Ag system for $\text{Csp}^3\text{-H/Csp-H}$ coupling with a broad scope of terminal alkynes (Scheme 35, eqn (1)).⁹⁰ However, the alkyl substrates were used as cosolvent to ensure good yields. The same group reported later the alkylation of various alkyl radicals using a similar multimetallic system (eqn (2)).⁹¹ The use of copper and silver salts is crucial for the generation of the alkyl radicals and acetylides. Then, an iron or nickel catalyst is required to promote coupling, affording the alkylation products.

In 2017, a hydroalkynylation of alkenes was reported by Cui and Liu using $\text{Fe}(\text{acac})_3$ with silanes and bromoalkynes (Scheme 36, eqn (1)).⁹² An α -addition/ β -elimination sequence was proposed for the alkylation step. In 2018, Liu and coworkers described a remote alkylation method starting from alkylhydroperoxides and acetylenic triflones (eqn (2)).⁹³ Finally, Shi and coworkers developed the iron-catalyzed C_α radical alkylation of tertiary amines (eqn (3)).⁹⁴



Scheme 35 Multimetallic system for alkyl-alkynes cross coupling using terminal alkynes.

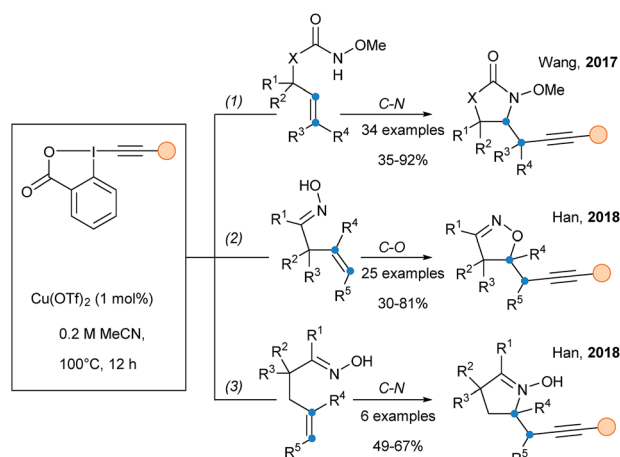




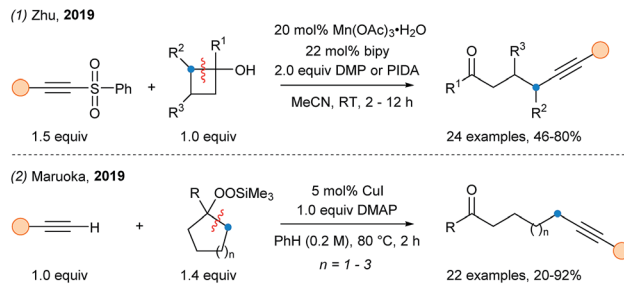
Scheme 36 Recent iron-catalyzed SOMophilic alkynylations.

Wang and Shen described the aminoalkynylation of alkenes based on the copper catalyzed cyclization of tethered alkenyl Weinreb amides (Scheme 37, eqn (1)).⁹⁵ Radical intermediates could be generated through the thermal homolytic cleavage of alkyl-Cu(II) species. The radical nature of the reaction was supported by TEMPO-radical trap experiments as well as radical clock experiments. In 2018, an extension of this work was reported for the radical cyclization alkynylation of unsaturated ketoximes (eqn (2) & (3)).⁹⁶ Depending of the position of the oxime (β - γ or γ - δ), either C-O bond or C-N bond formation was obtained.

In 2016, Zhu and coworkers reported the use of a Mn(III) catalyst with Dess–Martin Periodinane or PIDA as oxidant for the cleavage of cyclobutanols at room temperature yielding nucleophilic γ -alkylketone radicals (Scheme 38, eqn (1)).⁹⁷ In presence of acetylenic sulfones, efficient alkynylation was observed. In 2018, Maruoka and coworkers developed a fragmentation/alkynylation cascade of larger cycloalkanols using a copper catalyst and preoxidized starting materials (cycloalkylsilylperoxides) (eqn (2)). Interestingly, terminal alkynes



Scheme 37 Copper-catalyzed radical cyclization-alkynylation of alkenes.

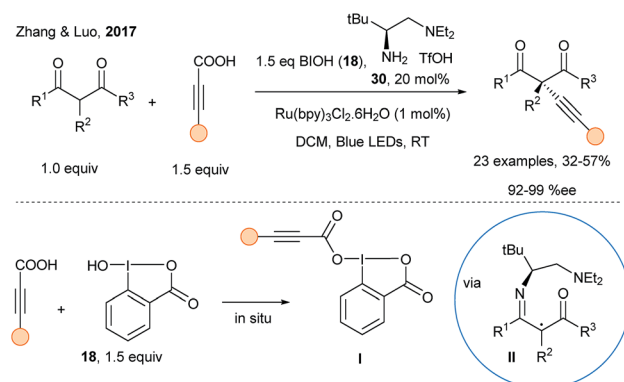


Scheme 38 Manganese- and copper-catalyzed radical fragmentation-alkynylation cascade.

could be used in this transformation, and one example of non-cyclic substrate is reported.⁹⁸

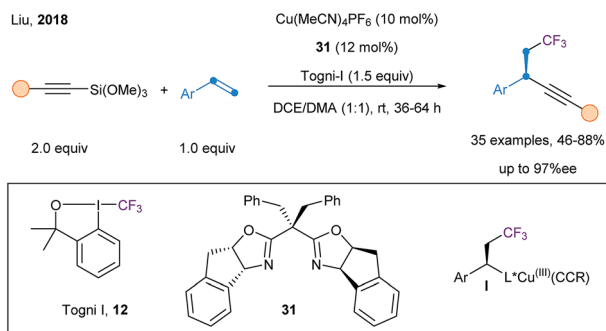
5. Asymmetric methodologies

Inoue and coworkers reported in 2015 an extension of their radical alkynylation using alkynylsulfones and a photosensitizer with chiral reagents leading to propargyl amines with enantiomeric ratio up to 89 : 11.⁹⁹ However, this approach requires stoichiometric amount of the chiral sulfoximine reagents, which are synthesized in several steps. Concerning catalytic approaches, Li and coworkers described in 2015 the copper-catalyzed addition of acetylides on iminiums generated *in situ* from THQ compounds using photoredox catalysis (Scheme 15, p. 5).⁵⁰ In 2017, Zhang and Luo reported the asymmetric alkynylation of activated carbonyl compounds using dual organophotoredox catalysis with hypervalent iodine reagents in combination with a chiral amine catalyst (Scheme 39).¹⁰⁰ Condensation of chiral amine catalyst **30** with a β -keto ester forms first an enamine, which upon oxidation and deprotonation can deliver a chiral α -iminyl radical **II**. Simultaneously, *in situ* formation of highly reactive carboxylate hypervalent iodine reagents **I** from ynoic acids and hydroxybenziodoxolone **18** is important: radical alkynylation may be assisted by H-bonding, thus delivering the alkynes with high enantiomeric excess, albeit in low to medium yields.



Scheme 39 Asymmetric alkynylation using organocatalysis, photoredox catalysis and hypervalent iodine reagents.





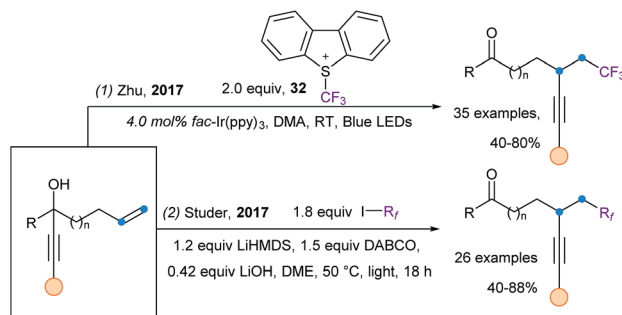
Scheme 40 Catalytic asymmetric trifluoromethylalkynylation of alkenes using a copper catalyst and a Box ligand **30**.

Finally, Liu and coworkers reported an enantioselective trifluoromethylalkynylation of alkenes using Togni I reagent (**12**), alkyne-Si(OMe)₃, Cu(CH₃CN)₄BF₄ and Box ligand **31** (Scheme 40).¹⁰¹ Upon a SET event, a CF₃ radical is generated and adds onto the styrene derivative, affording a benzylic radical. The chiral Cu(II) acetylide complex is then able to capture the benzylic radical, thus leading to a highly reactive Cu(III) intermediate **I**. Finally, fast reductive elimination allows the formation of chiral benzylic alkenes in good yield and high ee.

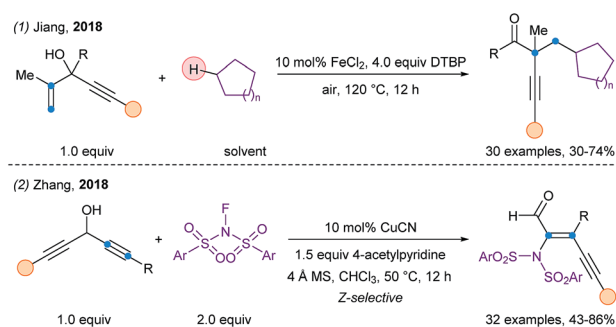
6. Migration

A very recent strategy for radical alkynylation is based on alkynyl migration. It has been first introduced independently by Zhu¹⁰² and Studer,¹⁰³ in a visible light driven alkynyl migration starting from tertiary propargylic alcohols (Scheme 41). The trifluoromethylalkynylation of alkenes can be achieved using the photoredox catalyst *fac*-Ir(ppy)₃ and Umemoto's reagent (**32**) (eqn (1)), while the perfluoroalkyl alkynylation of alkenes is realized using perfluoroalkyl iodides and DABCO, *via* a radical chain propagation (eqn (2)). Later, using the same strategy, Xie and Zhu extended their work to the difluoroalkylalkynylation of alkenes using various bromine reagents.¹⁰⁴

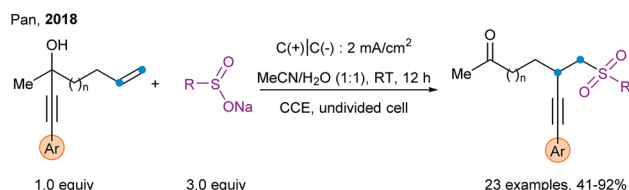
In 2018, Jiang and coworkers reported a 1,2 alkynyl migration using 1,4-enynes and cycloalkanes (Scheme 42, eqn (1)).¹⁰⁵ The proposed mechanism included an “anti-Baldwin” 3-*exo*-dig cyclization for the alkynyl migration. A catalytic system composed of iron(II) chloride and DTPB at elevated temperature



Scheme 41 Visible light mediated 1,4- and 1,5-alkynyl migration.



Scheme 42 1,2 and 1,3-alkynyl migration of propargyl alcohols.



Scheme 43 Electrochemical method for the sulfonylation-alkynylation of unactivated alkenes *via* 1,4-alkynyl migration.

allowed the generation of alkyl radicals upon a HAT process. A 1,3-alkynyl migration was then reported for the stereospecific synthesis of (*Z*)-2-amino conjugated enynals/enynones (eqn (2)).¹⁰⁶ This transformation is promoted by a copper catalyst and NFSI derivatives. A radical aminoalkynylation-oxidation cascade was proposed by the authors.

Promising preliminary results have been recently obtained using electrochemical methods as an alternative to photoredox catalysis. Pan and coworkers used it for the sulfonylation/alkynylation of unactivated alkenes *via* 1,4-alkynyl migration (Scheme 43).¹⁰⁷

7. Conclusion/outlook

In Fig. 3, a chronological representation of our personal choice of milestones achieved in radical alkynylation is presented. The first alkynylation of radical was reported in 1986 by Russel using sulfone reagents and UV light. In the 90's, Fuchs and coworkers did important developments for the alkynylation of either C-H or C-I bond, including mechanistic studies and applications in total synthesis. In 2002, Oshima and coworkers developed organo-gallium and -indium reagents for the alkynylation of electrophilic radicals. In 2012, EBX reagents were introduced as radical alkynylating reagents, together with broadly applicable oxidative decarboxylative conditions. Since then, the number of reports of alkynylations has known an exponential growth. This is also due to two other important breakthroughs in radical generation based on photoredox and non-redox innocent transition metal catalysis (Cu, Co, Ni, Fe). These novel modes of activation allowed new applications such as the asymmetric alkynylation of radicals and the functionalization of peptides.



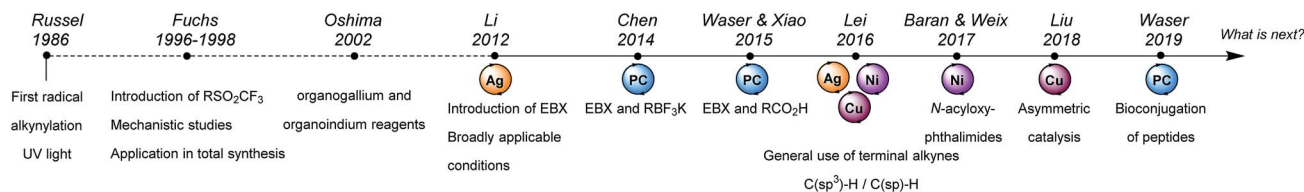


Fig. 3 Personal choice of important breakthroughs in SOMOphilic alkyne over the last three decades.

With this impressive progress, the field of radical alkyne is not anymore in its infancy. Nevertheless, breakthroughs are still needed, especially for:

- (i) Broadly applicable enantioselective transformations.
- (ii) Applications on complex (bio)molecules such as natural products and peptides/proteins.
- (iii) Atom-economical transformations directly from terminal alkynes in cases currently limited to the use of pre-formed reagents.
- (iv) Multi-bond forming processes, such as cascade and multi-component reactions, giving access to more complex, natural-product- or drug-like scaffolds.
- (v) More in-depth mechanistic studies.
- (vi) The use of other techniques to generate and control the reactivity of radicals, such as electro- and flow-chemistry, the latter especially in the case of photoredox-based methods.

Conflicts of interest

There are no conflicts to declare.

Acknowledgements

We thank the ERC (European Research Council, Starting Grant iTools4MC, number 334840) and EPFL for financial support.

Notes and references

- 1 (a) B. I. Morinaka, C. K. Skepper and T. F. Molinski, *Org. Lett.*, 2007, **9**, 1975; (b) S. Nickel, R. A. Serwa, F. Kaschani, S. Ninck, S. Zweerink, E. W. Tate and M. Kaiser, *Chem.–Eur. J.*, 2015, **21**, 10721.
- 2 (a) H. C. Kolb and K. B. Sharpless, *Drug Discovery Today*, 2003, **8**, 1128; (b) J. Lehmann, M. H. Wright and S. A. Sieber, *Chem.–Eur. J.*, 2016, **22**, 4666.
- 3 D. Diederich, P. J. Stang and R. R. Tykwinski, *Acetylene Chemistry: Chemistry, Biology and Material Science*, ed. D. Diederich, P. J. Stang and R. R. Tykwinski, Wiley-VCH, 2005.
- 4 (a) H. H. Inhoffen and W. Hohlweg, *Naturwissenschaften*, 1938, **26**, 96; (b) J. W. Corbett, S. S. Ko, J. D. Rodgers, L. A. Gearhart, N. A. Magnus, L. T. Bacheler, S. Diamond, S. Jeffrey, R. M. Klabe, B. C. Cordova, S. Garber, K. Logue, G. Trainor, P. S. Anderson and S. K. Erickson-Vittanen, *J. Med. Chem.*, 2000, **43**, 2019; (c) A. Bianchetti, A. Lavezzo and P. J. Carminati, *J. Pharm. Pharmacol.*, 1982, **34**, 51; (d) Z. Fisar, J. Hroudová and J. Raboch, *Neuroendocrinol. Lett.*, 2010, **31**, 645.
- 5 B. M. Trost and C.-J. Li, *Modern Alkynes Chemistry: Catalytic and Atom-Economic Transformations*, ed. B. M. Trost and C.-J. Li, Wiley-VCH, Weinheim, 2014, p. 424.
- 6 (a) P. G. Cozzi, R. Hilgraf and N. Zimmermann, *Eur. J. Org. Chem.*, 2004, 4095; (b) B. M. Trost and A. H. Weiss, *Adv. Synth. Catal.*, 2009, **351**, 963.
- 7 (a) *Metal-Catalyzed Cross-Coupling Reactions*, ed. A. De Meijere and F. Diederich, Wiley-VCH, 2nd edn, 2004; (b) K. Sonogashira, *Chapter 2.5 – Coupling Reactions Between sp Carbon Centers in Comprehensive Organic Synthesis*, Elsevier, 1991, vol. 3, p. 551.
- 8 D. Seebach, *Angew. Chem., Int. Ed.*, 1979, **18**, 239.
- 9 Selected examples: (a) F. M. Beringer and S. A. Galto, *J. Org. Chem.*, 1965, **30**, 1930; (b) M. Ochiai, M. Kunishima, Y. Nagao, K. Fuji, M. Shiro and E. Fujita, *J. Am. Chem. Soc.*, 1986, **108**, 8281; (c) D. Fernández González, J. P. Brand and J. Waser, *Chem.–Eur. J.*, 2010, **16**, 9457.
- 10 For reviews, see: (a) J. P. Brand and J. Waser, *Chem. Soc. Rev.*, 2012, **41**, 4165; (b) Y. Li, D. P. Hari, M. V. Vita and J. Waser, *Angew. Chem., Int. Ed.*, 2016, **55**, 4436; (c) J. Waser, *Synlett*, 2016, **27**, 2761; (d) D. P. Hari, P. Caramenti and J. Waser, *Acc. Chem. Res.*, 2018, **51**, 3212.
- 11 (a) G. Martelli, P. Spagnolo and M. Tiecco, *J. Chem. Soc. D*, 1969, 282; (b) G. Martelli, P. Spagnolo and M. Tiecco, *J. Chem. Soc. B*, 1970, 1413; (c) K. M. Erwin, S. Gronert, S. E. Barlow, M. K. Gilles, A. G. Harrison, V. M. Bierbaum, C. H. DuPuy, W. C. Lineberger and G. B. Ellison, *J. Am. Chem. Soc.*, 1990, **112**, 5750; (d) M. S. Robinson, M. L. Polek, V. M. Bierbaum, C. H. DuPuy and W. C. Lineberger, *J. Am. Chem. Soc.*, 1995, **117**, 6766; (e) P. Boutillier and S. Z. Zard, *Chem. Commun.*, 2001, 1304.
- 12 (a) G. A. Russel and P. Ngoviwatchai, *Tetrahedron Lett.*, 1986, **27**, 3479; (b) G. A. Russel, P. Ngoviwatchai, H. I. Tashtoush, A. Dalmau and R. K. Khanna, *J. Am. Chem. Soc.*, 1988, **110**, 3530; (c) G. A. Russel and P. Ngoviwatchai, *J. Org. Chem.*, 1989, **54**, 1836.
- 13 (a) J. Gong and P. L. Fuchs, *J. Am. Chem. Soc.*, 1996, **118**, 4486; (b) J. Xiang, W. Jiang and P. L. Fuchs, *Tetrahedron Lett.*, 1997, **38**, 6635.
- 14 J. S. Xiang and P. L. Fuchs, *Tetrahedron Lett.*, 1996, **37**, 5269.
- 15 J. Gong and P. L. Fuchs, *Tetrahedron Lett.*, 1997, **38**, 787.
- 16 J. Xiang and P. L. Fuchs, *Tetrahedron Lett.*, 1998, **39**, 8597.
- 17 J. Bian, M. Van Wingerden and J. M. Ready, *J. Am. Chem. Soc.*, 2006, **128**, 7428.
- 18 T. M. Brüttsch, P. Bucher and K. -H. Altmann, *Chem.–Eur. J.*, 2016, **22**, 1292.



- 19 A.-P. Schaffner, V. Darmency and P. Renaud, *Angew. Chem., Int. Ed.*, 2006, **45**, 5847.
- 20 V. Liautard, F. Robert and Y. Landais, *Org. Lett.*, 2011, **13**, 2658.
- 21 T. Hoshikawa, S. Kamijo and M. Inoue, *Org. Biomol. Chem.*, 2013, **11**, 164.
- 22 S. Yoshioka, M. Nagatomo and M. Inoue, *Org. Lett.*, 2015, **17**, 90.
- 23 S. Paul and J. Guin, *Green Chem.*, 2017, **19**, 2530.
- 24 S. Zhou, T. Song, H. Chen, Z. Liu, H. Shen and C. Li, *Org. Lett.*, 2017, **19**, 698.
- 25 H. Jiang, Y. He, Y. Cheng and S. Yu, *Org. Lett.*, 2017, **19**, 1240.
- 26 L. Wang, Y. Xia, K. Bergander and A. Studer, *Org. Lett.*, 2018, **20**, 5817.
- 27 Y. Xia and A. Studer, *Angew. Chem., Int. Ed.*, 2019, **58**, 9836.
- 28 S.-I. Usugi, H. Yorimitsu, H. Shinokubo and K. Oshima, *Bull. Chem. Soc. Jpn.*, 2002, **75**, 2687.
- 29 For a review see: K. Takami, S.-I. Usugi, H. Yorimitsu and K. Oshima, *Synthesis*, 2005, **5**, 824.
- 30 (a) T. Hirashita, A. Hayashi, M. Tsuji, J. Tanaka and S. Araki, *Tetrahedron*, 2008, **64**, 2642; (b) I. Suzuki, K. Kiyokawa, M. Yasuda and A. Baba, *Org. Lett.*, 2013, **15**, 1728; (c) I. Suzuki, N. Esumi, M. Yasuda and A. Baba, *Chem. Lett.*, 2015, **44**, 38.
- 31 W. Lu, L. Li and C.-J. Li, *Nat. Commun.*, 2015, **6**, 6526.
- 32 L. Wang, W. Wei, D. Yang, H. Cui, H. Yue and H. Wang, *Tetrahedron Lett.*, 2017, **58**, 4799.
- 33 H.-Y. Huang, L. Cheng, J.-J. Liu, D. Wang, L. Liu and C.-J. Li, *J. Org. Chem.*, 2017, **82**, 2656.
- 34 X. Liu, Z. Wang, X. Cheng and C. Li, *J. Am. Chem. Soc.*, 2012, **134**, 14330.
- 35 M. Meng, G. Wang, L. Yang, K. Cheng and C. Qi, *Adv. Synth. Catal.*, 2018, **360**, 1218.
- 36 R.-Y. Zhang, L.-Y. Xi, L. Zhang, S. Liang, S.-Y. Chen and X.-Q. Yu, *RSC Adv.*, 2014, **4**, 54349.
- 37 Z.-F. Cheng, Y.-S. Feng, C. Rong, T. Xu, P.-F. Wang, J. Xu, J.-J. Daia and H.-J. Xu, *Green Chem.*, 2016, **18**, 4185.
- 38 (a) X. Liu, L. Yu, M. Luo, J. Zhu and W. Wei, *Chem.-Eur. J.*, 2015, **21**, 8745; (b) R.-Y. Zhang, L.-Y. Xi, L. Zhang, S.-Y. Chen and X.-Q. Yu, *Tetrahedron*, 2015, **71**, 6176; (c) X.-H. Ouyang, R.-J. Song, C.-Y. Wang, Y. Yanga and J.-H. Li, *Chem. Commun.*, 2015, **51**, 14497.
- 39 H. Wang, L.-N. Guo, S. Wang and X.-H. Duan, *Org. Lett.*, 2015, **17**, 3054.
- 40 P.-F. Wang, Y.-S. Feng, Z.-F. Cheng, Q.-M. Wu, G.-Y. Wang, L.-L. Liu, J.-J. Dai, J. Xu and H.-J. Xu, *J. Org. Chem.*, 2015, **80**, 9314.
- 41 (a) F. Chen and A. S. K. Hashmi, *Org. Lett.*, 2016, **18**, 2880; (b) X. Li, S. Li, S. Sun, F. Yang, W. Zhu, Y. Zhu, Y. Wu and Y. Wu, *Adv. Synth. Catal.*, 2016, **358**, 1699; (c) E. Ismalaj, Q. Glenadel and T. Billard, *Eur. J. Org. Chem.*, 2017, **14**, 1911; (d) F. Shen, P. Zhang, L. Lu and Q. Shen, *Org. Lett.*, 2017, **19**, 1032.
- 42 X. Liu, Ru. Liu, J. Dai, X. Cheng and G. Li, *Org. Lett.*, 2018, **20**, 6906.
- 43 Y. Li, R. Lu, S. Sun and L. Liu, *Org. Lett.*, 2018, **20**, 6836.
- 44 S. Wang, L.-N. Guo, H. Wang and X.-H. Duan, *Org. Lett.*, 2015, **17**, 4798.
- 45 R.-Y. Zhang, L.-Y. Xi, L. Shi, X.-Z. Zhang, S.-Y. Chen and X.-Q. Yu, *Org. Lett.*, 2016, **18**, 4024.
- 46 For selected reviews, see: (a) K. Zeitler, *Angew. Chem., Int. Ed.*, 2009, **48**, 9785; (b) T. P. Yoon, M. A. Ischay and J. N. Du, *Nat. Chem.*, 2010, **2**, 527; (c) J. M. R. Narayanam and C. R. J. Stephenson, *Chem. Soc. Rev.*, 2011, **40**, 102; (d) J. Xuan and W.-J. Xiao, *Angew. Chem., Int. Ed.*, 2012, **51**, 6828; (e) D. Ravelli, M. Fagnoni and A. Albini, *Chem. Soc. Rev.*, 2013, **42**, 97; (f) C. K. Prier, D. A. Rankic and D. W. C. MacMillan, *Chem. Rev.*, 2013, **113**, 5322.
- 47 M. Osawa, H. Nagai and M. Akita, *Dalton Trans.*, 2007, 827.
- 48 (a) D. B. Freeman, L. Furst, A. G. Condie and C. R. J. Stephenson, *Org. Lett.*, 2012, **14**, 94; (b) M. Rueping, R. M. Koenigs, K. Poscharny, D. C. Fabry, D. Leonori and C. Vila, *Chem.-Eur. J.*, 2012, **18**, 5170; (c) W. Fu, W. Guo, G. Zou and C. Xu, *J. Fluorine Chem.*, 2012, **140**, 88.
- 49 J. F. Franz, W. B. Kraus and K. Zeitler, *Chem. Commun.*, 2015, **51**, 8280.
- 50 I. Perepichka, S. Kundu, Z. Hearne and C.-J. Li, *Org. Biomol. Chem.*, 2015, **13**, 447.
- 51 A. Sagadevan and K. C. Hwang, *Adv. Synth. Catal.*, 2012, **354**, 3421.
- 52 A. Sagadevan, V. P. Charpe and K. C. Hwang, *Catal. Sci. Technol.*, 2016, **6**, 7688.
- 53 A. Sagadevan, P.-C. Lyub and K. C. Hwang, *Green Chem.*, 2016, **18**, 4526.
- 54 H. Zhang, P. Zhang, M. Jiang, H. Yang and H. Fu, *Org. Lett.*, 2017, **19**, 1016.
- 55 A. Hazra, M. T. Lee, J. F. Chiu and G. Lalic, *Angew. Chem., Int. Ed.*, 2018, **57**, 5492.
- 56 A. Tlahuext-Aca, M. N. Hopkinson, B. Sahoo and F. Glorius, *Chem. Sci.*, 2016, **7**, 89.
- 57 S. Kim, J. Rojas-Martin and F. D. Toste, *Chem. Sci.*, 2016, **7**, 85.
- 58 J. Xie, S. Shi, T. Zhang, N. Mehrkens, M. Rudolph and A. S. K. Hashmi, *Angew. Chem., Int. Ed.*, 2015, **54**, 6046.
- 59 Y. Zhao, J. Jin and P. W. H. Chan, *Adv. Synth. Catal.*, 2019, **361**, 1313.
- 60 (a) N. Iqbal, N. Iqbal, S. S. Han and E. J. Cho, *Org. Biomol. Chem.*, 2019, **17**, 1758; (b) Z.-Y. Song, C.-L. Zhang and S. Ye, *Org. Biomol. Chem.*, 2019, **17**, 181.
- 61 J. Yang, J. Zhang, L. Qi and Y. Chen, *Chem. Commun.*, 2015, **51**, 5275.
- 62 M. Jiang, Y. Jin, H. Yang and H. Fu, *Sci. Rep.*, 2016, **6**, 26161.
- 63 J. Schwarz and B. König, *ChemPhotoChem*, 2017, **1**, 237.
- 64 G. L. Lackner, K. W. Quasdorf and L. E. Overman, *J. Am. Chem. Soc.*, 2013, **135**, 15342.
- 65 C. Gao, J. Li, J. Yu, H. Yang and H. Fu, *Chem. Commun.*, 2016, **52**, 7292.
- 66 M. Ociepa, J. Turkowska and D. Gryko, *ACS Catal.*, 2018, **8**, 11362.
- 67 J. Jia, Y. A. Ho, R. F. Bülow and M. Rueping, *Chem.-Eur. J.*, 2018, **24**, 14054.



- 68 W. Jin, M. Wu, Z. Xiong and G. Zhu, *Chem. Commun.*, 2018, **54**, 7924.
- 69 H. Huang, G. Zhang, L. Gong, S. Zhang and Y. Chen, *J. Am. Chem. Soc.*, 2014, **136**, 2280.
- 70 H. Huang, G. Zhang and Y. Chen, *Angew. Chem., Int. Ed.*, 2015, **54**, 7872.
- 71 H. Tan, H. Li, W. Ji and L. Wang, *Angew. Chem., Int. Ed.*, 2015, **54**, 8374.
- 72 F. Le Vaillant, T. Courant and J. Waser, *Angew. Chem., Int. Ed.*, 2015, **54**, 11200.
- 73 Q.-Q. Zhou, W. Guo, W. Ding, X. Wu, X. Chen, L.-Q. Lu and W.-J. Xiao, *Angew. Chem., Int. Ed.*, 2015, **54**, 11196.
- 74 C. Yang, J.-D. Yang, Y.-H. Li, X. Li and J.-P. Cheng, *J. Org. Chem.*, 2016, **81**, 12357.
- 75 M. Garreau, F. Le Vaillant and J. Waser, *Angew. Chem., Int. Ed.*, 2019, **58**, 8182.
- 76 K. Jia, F. Zhang, H. Huang and Y. Chen, *J. Am. Chem. Soc.*, 2016, **138**, 1514.
- 77 K. Jia, Y. Pan and Y. Chen, *Angew. Chem., Int. Ed.*, 2017, **56**, 2478.
- 78 K. Jia, J. Li and Y. Chen, *Chem.–Eur. J.*, 2018, **24**, 3174.
- 79 S. Mukherjee, R. A. Garza-Sanchez, A. Tlahuext-Aca and F. Glorius, *Angew. Chem., Int. Ed.*, 2017, **56**, 14723.
- 80 J. Davies, N. S. Sheikh and D. Leonori, *Angew. Chem., Int. Ed.*, 2017, **56**, 13361.
- 81 F. Le Vaillant, M. Garreau, S. Nicolai, G. Gryn'ova, C. Corminboeuf and J. Waser, *Chem. Sci.*, 2018, **9**, 5883.
- 82 M. M. Jackman, S. Im, S. R. Bohman, C. C. L. Lo, A. L. Garrity and L. S. Castle, *Chem.–Eur. J.*, 2018, **24**, 594.
- 83 S. P. Morcillo, E. M. Dauncey, J. H. Kim, J. J. Douglas, N. S. Sheikh and D. Leonori, *Angew. Chem., Int. Ed.*, 2018, **57**, 12945.
- 84 H. Jiang and A. Studer, *Chem.–Eur. J.*, 2019, **25**, 516.
- 85 (a) F. Le Vaillant, M. D. Wodrich and J. Waser, *Chem. Sci.*, 2017, **8**, 1790; (b) F. Le Vaillant and J. Waser, *Chimia*, 2017, **71**, 226.
- 86 Y. Pan, K. Jia, Y. Chen and Y. Chen, *Beilstein J. Org. Chem.*, 2018, **14**, 1215.
- 87 H. Ohmiya, H. Yorimitsu and K. Oshima, *Org. Lett.*, 2006, **8**, 3093.
- 88 L. Huang, A. M. Olivares and D. J. Weix, *Angew. Chem., Int. Ed.*, 2017, **56**, 11901.
- 89 J. M. Smith, T. Qin, R. R. Merchant, J. T. Edwards, L. R. Malins, Z. Liu, G. Che, Z. Shen, S. A. Shaw, M. D. Eastgate and P. S. Baran, *Angew. Chem., Int. Ed.*, 2017, **56**, 11906.
- 90 S. Tang, P. Wang, H. Li and A. Lei, *Nat. Commun.*, 2016, **7**, 11676.
- 91 S. Tang, Y. Liu, X. Gao, P. Wang, P. Huang and A. Lei, *J. Am. Chem. Soc.*, 2018, **140**, 6006.
- 92 Y. Shen, B. Huang, J. Zheng, C. Lin, Y. Liu and S. Cui, *Org. Lett.*, 2017, **19**, 1744.
- 93 H. Guan, S. Sun, Y. Mao, L. Chen, R. Lu, J. Huang and L. Liu, *Angew. Chem., Int. Ed.*, 2018, **57**, 11413.
- 94 L. Ma, X. Shi, X. Li and D. Shi, *Org. Chem. Front.*, 2018, **5**, 3515.
- 95 K. Shen and Q. Wang, *Chem. Sci.*, 2017, **8**, 8265.
- 96 W.-J. Han, Y.-R. Wang, J.-W. Zhang, F. Chen, B. Zhou and B. Han, *Org. Lett.*, 2018, **20**, 2960.
- 97 R. Ren, Z. Wu, Y. Xu and C. Zhu, *Angew. Chem., Int. Ed.*, 2016, **55**, 2866.
- 98 R. Sakamoto, T. Kato, S. Sakurai and K. Maruoka, *Org. Lett.*, 2018, **20**, 1400.
- 99 M. Nagatomo, S. Yoshioka and M. Inoue, *Chem.–Asian. J.*, 2015, **10**, 120.
- 100 D. Wang, L. Zhang and S. Luo, *Org. Lett.*, 2017, **19**, 4924.
- 101 L. Fu, S. Zhou, X. Wan, P. Chen and G. Liu, *J. Am. Chem. Soc.*, 2018, **140**, 10965.
- 102 Y. Xu, Z. Wu, J. Jiang, Z. Ke and C. Zhu, *Angew. Chem., Int. Ed.*, 2017, **56**, 4545.
- 103 X. Tang and A. Studer, *Chem. Sci.*, 2017, **8**, 6888.
- 104 (a) J. Yu, D. Wang, Y. Xu, Z. Wu and C. Zhu, *Adv. Synth. Catal.*, 2018, **360**, 744–750; (b) J. Liu, W. Li, J. Xie and C. Zhu, *Org. Chem. Front.*, 2018, **5**, 797.
- 105 Q. Zhao, X.-S. Ji, Y.-Y. Gao, W.-J. Hao, K.-Y. Zhang, S.-J. Tu and B. Jiang, *Org. Lett.*, 2018, **20**, 3596.
- 106 J. Sun, G. Zheng, Y. Fu, L. Wang, Y. Li and Q. Zhang, *Org. Lett.*, 2018, **20**, 5597.
- 107 Y. Gao, H. Mei, J. Han and Y. Pan, *Chem.–Eur. J.*, 2018, **24**, 17205.

