

Cite this: *RSC Adv.*, 2018, 8, 34374

## Structural and electronic properties of $\text{KY}(\text{BH}_4)_4$ : DFT+U study†

Chuan Liu,<sup>a</sup> Ting Zhang,<sup>a</sup> Xiangju Ye,<sup>a</sup> Xuemei Zhang<sup>a</sup> and Shengli Zhang<sup>b</sup>

The structure, composition, and electronic property of mixed-cation borohydrides are of significant importance for understanding and improving their thermodynamic and kinetic activities. Conventional density functional theory (DFT) fails to correctly describe the electronic structure of the system due to insufficient cancellation of the self-interaction energy and underestimation of the band gap. In the present work, we present a systematic investigation of the structural and electronic properties of  $\text{KY}(\text{BH}_4)_4$  for the first time at the DFT+U level of theory. It is found that the LDA+U method underestimates the lattice volume by  $\sim 17.36\%$ , while the PBE+U and PW91+U methods show good agreement with the experimental value at  $U = 3$  and  $U = 4$ , respectively. The total energy of  $\text{KY}(\text{BH}_4)_4$  calculated by PW91+U method at  $U = 4$  is 0.97 eV lower than that calculated by PBE+U method at  $U = 3$ . We suppose that the PW91+U method is more suitable for the structural and electronic properties study of  $\text{KY}(\text{BH}_4)_4$  due to the lower total energy.  $\text{K}^+$  connects with  $\text{BH}_4^-$  complex through electrostatic attraction, while weak covalent interaction exists between  $\text{Y}^{3+}$  and  $\text{BH}_4^-$  complex.

Received 11th August 2018  
Accepted 28th September 2018

DOI: 10.1039/c8ra06742b

rsc.li/rsc-advances

## Introduction

Metal borohydrides are a class of solid-state materials actively investigated for hydrogen storage applications. In view of the large gravimetric hydrogen density (20.8 wt% for  $\text{Be}(\text{BH}_4)_2$ , 18.4 wt% for  $\text{LiBH}_4$ ), borohydrides of alkaline and alkaline earth metals are of interest for hydrogen storage in mobile applications.<sup>1–4</sup> Even though their high gravimetric hydrogen densities satisfy the technical targets of the US Department of Energy (DOE) for vehicular applications,<sup>5</sup> practical use of these metal borohydrides is hindered by their stability. The decomposition temperatures are often too high due to the high enthalpies of hydrogen release, the reaction kinetics for  $\text{H}_2$  releasing are slow, the rehydrogenation is irreversible or only partly reversible, and the evolved  $\text{H}_2$  is contaminated with  $\text{B}_x\text{H}_y$ .<sup>6,7</sup> A number of methods have been attempted in order to tackle the problems, such as mechanical alloying, nanoconfinement, using catalytic additives, and meaningful advances have been achieved.<sup>8–12</sup>

The stability of single-cation borohydrides ( $\text{M}(\text{BH}_4)_n$ ) are recently empirically related to the Pauling electronegativity of the cation.<sup>13,14</sup> Based on the report of Nakamori *et al.*,<sup>13,14</sup> the electrostatic interaction between metal cation ( $\text{M}^{n+}$ ) and the  $[\text{BH}_4]^-$  complex anion plays an important role in determining

the stability of the metal borohydride. Thus, adjusting the Pauling electronegativity,  $\chi_p$ , by employing more than one metal cation, such as  $\text{MM}'(\text{BH}_4)_m$ , appears to be a promising new route for tuning the thermodynamic properties of metal borohydrides. While the import of heavier transition metal ions will decrease the gravimetric capacities, it may also improve hydrogen storage reactivities and kinetics of borohydrides.<sup>4</sup> Consequently, many mixed-cation borohydrides have been synthesized, including  $\text{NaSc}(\text{BH}_4)_4$ ,<sup>15</sup>  $\text{KY}(\text{BH}_4)_4$ ,<sup>16,17</sup>  $\text{KSc}(\text{BH}_4)_4$ ,<sup>18</sup>  $\text{LiLa}(\text{BH}_4)_3\text{Cl}$ ,<sup>19</sup>  $\text{LiSc}(\text{BH}_4)_4$ ,<sup>20</sup>  $\text{NaLa}(\text{BH}_4)_4$ ,<sup>21</sup> and  $\text{K}_3\text{La}(\text{BH}_4)_6$ .<sup>21</sup> Based on the experimental results of Jaroń *et al.*,<sup>16</sup> the rietveld refinement yields 24.4 mol% of  $\text{KY}(\text{BH}_4)_4$  in the post-milled samples, testifying to a high degree of conversion of 98%. In addition, the diffraction peaks of the monoclinic  $\text{KY}(\text{BH}_4)_4$  appear at 350 K, which implies that monoclinic  $\text{KY}(\text{BH}_4)_4$  is either a partially dehydrogenated K–Y–B–H compound or a high-temperature polymorph of  $\text{KY}(\text{BH}_4)_4$ . According to the experimental results, it infers that orthorhombic  $\text{KY}(\text{BH}_4)_4$  is more thermodynamically stable than monoclinic  $\text{KY}(\text{BH}_4)_4$ . Therefore, orthorhombic  $\text{KY}(\text{BH}_4)_4$  is used here for the first-principles calculations.

Despite many experimental investigations, information about the synthesis and structure of mixed-cation borohydrides, there are few theoretical data about their structural and electronic properties. Thus, it becomes very important to theoretically give the structural and electronic data of mixed-cation borohydrides for further studying their thermodynamic and kinetic properties. For crystalline solids, researchers tend to apply DFT for band structure calculations.<sup>22,23</sup> In mixed-cation borohydrides,  $\text{MM}'(\text{BH}_4)_m$ , we know that heavier transition-

<sup>a</sup>College of Chemistry and Materials Engineering, Anhui Science and Technology University, Fengyang, Anhui Province, 233100, China. E-mail: liuXC@ahstu.edu.cn<sup>b</sup>Institute of Optoelectronics & Nanomaterials Herbert Gleiter Institute of Nanoscience, College of Materials Science and Engineering, Nanjing University of Science and Technology, Nanjing, 210094, China

† Electronic supplementary information (ESI) available. See DOI: 10.1039/c8ra06742b



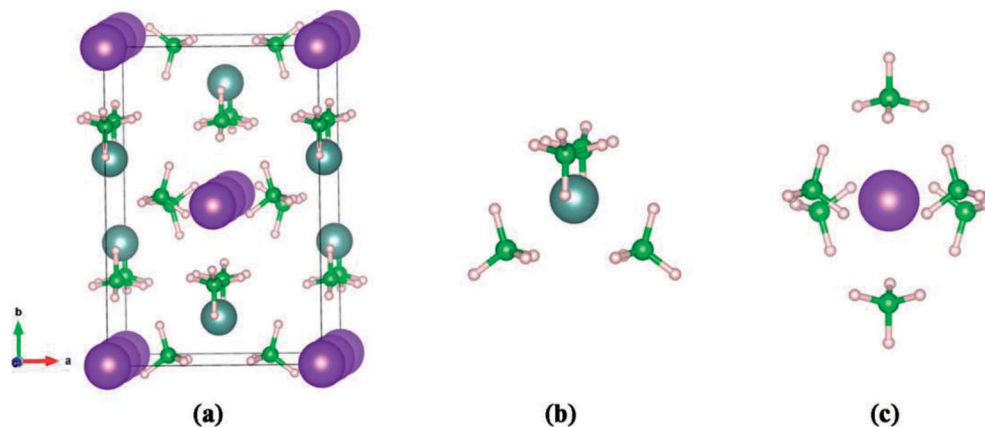


Fig. 1 The geometries of (a) unit cell of  $\text{KY}(\text{BH}_4)_4$ , (b) coordination sphere of yttrium by four  $\text{BH}_4^-$  complex, (c) coordination sphere of potassium by six  $\text{BH}_4^-$  complex.

metal ions are introduced for adjusting the Pauling electronegativity. Standard DFT predicts narrow eigenvalue gaps due largely to the self-interaction error incurred by using approximate exchange–correlation functionals. The shortcoming of DFT is corrected in practice by either of two semiempirical approaches: hybrid functional<sup>24,25</sup> method, or DFT+U<sup>26,27</sup> method.

In the present study, we perform DFT+U calculations on the structural and electronic properties of  $\text{KY}(\text{BH}_4)_4$ . Our main aims are to test the functionals and basis sets used here.

## Computational details

All the spin-polarized DFT+U calculations are performed using the Vienna Ab-Initio Simulation Package (VASP).<sup>28</sup> Pseudopotentials are generated with projector augmented wave (PAW) method.<sup>29</sup> For exchange–correlation functional, the local density approximation (LDA)<sup>30</sup> of Perdew and Zunger, and the generalized gradient approximation (GGA) of Perdew and Wang (PW91)<sup>31</sup> and Perdew–Burke–Ernzerhof (PBE)<sup>32</sup> versions are tested. In the DFT+U calculations, the approach of Dudarev *et al.*<sup>33</sup> is employed. The effective  $U$  ( $U_{\text{eff}}$ ) value is determined by the difference of parameters of  $U$  and  $J$ . We first set  $U$  as 1 eV, and change the value of  $J$  from 0.1 to 1.0 eV. The value of 0.2 eV is found to perform well in estimating the lattice parameter of  $\text{KY}(\text{BH}_4)_4$ . Then,  $J$  is set as 0.2 eV, and change the value of  $U$  from 1 to 10 eV. Due to  $\text{KY}(\text{BH}_4)_4$  is isostructural to  $\text{NaSc}(\text{BH}_4)_4$ ,  $\text{NaSc}(\text{BH}_4)_4$  is used as the initial geometry to perform structure optimization. The plane-waves basis with cut-off energy of 450 eV and the conjugate gradient algorithm are applied to determine the electronic ground state. A  $5 \times 5 \times 5$  Monkhorst–Pack<sup>34</sup>  $k$ -point mesh is used for sampling the Brillouin zone. Structures are relaxed until the forces on each ion are below  $0.01 \text{ eV } \text{\AA}^{-1}$  and the total energy is converged within  $1 \times 10^{-5} \text{ eV}$ .

## Results and discussion

In  $\text{KY}(\text{BH}_4)_4$ , the B atom is coordinated by four H atoms to form  $\text{BH}_4^-$  complex, and four  $\text{BH}_4^-$  complex coordinate with one

central  $\text{Y}^{3+}$  through its H atoms to form a slightly distorted tetrahedral complex anion,  $[\text{Y}(\text{BH}_4)_4]^-$ . While  $\text{K}^+$  is coordinated by six  $\text{BH}_4^-$  complex to form an octahedral configuration, as shown in Fig. 1.  $\text{KY}(\text{BH}_4)_4$  is synthesized at ambient conditions in ball-milled mixtures of  $\text{Y}(\text{BH}_4)_3$  and  $\text{KBH}_4$  in 1 : 1 molar ratio for 60 min in an Ar atmosphere.  $\text{KY}(\text{BH}_4)_4$  is isostructural to  $\text{NaSc}(\text{BH}_4)_4$  with the unit cell axes ratio of  $a : b : c = 1 : 1.47 : 1.13$ , resembling the one for  $\text{NaSc}(\text{BH}_4)_4$ ,  $a : b : c = 1 : 1.45 : 1.13$ .  $\text{KY}(\text{BH}_4)_4$  crystallises in the  $Cmcm$  space group with the lattice volume of  $1025.62 \text{ \AA}^3$ .<sup>16</sup> Fig. 2 shows the relation of the lattice volume of optimized  $\text{KY}(\text{BH}_4)_4$  with different values of  $U$ . In terms of the experimental value of the lattice volume of optimized  $\text{KY}(\text{BH}_4)_4$ , LDA+U method underestimates the lattice volume by  $\sim 17.36\%$ . The lattice volume predicted by PBE+U method at  $U = 3$  is  $1025.73 \text{ \AA}^3$ , closest to the experimental value. For PW91+U method, it occurs at  $U = 4$ , where the calculated lattice volume is closest to the experimental value. To determine which method is more suitable for calculating the structural and electronic properties of  $\text{KY}(\text{BH}_4)_4$ , we therefore compare the calculated bond lengths and bond angles in optimized  $\text{KY}(\text{BH}_4)_4$  with experimental value. Table 1 summarizes the bond lengths and bond angles in optimized  $\text{KY}(\text{BH}_4)_4$ . It can

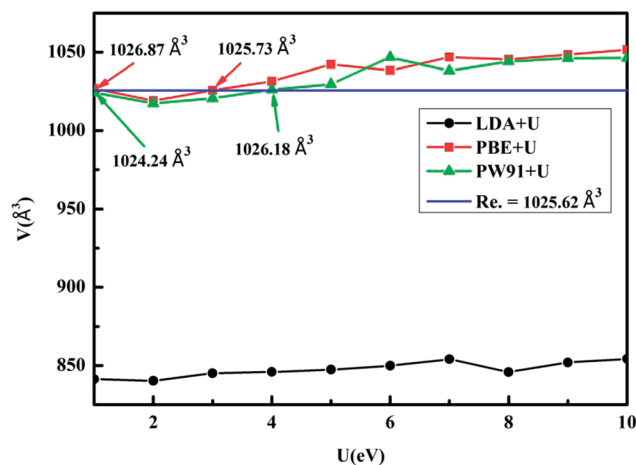


Fig. 2 The calculated lattice volume of  $\text{KY}(\text{BH}_4)_4$  with different DFT+U methods.

Table 1 The bond lengths and bond angles in optimized KY(BH<sub>4</sub>)<sub>4</sub>

Item		$U = 3$	$U = 4$
Y–H (Å)	Re.	$2.20 \times 4, 2.29 \times 4, 2.35 \times 2, 2.41 \times 2$	
	PW91+U	—	$2.34 \times 2, 2.37 \times 4, 2.39 \times 2, 2.39 \times 4$
	PBE+U	$2.33 \times 2, 2.36 \times 2, 2.38 \times 2, 2.38 \times 2$	—
K–B (Å)	Re.	$3.259 \times 2, 3.354 \times 4$	
	PW91+U	—	$3.161 \times 2, 3.273 \times 4$
	PBE+U	$3.163 \times 2, 3.280 \times 2$	—
B–K–B (°)	Re.	87.21–92.79	
	PW91+U	—	86.46–93.54
	PBE+U	86.82–93.17	—
K–H (Å)	Re.	2.60–2.84, 3.299–3.37	
	PW91+U	—	2.63–2.73, 3.23–3.38
	PBE+U	2.63–2.73, 3.24–3.39	—

be seen that the calculated results by PBE+U method at  $U = 3$  and by PW91+U method at  $U = 4$  are all in good agreement with the experimental results. For ascertaining the suitable hybrid functional, we therefore calculate the total energy of KY(BH<sub>4</sub>)<sub>4</sub> using these two different hybrid functionals. The results show that the total energy of KY(BH<sub>4</sub>)<sub>4</sub> calculated by PW91+U method at  $U = 4$  is 0.97 eV lower than that calculated by PBE+U method at  $U = 3$ . This demonstrates that PW91+U method is more suitable for the structural and electronic properties study of

KY(BH<sub>4</sub>)<sub>4</sub> due to the lower total energy. In this, the hybrid functional of PW91+U is used for the electronic properties analysis of KY(BH<sub>4</sub>)<sub>4</sub>.

For addressing the relationship between the electronic structure and the nature of bonding in KY(BH<sub>4</sub>)<sub>4</sub>, we calculate the total and partial densities of states (DOS) of KY(BH<sub>4</sub>)<sub>4</sub>, K, Y, B, and H atoms with the Fermi energy set to zero. Fig. 3 shows the DOS of KY(BH<sub>4</sub>)<sub>4</sub> calculated by the PW91+U method at  $U = 4$  only. The DOS of KY(BH<sub>4</sub>)<sub>4</sub> calculated by the PBE+U method at

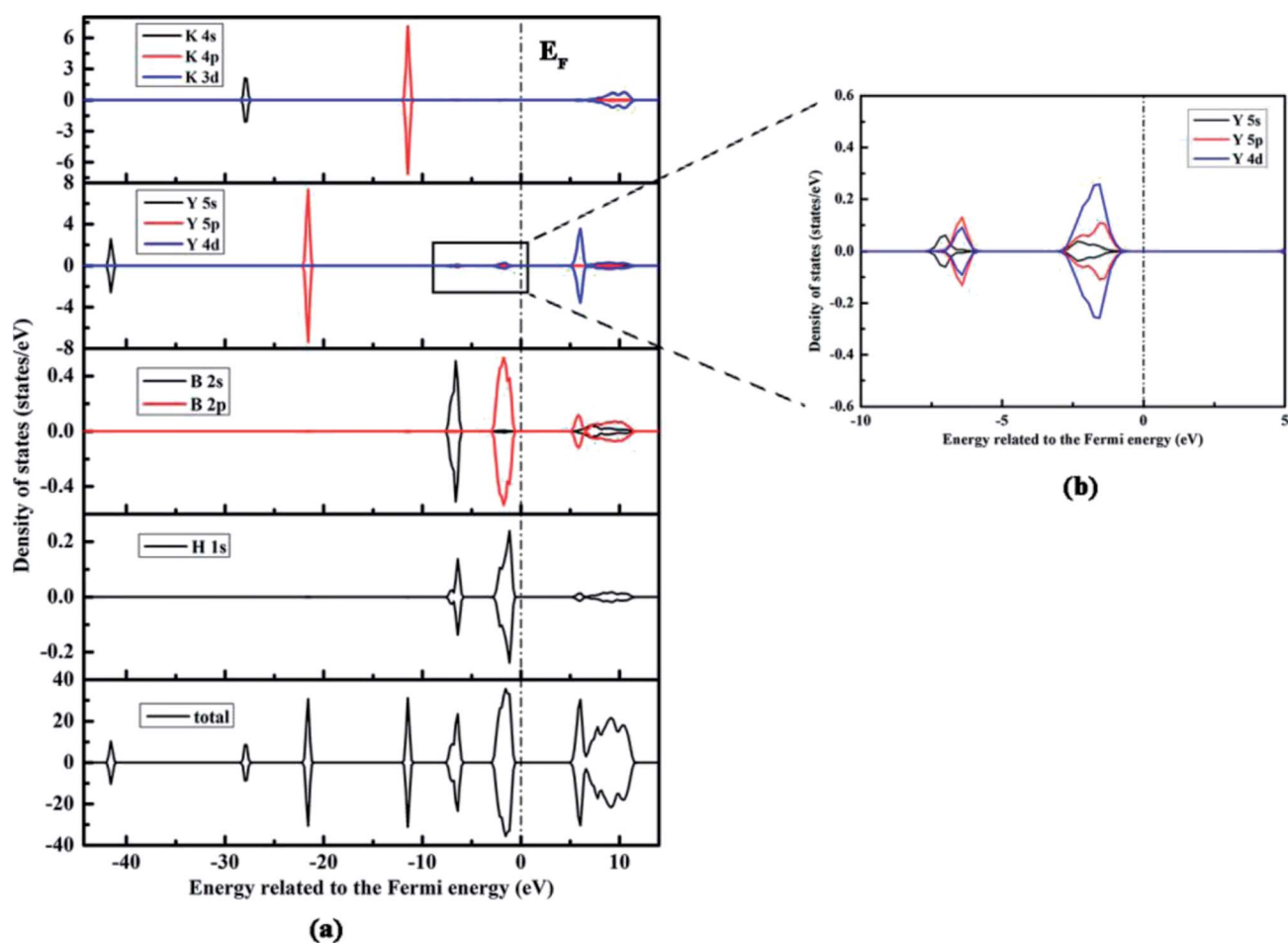


Fig. 3 The calculated total and partial density of states of KY(BH<sub>4</sub>)<sub>4</sub> by the PW91+U method at  $U = 4$  eV, and the Fermi energy is set to zero, labeled as  $E_F$ .

= 3 is shown in the ESI† due to it shows similar plots with the former. It is found from the total DOS that the spin up and down states are symmetrical, which indicates that  $\text{KY}(\text{BH}_4)_4$  is nonmagnetic. The total DOS of  $\text{KY}(\text{BH}_4)_4$  below the Fermi energy are split into several regions, and the antibonding conduction bands are mainly composed of K 3d and Y 4d orbitals. The two bonding peaks in the energy ranges from  $-3.12$  to  $-0.39$  eV and from  $-7.78$  to  $-5.84$  eV are mainly derived from H 1s, B 2p orbitals and H 1s, B 2s orbitals, respectively. The orbital hybridizations between H 1s and B 2s, 2p orbitals clearly demonstrate the covalent interaction between H and B atoms. Interestingly, it is found from the PDOSs of H and B atoms that the shapes of the peaks of H 1s orbitals are not the same with those of B 2s and 2p orbitals. There are two peaks in the PDOS of H 1s orbital in the energy range from  $-7.78$  to  $-5.84$  eV with the maximum state at  $-7.00$  and  $-6.42$  eV, respectively. Actually, the difference is generated from the import of Y atom. It can be seen from Fig. 3b that using same scale of vertical axis, the PDOS of Y atom also has peaks in the energy ranges from  $-3.12$  to  $-0.39$  eV and from  $-7.78$  to  $-5.84$  eV. In the energy range from  $-7.78$  to  $-5.84$  eV, the maximum state of Y 5s orbital is located at  $-7.00$  eV, while the maximum states of Y 5p and 4d orbitals are all located at  $-6.42$  eV. Clearly, the maximum states of Y 5s, 5p, and 4d orbitals are in accord with those in the PDOS of H 1s orbital. In the energy range from  $-7.78$  to  $-5.84$  eV, the states of Y 5p and 4d orbitals are obvious, while the state of Y 5s orbital is not. The orbital hybridizations between H 1s and Y 5s, 5p, and 4d orbitals demonstrate that Y atom interacts with H atom in covalent bond. However, the PDOS of Y atom also has two obvious peaks at lower energy level, which respectively correspond to Y 5p orbital and Y 5s orbital. These two peaks show no significant correlation with the PDOS of H 1s orbital. It is thus concluded that the interaction between the central  $\text{Y}^{3+}$  and its four  $\text{BH}_4^-$  ligands is mainly electrostatic attraction, while weak covalent interaction also exists between central  $\text{Y}^{3+}$  and the coordinating atom of H. The peaks in the energy ranges from  $-28.38$  to  $-27.41$  eV and from  $-12.06$  to  $-10.89$  eV are derived from K 4s and 4p orbitals, respectively. No hybridization between K and H atoms clearly shows the characteristics of ionic bond between  $\text{K}^+$  and  $\text{BH}_4^-$  unit.

In order to better explain the bonding characteristics and the distribution of electronic information in  $\text{KY}(\text{BH}_4)_4$ , we therefore calculate the electron localization function (ELF) and the total charge density of  $\text{KY}(\text{BH}_4)_4$ , as shown in Fig. 4 and 5. ELF is one of the most widely used and robust quantum-mechanical tools to analyze electron localization and chemical bonds.<sup>35</sup> The value of ELF is defined as a function of ratio in order to vary the electron localization measure in the interval  $[0, 1]$ .<sup>36</sup> As shown in Fig. 4, electrons are strongly localized around H atom to form electron pairs, keeping hydrogen in the form of  $\text{H}^-$ . On the contrast, the very low values of ELF are observed at the B sites, indicating that electrons are delocalized in these regions. The covalent bonding between the central B and its neighboring four H atoms is well-supported by the continuous ELF between B and its around four H atoms. The ELF of  $\text{K}^+$  and  $\text{Y}^{3+}$  should be small, but it is found that the ELF of  $\text{K}^+$  is about 0.8 and that of

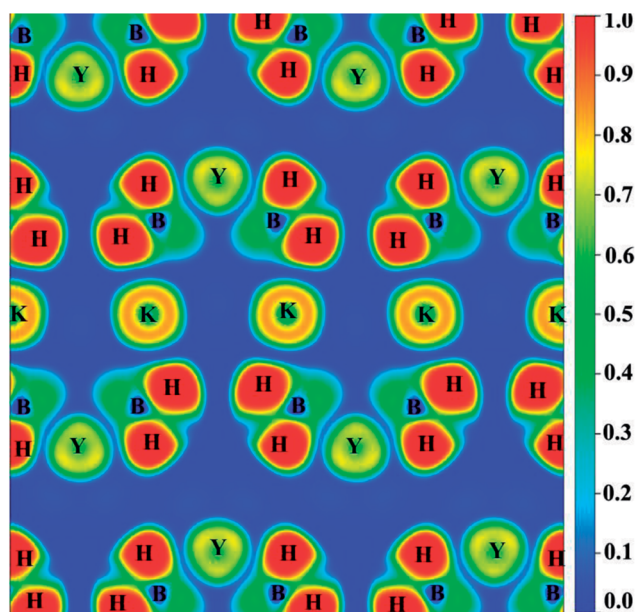


Fig. 4 The calculated ELF of  $\text{KY}(\text{BH}_4)_4$  by the PW91+U method at  $U = 4$  eV.

$\text{Y}^{3+}$  is about 0.7. Actually, it is generally considered to be caused by the inner 3p orbital of  $\text{K}^+$  and 4p orbital of  $\text{Y}^{3+}$ .<sup>37</sup> Negligibly low ELF between  $\text{K}^+$  and  $\text{BH}_4^-$  complex indicates that the nature of interaction between them is ionic interaction. In addition, the total charge density of  $\text{KY}(\text{BH}_4)_4$  shows no charge overlap exists between  $\text{K}^+$  and  $\text{BH}_4^-$  complex, which further verifies that the interaction between  $\text{K}^+$  and  $\text{BH}_4^-$  complex belongs to ionic interaction. However, due to  $\text{Y}^{3+}$  is more closer to  $\text{BH}_4^-$  complex than  $\text{K}^+$ , weak covalent interaction is found between  $\text{Y}^{3+}$  and its four neighboring  $\text{BH}_4^-$  complex. This can be concluded from

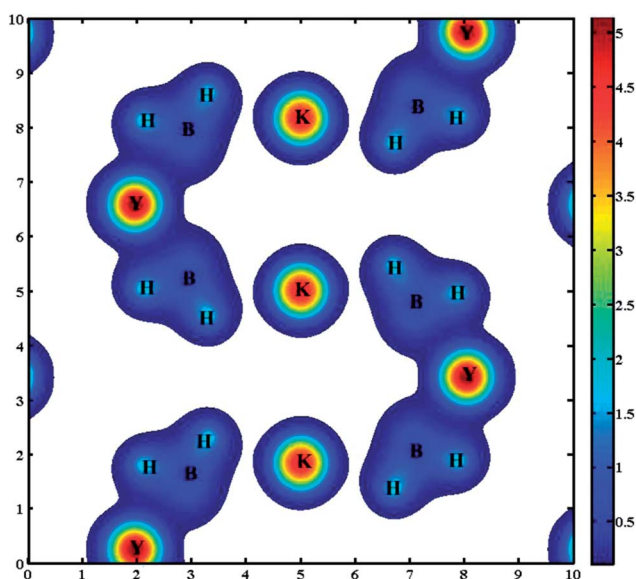


Fig. 5 The calculated total charge density of  $\text{KY}(\text{BH}_4)_4$  by the PW91+U method at  $U = 4$  eV.



the continuous ELF (about 0.2) between  $Y^{3+}$  and  $BH_4^-$  complex. What is more, it can be seen from Fig. 5 that the charge of  $Y^{3+}$  and  $BH_4^-$  complex are connected together, shaped like a butterfly. This further suggests that there exists covalent interaction between  $Y^{3+}$  and  $BH_4^-$  complex excepting ionic interaction.

## Conclusions

In summary, the structural and electronic properties of  $KY(BH_4)_4$  has been studied by DFT+U method. The LDA+U method fails to estimate the crystal structure of  $KY(BH_4)_4$  and underestimates the lattice volume by  $\sim 17.36\%$ . The lattice volume predicted by PBE+U method at  $U = 3$  is  $1025.73 \text{ \AA}^3$  and that predicted by PW91+U method at  $U = 4$  is  $1026.18 \text{ \AA}^3$ . Although the lattice volume predicted by PBE+U at  $U = 3$  is much closer to the experimental result, the bond lengths and bond angles in optimized  $KY(BH_4)_4$  by PW91+U method at  $U = 4$  also show good agreement with experiments. Both PBE+U and PW91+U methods give a similar description of DOS, ELF, and total charge density of  $KY(BH_4)_4$ , while the band gap depends on the method employed. The band gap is 3.499 eV estimated by the PW91+U method at  $U = 4$ . Experimental measurements are needed to determine the precise band gap of  $KY(BH_4)_4$ . The total energy of  $KY(BH_4)_4$  calculated by PW91+U method at  $U = 4$  is 0.97 eV lower than that calculated by PBE+U method at  $U = 3$ . This demonstrates that PW91+U method is more suitable for the structural and electronic properties study of  $KY(BH_4)_4$ . Based on the results of DOS, ELF, and total charge density of  $KY(BH_4)_4$ ,  $K^+$  connects with  $BH_4^-$  complex through electrostatic attraction, while weak covalent interaction exists between  $Y^{3+}$  and  $BH_4^-$  complex. These findings will serve as a basis to advance the understanding of thermodynamic and kinetic behaviors of  $KY(BH_4)_4$ .

## Conflicts of interest

There are no conflicts to declare.

## Acknowledgements

This work was financially supported by the Scientific Research Foundation of Anhui Science and Technology University (Grant no. HCYJ201602), the NSFC (21603002), the NSF of Education Department of Anhui (KJ2018A0525, KJ2017A507), and the Materials Science and Engineering Key Discipline Foundation (No. AKZDXK2015A01).

## References

- 1 H. W. Li, Y. Yan, S. Orimo, A. Züttel and C. M. Jensen, *Energies*, 2011, **4**, 185–214.
- 2 L. H. Rude, T. K. Nielsen, D. B. Ravnsbæk, U. Bösenberg, M. B. Ley, B. Richter, L. M. Arnbjerg, M. Dornheim, Y. Filinchuk, F. Besenbacher and T. R. Jensen, *Phys. Status Solidi A*, 2011, **208**, 1754–1773.
- 3 S. Orimo, Y. Nakamori, J. R. Eliseo, A. Züttel and C. M. Jensen, *Chem. Rev.*, 2007, **107**, 4111–4132.
- 4 M. Paskevicius, L. H. Jepsen, P. Schouwink, R. Černý, D. B. Ravnsbæk, Y. Filinchuk, M. Dornheim, F. Besenbacher and T. R. Jensen, *Chem. Soc. Rev.*, 2017, **46**, 1565–1634.
- 5 S. Satyapal, J. Petrovic, C. Read, G. Thomas and G. Ordaz, *Catal. Today*, 2007, **120**, 246–256.
- 6 D. B. Ravnsbæk, Y. Filinchuk, R. Černý and T. R. Jensen, *Z. Kristallogr.*, 2010, **225**, 557–569.
- 7 W. Grochala and P. P. Edwards, *Chem. Rev.*, 2004, **104**, 1283–1315.
- 8 X. Wan, T. Markmaitree, W. Osborn and L. L. Shaw, *J. Phys. Chem. C*, 2008, **112**, 18232.
- 9 J. Huot, D. B. Ravnsbæk, J. Zhang, F. Cuevas, M. Latroche and T. R. Jensen, *Prog. Mater. Sci.*, 2013, **58**, 30–75.
- 10 T. K. Nielsen, T. R. Jensen and F. Besenbacher, *Nanoscale*, 2011, **3**, 2086–2098.
- 11 X. B. Yu, Z. Wu, Q. R. Chen, Z. L. Li, B. C. Weng and T. S. Huang, *Appl. Phys. Lett.*, 2007, **90**, 034106.
- 12 A. F. Gross, J. J. Vajo, S. L. Van Atta and G. L. Olson, *J. Phys. Chem. C*, 2008, **112**, 5651.
- 13 N. Yuko, M. Kazutoshi, N. Akihito, L. Haiwen, O. Nobuko, T. Shin-Ichi, Z. Andreas and O. Shin-Ichi, *Phys. Rev. B: Condens. Matter Mater. Phys.*, 2006, **74**, 045126.
- 14 Y. Nakamori, H. W. Li, K. Kikuchi, M. Aoki, K. Miwa, S. Towata and S. Orimo, *J. Alloys Compd.*, 2007, **446–447**, 296–300.
- 15 R. Černý, G. Severa, D. B. Ravnsbæk, Y. Filinchuk, V. D'Anna, H. Hagemann, D. Haase, C. M. Jensen and T. R. Jensen, *J. Phys. Chem. C*, 2010, **114**, 1357–1364.
- 16 T. Jaroń and W. Grochala, *Dalton Trans.*, 2011, **40**, 12808–12817.
- 17 Y. Sadikin, K. Stare, P. Schouwink, M. B. Ley, T. R. Jensen, A. Meden and R. Černý, *J. Solid State Chem.*, 2015, **225**, 231–239.
- 18 R. Černý, D. B. Ravnsbæk, G. Severa, Y. Filinchuk, V. D'Anna, H. Hagemann, D. Haase, J. Skibsted, C. M. Jensen and T. R. Jensen, *J. Phys. Chem. C*, 2010, **114**, 19540–19549.
- 19 A. V. Skripov, A. V. Soloninin, M. B. Ley, T. R. Jensen and Y. Filinchuk, *J. Phys. Chem. C*, 2013, **117**, 14965–14972.
- 20 C. Kim, S. J. Hwang, R. C. Bowman Jr, J. W. Reiter, J. A. Zan, J. G. Kulleck, H. Kabbour, E. H. Majzoub and V. Ozolins, *J. Phys. Chem. C*, 2009, **113**, 9956–9968.
- 21 S. P. GharibDoust, M. Heere, M. H. Sørby, M. B. Ley, D. B. Ravnsbæk, B. C. Hauback, R. Černý and T. R. Jensen, *Dalton Trans.*, 2016, **45**, 19002–19011.
- 22 S. Md. Pratik, A. Nijamudheen and A. Datta, *Chem.–Eur. J.*, 2015, **21**, 18454–18460.
- 23 W. Kohn and L. J. Shan, *Phys. Rev.*, 1965, **140**, A1133.
- 24 M. Ernzerhof, J. P. Perdew and K. Burke, *Int. J. Quantum Chem.*, 1997, **64**, 285–295.
- 25 J. Heyd, G. E. Scuseria and M. Ernzerhof, *J. Chem. Phys.*, 2003, **118**, 8207.
- 26 V. I. Anisimov, J. Zaanen and O. K. Andersen, *Phys. Rev. B: Condens. Matter Mater. Phys.*, 1991, **44**, 943–954.

- 27 V. I. Anisimov, F. Aryasetiawan and A. I. Lichtenstein, *J. Phys.: Condens. Matter*, 1997, **9**, 767–808.
- 28 G. Kresse and J. Furthmüller, *Comput. Mater. Sci.*, 1996, **6**, 15–50.
- 29 P. E. Blöchl, *Phys. Rev. B: Condens. Matter Mater. Phys.*, 1994, **50**, 17953.
- 30 J. P. Perdew and A. Zunger, *Phys. Rev. B: Condens. Matter Mater. Phys.*, 1981, **23**, 5048–5079.
- 31 J. P. Perdew, J. A. Chevary, S. H. Vosko, K. A. Jackson, M. R. Pederson, D. J. Singh and C. Fiolhais, *Phys. Rev. B: Condens. Matter Mater. Phys.*, 1992, **46**, 6671.
- 32 J. P. Perdew, K. Burke and M. Ernzerhof, *Phys. Rev. Lett.*, 1996, **77**, 3865–3868.
- 33 S. L. Dudarev, G. A. Botton, S. Y. Savrasov, C. J. Humphreys and A. P. Sutton, *Phys. Rev. B: Condens. Matter Mater. Phys.*, 1998, **57**, 1505–1509.
- 34 H. J. Monkhorst and J. D. Pack, *Phys. Rev. B: Solid State*, 1976, **13**, 5188.
- 35 B. Silvi and A. Savin, *Nature*, 1994, **371**, 683–686.
- 36 A. D. Becke and K. E. Edgecombe, *J. Chem. Phys.*, 1990, **92**, 5397.
- 37 L. De Santis and R. Resta, *Surf. Sci.*, 2000, **450**, 126–132.