













RESEARCH ARTICLE

Open Access



Preparing for pandemics: a systematic review of pandemic influenza clinical management guidelines

Ishmeala Rigby^{1†}, Melina Michelen^{1†}, Vincent Cheng^{2†}, Andrew Dagens¹, Dania Dahmash¹, Samuel Lipworth^{3,4}, Eli Harriss⁵, Erhui Cai¹, Valeria Balan¹, Alexandra Oti⁶, Reena Joseph⁷, Helen Groves⁸, Peter Hart⁸, Shevin Jacob⁹, Lucille Blumberg¹⁰, Peter W. Horby¹ and Louise Sigfrid^{1*}

Abstract

Background: The COVID-19 pandemic has highlighted the importance of evidence-based clinical decision-making. Clinical management guidelines (CMGs) may help reduce morbidity and mortality by improving the quality of clinical decisions. This systematic review aims to evaluate the availability, inclusivity, and quality of pandemic influenza CMGs, to identify gaps that can be addressed to strengthen pandemic preparedness in this area.

Methods: Ovid Medline, Ovid Embase, TRIP (Turning Research Into Practice), and Guideline Central were searched systematically from January 2008 to 23rd June 2022, complemented by a grey literature search till 16th June 2022. Pandemic influenza CMGs including supportive care or empirical treatment recommendations were included. Two reviewers independently extracted data from the included studies and assessed their quality using AGREE II (Appraisal of Guidelines for Research & Evaluation). The findings are presented narratively.

Results: Forty-eight CMGs were included. They were produced in high- (42%, 20/48), upper-middle- (40%, 19/48), and lower-middle (8%, 4/48) income countries, or by international organisations (10%, 5/48). Most CMGs (81%, 39/48) were over 5 years old. Guidelines included treatment recommendations for children (75%, 36/48), pregnant women (54%, 26/48), people with immunosuppression (33%, 16/48), and older adults (29%, 14/48). Many CMGs were of low quality (median overall score: 3 out of 7 (range 1–7)). All recommended oseltamivir; recommendations for other neuraminidase inhibitors and supportive care were limited and at times contradictory. Only 56% (27/48) and 27% (13/48) addressed oxygen and fluid therapy, respectively.

Conclusions: Our data highlights the limited availability of up-to-date pandemic influenza CMGs globally. Of those identified, many were limited in scope and quality and several lacked recommendations for specific at-risk populations. Recommendations on supportive care, the mainstay of treatment, were limited and heterogeneous. The most recent guideline highlighted that the evidence-base to support antiviral treatment recommendations is still limited. There is an urgent need for trials into treatment and supportive care strategies including for different risk populations. New evidence should be incorporated into globally accessible guidelines, to benefit patient outcomes. A living

[†]Ishmeala Rigby, Melina Michelen, and Vincent Cheng are joint first authors.

*Correspondence: louise.sigfrid@gmail.com

¹ International Severe Acute Respiratory and Emerging Infection Consortium, Pandemic Sciences Institute, University of Oxford, Oxford OX3 7LG, UK
Full list of author information is available at the end of the article



guideline' framework is recommended and further research into guideline implementation in different resourced settings, particularly low- and middle-income countries.

Keywords: Pandemic, Preparedness, Influenza, Clinical management guidelines, AGREE II, Supportive care

What is already known on this topic?

- Clinical management guidelines (CMGs) are evidence-based tools to facilitate clinical decision-making and access to the best available evidence-based care.
- The CMGs provided early in the COVID-19 pandemic were of limited quality and scope.
- Supportive care is the main treatment for many (re-) emerging infections, and early access to evidence-based supportive care can improve patient outcomes.

What are the new findings?

- There is limited availability of pandemic influenza CMGs globally, most were developed for upper-middle and higher-income settings.
- Many CMGs were of limited quality and were produced more than 5 years ago, many during the H1N1 pandemic and only one had been updated since then.
- There were limited, heterogeneous and at times contradictory recommendations on supportive care, and limited recommendations for different at-risk populations.
- All CMGs recommended oseltamivir, but with variations in recommendations for pregnant women. Recommendations on additional neuraminidase inhibitors were conflicting, reflecting the limited evidence-base to support recommendations.

What do the new findings imply?

- The data highlight a need to ensure mechanisms for regular updates of pandemic influenza CMGs are considered at the development stage, to ensure publicly available CMGs are up to date, providing the best available evidence-based treatment and supportive care recommendations, for different at-risk populations.
- The limited scope highlights a need for investments into trials to identify effective treatments and supportive care strategies to benefit patient care and outcomes.

- A living guideline framework with mechanisms for integrating new evidence and dissemination, with close links between researchers and guideline developers from different settings, is needed to improve the quality, inclusivity, and availability of evidence-based care recommendations.
- Further research is needed into the implementation of CMGs from development to the front line in different settings and contexts.

Background

Influenza pandemics are one of the greatest global health threats, potentially causing millions of deaths and huge socioeconomic disruption. The ever-present threat of pandemic influenza and experiences with the COVID-19 pandemic emphasise the critical importance of pandemic preparedness.

The 1918 influenza pandemic, previously labelled “the deadliest pandemic of modern age” [1], gave us an illustration of how fatal an influenza pandemic can be, with an estimated 50–100 million deaths globally [1]. The more recent influenza A (H1N1) 2009 pandemic, despite a lower case-fatality rate than predicted, reminded us of the risk to human health from a novel virus [2]. Most recently, the COVID-19 (SARS-CoV-2) pandemic, with more than six million deaths reported (as of 11th May 2022), highlights our ongoing global vulnerability to emerging viral infections and a need to incorporate lessons learnt to strengthen our preparedness for future outbreaks [3]. The COVID-19 pandemic has been a reminder of how rapidly respiratory infections transmit globally, resulting in morbidity, mortality, economic, societal and health system disruptions [4–7]. It has further demonstrated that we are still not adequately prepared for a pandemic global response, as the Global Preparedness Monitoring Board highlighted in October 2019 [8].

Public health and government preparedness activities have largely focused on surveillance, reporting, epidemiological modelling, and prevention and control [9, 10]. However, preparedness for the optimal clinical management of new and emerging influenza infections is equally important. This includes the need to identify and mitigate poor outcomes in those most at risk by identifying and implementing optimal supportive care strategies and host-directed and antiviral therapies

[11]. Limited data on the clinical effectiveness of influenza antivirals [12, 13] and potential resistance [14] to recommended drugs (adamantanes, zanamivir, and oseltamivir) pose additional challenges. Thus, the risk to global health security from the emergence of novel pandemic influenza virus strains, including a drug-resistant strain, remains high [15, 16].

The COVID-19 pandemic has also highlighted issues of inequity in access to care globally [17]. Variation in clinical care between sites may impact patient outcomes and may also confound trial results and impede evaluation of medical countermeasures. This variation was demonstrated during the 2013-2016 Ebola Virus Disease (EVD) outbreak in West Africa, where the mortality of patients receiving care in the United States or Europe was lower (18.5%) than in West Africa (37 to 74%) [18]. The difference in mortality was partially attributed to the lack of adequate supportive care in West Africa [18]. This was also an issue in the PAmoja TuLinde Maisha (PALM) trial, a randomised control trial (RCT) of therapeutics for EVD conducted in West Africa, which was impacted by limited access to standardised supportive care measures [19].

Access to evidence-based clinical management guidelines (CMGs) can be a vital tool in the clinical response to a pandemic [20–22]. Clinical Management Guidelines (CMGs) are recommendations aimed at guiding and standardising clinical decision-making to benefit patient outcomes [23–29]. The decline of in-hospital case-fatality rate for COVID-19 may exemplify how improvements in the clinical management of emerging infections may improve patient outcomes [30, 31]. Although this decline is multifactorial, a change in clinical practice (e.g. better management of severe cases) was a notable factor [30, 31]. The standardisation of evidence-based care may facilitate implementation of multisite interventional studies to identify the best supportive care, treatment, and vaccination strategies. The early stages of emerging pandemics place a burden on CMGs to be responsive despite limited evidence and to be regularly updated and disseminated as new evidence rapidly emerges. Reviews of CMGs for other high-consequence infectious diseases have identified concerning variation in availability and quality of CMGs and in inclusivity of recommendations targeted at different at-risk populations [29, 32, 33].

The aim of this review is to identify gaps in access to evidence-based pandemic influenza CMGs for different at-risk populations globally and assess variations in supportive care and treatment recommendations that may have an impact on outcomes and implementation of clinical trial response to pandemics.

Methods

We conducted a systematic review of the literature focused on pandemic influenza CMGs. This review followed the Cochrane systematic review guidance [34] and was structured according to the Preferred Reporting Items for Systematic Reviews and Meta-Analyses (PRISMA) statement guidelines [35]. This review is part of a wider project evaluating the availability, inclusivity, scope and quality of clinical management guidelines for high-consequence infectious diseases (HCID), registered with PROSPERO (International prospective register of systematic reviews) (CRD42020167361) [36].

Search strategy

We searched three databases (Ovid Medline, Ovid Embase, Turning Research Into Practice (TRIP)) and a guideline repository (Guideline Central) from 1 January 2008 to 23rd June 2022. The date was restricted from 2008 onwards to include recent CMGs incorporating recommendations based on the latest developments, whilst also ensuring we included those produced in response to the influenza A pandemic (H1N1, pdm09) [37, 38].

We validated the search strategy by testing the terms before finalising the search strategy. We identified keywords and phrases from an initial set of pandemic influenza guidelines, identified from clinical experts and hand-searches in the planning stages. From these, we identified associated MeSH/Emtree terms, subject headings, and indexes from specific databases. The search strings were then tested against the initial standard set to ensure the quality of the final search strings used for the review.

We complemented the search with a grey literature search which was completed on the 16th of June 2022. We searched Google Scholar to retrieve relevant records from 1 January 2008 with the first 500 hits screened. Additionally, to identify a globally representative sample of international and national CMGs, we conducted a google search using pre-defined keywords in Spanish, French, German, Mandarin, Arabic, and Russian. Finally, we contacted clinical network members of the International Severe Acute Respiratory and Emerging Infection Consortium (ISARIC) [39] in regions where no CMGs were identified via the database and grey literature searches. We specifically searched for CMGs including recommendations for influenza A and several of its variants (H1N1, H5N1, H7N3, H7N7, H7N9 and H9N2). A full search strategy is available in Additional file 1: S1.1-S1.3.

Eligibility criteria

We defined CMGs as documents (developed using systematic or non-systematic methodologies) that provided recommendations on supportive care or empirical treatments to guide practice, in line with the WHO's (World Health Organization) definition. These included guidelines aimed at children (0 to <18 years old), adults, pregnant women, older people (> 65 years old), and/or people living with HIV [40]. Supportive care was defined as therapeutic interventions (e.g. fluids/supplemental oxygen/ventilatory support) which aim to optimise the patient's physiological status and are not directly targeted at the underlying pathogen or pathophysiological process, as per the definition by US CDC (Center for Disease Control and Prevention) [41]. We included CMGs that focused on pandemic influenza defined as a novel influenza A virus of any zoonotic origin with pandemic potential [38]. Pandemic influenza, although more rare than seasonal influenza, has the capacity to infect a large number of people, due to no or limited prior exposure. We included results in any language. Where multiple versions existed, we included only the most recent version. Documents were excluded if they were local standard operating procedures or guidelines only focused on infection prevention and control, animals, diagnostics procedures, non-traditional medicine, or seasonal influenza, without providing any treatment recommendations.

Screening

After deduplication, search results were screened independently by two reviewers using Rayyan, a systematic review software [42]. The articles were first screened by title and abstract, followed by full-text screening. Any disagreements were resolved by consensus or by a third reviewer. The CMGs published in non-English languages were translated using Google translate for rapid translation of the full document, then screened, data extracted, and critically appraised by a reviewer with good to excellent knowledge of the language.

Data extraction

We extracted data as per the methodological requirements described in the design and conduct of systematic reviews of clinical guidelines produced by Johnston et al. [43]. Data extraction was performed by one reviewer using a standardised data extraction form which we previously validated [32]. Any disagreements were resolved by involving a third reviewer. We extracted data on bibliography, issuing organisation, year issued, region aimed at, inclusivity (populations covered), and scope (supportive care, and empirical treatment recommendations) (Additional file 2: Table S2.1). Data on the methods

used to grade and formulate the recommendations was extracted and categorised (e.g. systematic, expert consensus, a combination of methods or based on other guidelines).

Data analysis

The extracted data was analysed to assess availability, inclusivity scope and quality using descriptive analysis. Availability was assessed by whether up-to-date CMGs could be identified. The CMGs were stratified by origin: (1) international organisations (e.g. WHO) and (2) national organisations (e.g. MoH (Ministry of Health) or National Public health institutes). Inclusivity was assessed on the inclusion of recommendations targeting the whole population, including infants, children, adults, pregnant women, older people, as well as people living with HIV/immunosuppression. Statistical analysis was performed in the R language for statistical computing version 4.0.2 [44, 45] with the ggplot2 library used to produce graphics [46].

Quality assessment

The quality was assessed by two reviewers independently using the Appraisal of Guidelines for Research & Evaluation (AGREE) II tool [47]. The tool consists of 23 criteria across six domains: (1) scope and purpose, (2) stakeholder involvement, (3) rigour of development, (4) clarity of presentation, (5) applicability, and (6) editorial independence. Each criterion was independently assessed by two reviewers on a seven-point Likert scale, from 1 (strongly disagree) to 7 (strongly agree) as per the AGREE II tool user manual [47]. For CMGs with limited information on their methodology, attempts were made to identify further information on related webpages or by contacting the organisation.

Overall domain scores were calculated as per the AGREE II tool user manual, converting the sum of individual scores from each reviewer into a standardised percentage of the maximum score possible for each domain [47]. Guidelines were considered of high quality if they scored more than 60% in domain three (rigour of development; as this is considered a high-quality indicator) [48], and two other non-specified domains. If a CMG scored more than 60% in any three or more domains, not including domain three, it was considered to be moderate quality. If they did not reach any of these criteria, a CMG was assessed as being low quality [47]. Additionally, each CMG was also given an overall quality assessment score which was informed by the domain scores, ranging from one to seven (high-quality score ≥ 6 ; medium-quality score 4–5; low-quality score ≤ 3), together with a recommendation for use with or without further modifications. The CMGs with a total overall quality score of 1 were not

recommended for use. Those with a total overall scores of 2–5 were recommended for use with modifications and those that scored 6–7 recommended for use without modifications.

Patient public involvement

There was no patient public involvement in this project due to the ongoing pandemic constraints.

Results

Of a total of 1817 records identified, 48 met the eligibility criteria (Additional file 3: Fig. S3.1) [49–96]. No additional guidelines were identified through the clinical networks that had not been already included.

Characteristics of included CMGs

Many (65%, 30/48) CMGs focused on clinical management of A(H1N1) [49–65, 67–76, 78, 79, 92], 4% (2/48) on A(H7N9) [80, 93], 2% (1/48) on H5N1 [91], and 29% (15/48) were generic influenza pandemic CMGs [66, 77, 81–90, 94–96]. Fifty-eight per cent (28/48) were produced in 2009–2010 in response to the A(H1N1) influenza pandemic [49–75, 92]. Only 17% (8/48) [85–90, 93, 94, 96] were produced or updated within the last 5 years and none were ‘living CMGs’. Most (90%, 43/48) were produced by a national organisation, 10% (5/48) by an international organisation [67, 71, 78, 92, 94]. The CMGs were produced in Spanish (40%, 19/48) [50, 51, 55–58, 60, 61, 63, 65, 69, 72, 74, 76, 79, 82, 83, 87, 90], English (31%, 15/48) [49, 53, 59, 62, 67, 71, 73, 77, 78, 80, 85, 92,

94–96], Chinese (8%, 4/48) [84, 88, 89, 93], French (4%, 2/48) [68, 70], Italian (4%, 2/48) [52, 66], Japanese (4%, 2/48) [86, 91], German (2%, 1/48) [75], Portuguese (2%, 1/48) [64], Romanian (2%, 1/48) [54], and Russian (2%, 1/48) [81]. Twenty-seven percent (13/48) of the CMGs used systematic methods [52, 60, 63, 64, 72, 75, 80, 81, 83, 88, 90, 94, 95], 21% (10/48) expert consensus [49, 51, 55, 57, 67, 69, 77, 78, 84, 92], 13% (6/48) a combination of systematic methods and expert consensus to formulate their recommendations [53, 58, 65, 71, 79, 86]. Eight CMGs were adopted from international CMGs (e.g. from the WHO and US CDC) [51, 54, 63, 81, 84, 88, 89, 96], whereas 38% (18/48) of guidelines did not clearly disclose the methods used to formulate their recommendations.

Availability

Most CMGs were aimed for high- (42%, 20/48) [49, 52, 53, 55–57, 66, 68, 70, 72, 75, 77, 79, 80, 82, 83, 85, 86, 91, 96] and upper-middle- (40%, 19/48) [50, 51, 54, 58–60, 63, 64, 69, 73, 74, 76, 81, 84, 87–89, 93, 95] income countries followed by lower-middle-income countries (8%, 4/48) [61, 62, 65, 90], and 10% (5/48) for a specific region or global use (Table 1, Fig. 1) [67, 71, 78, 92, 94]. No national CMGs were produced in low-income countries (Additional file 4: Table S4.1).

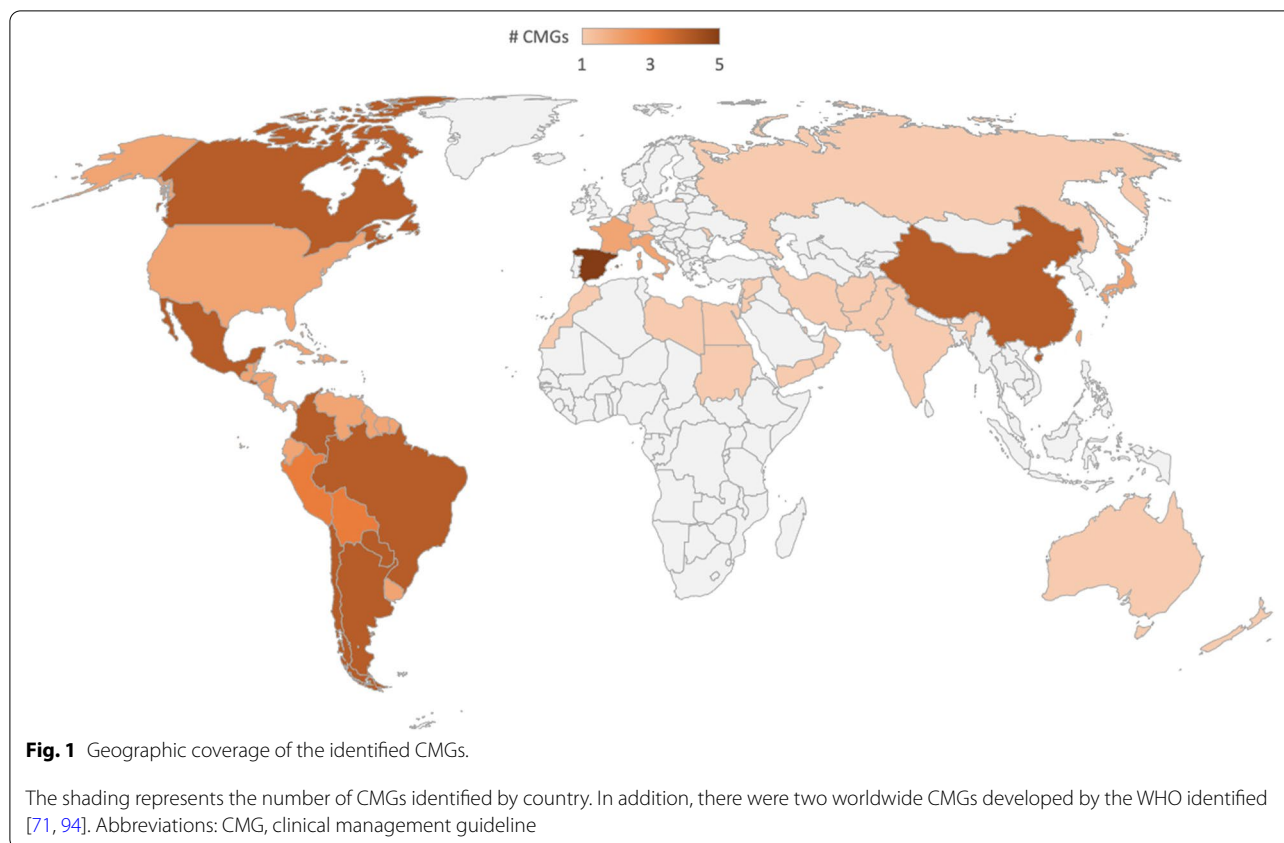
Inclusivity

Most CMGs (75%, 37/48) included supportive care recommendations tailored for children [49–51, 53–57, 59–67, 69, 71–74, 77, 78, 80–85, 87, 89, 90, 92–95], 54%

Table 1 CMGs by pandemic influenza type, region, and country income classification

	A (H1N1)	A (H7N9)	A (H5N1)	Influenza A	Pandemic influenza	Total
World Bank region classification						
East Asia and Pacific	3	1	1	1	4	10
Europe and Central Asia	10	-	-	-	2	12
Latin America and the Caribbean	14	-	-	-	4	18
Middle East and North Africa	1	-	-	-	-	1
North America	-	1	-	-	3	4
South Asia	1	-	-	-	-	1
Global	1	-	-	-	1	2
Total						48
World Bank income classification						
High-income countries	11	1	1	-	7	20
Upper-middle income countries	12	1	-	1	5	19
Lower-middle income countries	3	-	-	-	1	4
Low-income countries	-	-	-	-	-	-
Global or regional	4	-	-	-	1	5
Total						48

The table presents the number of identified CMGs by influenza type, region and World Bank classification [97]



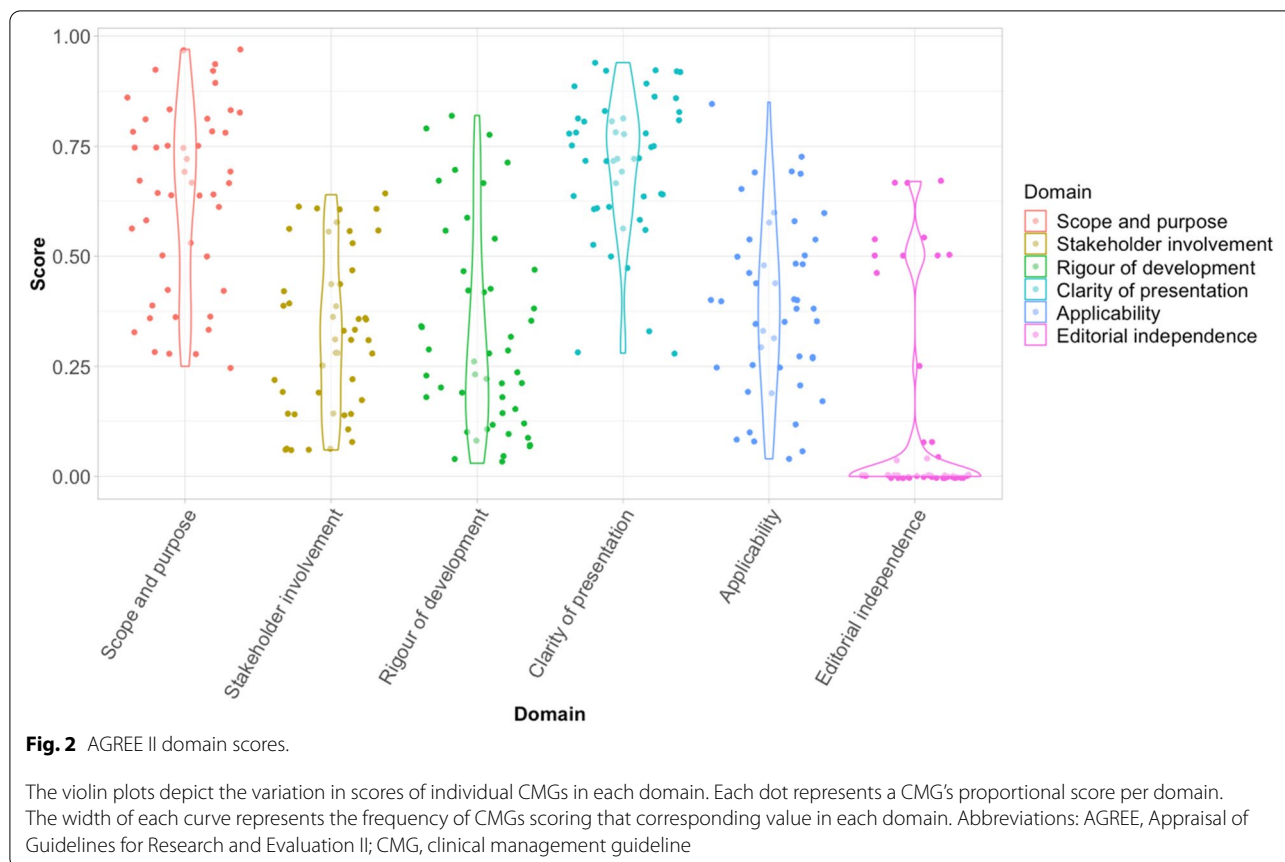
(24/48) for pregnant women [49, 50, 53, 54, 56–58, 60, 63–66, 68–70, 74, 77, 82–84, 87, 90, 92, 94], 29% (13/48) for older people [50, 60, 63–65, 69, 74, 77, 82, 84, 90, 92, 94], and 33% (16/48) [50, 56, 57, 63, 65, 69, 74, 76, 77, 82, 90, 92, 94] for the treatment of people who are immunosuppressed and/or living with HIV. Only 21% (10/48) included recommendations for all of these different risk groups [63, 65, 69, 74, 76, 77, 82, 90, 92, 94]. The definition of ‘older people’ varied among CMGs, 44% (21/48) included specific recommendations for people aged over 65, 10% (5/48) for over 60 and 2% (1/48) for people over 50 years old, whereas 44% (21/48) did not provide an age range.

Quality assessment

The median overall quality score of all the CMGs was 3 out of 7 (range: 1–7). Most (75%, 36/48) were assessed as of low quality (overall score ≤ 3) [49, 50, 52–56, 58, 59, 61–66, 68, 73–76, 78, 80–82, 84–93, 95, 96], 15% (7/48) as medium (overall score 4–5) [51, 67, 69–71, 77, 79], and only 10% (5/48) as of high quality (overall score ≥ 6) [57, 60, 72, 83, 94] (Fig. 2, Table 2). The most recently updated CMG, by WHO, was the most comprehensive guideline,

and of the highest quality (overall score 7) [94]. Seventy-seven per cent (37/48) of the CMGs were recommended to be used with further modifications based on the overall AGREE II assessment.

There were wide variations in the individual domain scores which assess different aspects of CMG development. Most CMGs scored well in the “scope and purpose” domain (median (IQR): 67% (48–79%)) and “clarity of presentation” domain (median (IQR): 74% (63–81%)), showing recommendations were usually clearly structured and presented. Generally, CMGs scored lower for “rigour of development” (median (IQR) 25% (14–44%)) domain. This domain is considered a strong quality indicator of a CMG, providing up-to-date, evidence-based information [47]. Similarly, there were lower scores for “stakeholder involvement” (median (IQR) 32% (16–45%)), “editorial independence” (median (IQR) 0% (0–8%)), and “applicability” (median (IQR) 39% (25–51%)) domains, which may be partially due to a lack of information provided (e.g. on stakeholder engagement including patients, conflict of interest statements, information to support and monitor implementation, and a process for future revisions).



The CMGs produced by international organisations generally scored higher for overall quality (median: 4, IQR: 3–4) compared to those produced by a national organisation (median: 3, IQR: 2–3) ($p=0.048$) (Fig. 3).

Scope

All CMGs recommended the use or conditional use of Oseltamivir (Additional file 1: Table S4.2). The guideline produced by WHO in 2022, specified to administer oseltamivir as soon as possible in persons with suspected or confirmed influenza virus infection with or at risk of severe illness (i.e. including seasonal, pandemic, and zoonotic influenza) [94]. Further, that this recommendation was based on low-quality evidence for critical outcomes [94].

Other than oseltamivir, 83% (40/48) of CMGs recommended the use or conditional use of zanamivir [49, 50, 52, 53, 55–61, 63–73, 75–84, 86, 88–90, 92, 93, 95, 96], 4% (2/48) amantadine [49, 95], and 4% (2/48) rimantadine [49, 95], whereas the most recent guideline produced by WHO advised against inhaled zanamivir and laninamivir and intravenous peramivir, based on a very low certainty of benefit rather than on evidence of harm [94]. However, they emphasised that this recommendation does not

apply if the causative strain is known or at high risk of being resistant to oseltamivir, nor does it apply to intravenous zanamivir [94]. For intravenous peramivir, they cited a lack of evidence on its effectiveness in improving patient outcomes, but that it may be considered in patients unable to take oral or inhaled neuraminidase inhibitors [94]. Advice regarding when to use zanamivir instead of oseltamivir in the other CMGs was brief, 10% (5/48) recommended zanamivir as an alternative when circulating strains were resistant to oseltamivir [49, 53, 56, 60, 64]. One recommended the use of zanamivir alone, or oseltamivir plus an adamantane when the circulating influenza strain is unknown [49]. Furthermore, 56% (27/48) [52, 55, 57, 59, 61, 66, 68, 72, 73, 75–84, 88–91, 93–96] highlighted that antiviral resistance to amantadine and rimantadine should be considered when treating influenza A (H1N1, pdm09) since the risk of resistance is becoming widespread.

There was little variability in the recommended dosage of neuraminidase inhibitors (oseltamivir and zanamivir) for adults and children (including infants). In adults, the recommended dose of oseltamivir, when available, was consistent at 75 mg twice per day for 5 days (once per day for 10 days for chemoprophylactic use) [49–54, 56, 59, 60,

Table 2 AGREE II quality assessment

Author/organisation	Focus	Year	Language	D1 (%)	D2 (%)	D3 (%)	D4 (%)	D5 (%)	D6 (%)	Overall score (1: low, 7: high)	Evidence type ^a	GRADE used
Ang, B. et al. [49]	A (H1N1)	2009	English	69	47	54	78	54	0	3	E	N
Arbo, A [76].	A (H1N1)	2009	Spanish	36	28	10	78	38	0	2	U	N
Aristizábal, G. et al. [51]	A (H1N1)	2009	Spanish	94	64	29	86	50	0	4	E	N
Capozzi, C. et al. [52]	A (H1N1)	2009	Italian	75	19	28	72	21	0	3	S	N
Cheng, A. C. et al. [53]	A (H1N1)	2009	English	61	56	42	94	25	54	3	C	N
Cojocaru, V. et al. [54]	A (H1N1)	2009	Romanian	50	53	18	61	35	0	2	U	N
Salud Madrid [55]	A (H1N1)	2009	Spanish	78	33	38	69	27	0	3	E	N
Fernández-Cruz, E. et al. [56]	A (H1N1)	2009	Spanish	39	19	7	61	19	0	2	U	N
GTEI [57]	A (H1N1)	2009	Spanish	75	44	71	81	58	50	6	E	N
GPPI [58]	A (H1N1)	2009	Spanish	69	14	67	58	19	8	3	C	N
Hajjar, L. A. et al. [59]	A (H1N1)	2009	English	64	31	35	72	44	0	3	U	N
Mexico [60]	A (H1N1)	2009	Spanish	89	61	67	81	40	54	6	S	Y
El Salvador [61]	A (H1N1)	2009	Spanish	50	6	9	61	60	0	3	U	N
India [62]	A (H1N1)	2009	English	28	6	11	64	48	0	2	U	N
MOH Argentina [63]	A (H1N1)	2009	Spanish	56	17	21	78	58	0	2	S	N
MOH Brazil [64]	A (H1N1)	2009	Portuguese	81	33	26	86	46	0	3	S	N
MOH El Salvador [65]	A (H1N1)	2009	Spanish	72	22	23	78	48	0	3	C	N
MOH Italy [66]	Pandemic influenza	2009	Italian	36	14	8	47	27	0	1	U	N
PAHO [92]	A (H1N1)	2009	English	64	42	47	83	17	0	3	E	N
PAHO (b) [67]	A (H1N1)	2009	English	78	14	18	89	69	4	4	E	N
Picone O. et al. [68]	A (H1N1)	2009	French	83	28	19	72	40	0	3	U	N
Soria, J. et al. [69]	A (H1N1)	2009	Spanish	67	58	42	72	69	67	5	E	N
France [70]	A (H1N1)	2009	French	75	28	10	75	69	0	4	U	N
WHO [71]	A (H1N1)	2009	English	92	56	34	92	85	0	4	C	N
GT-PBE [72]	A (H1N1)	2010	Spanish	86	44	79	81	29	50	6	S	Y
Lee, P. et al. [73]	A (H1N1)	2010	English	42	14	15	72	10	0	2	U	N
MOH Mexico [74]	A (H1N1)	2010	Spanish	28	6	4	64	50	0	2	U	N
Schaberg, T. et al. [75]	A (H1N1)	2010	German	33	31	47	72	40	67	3	S	N
Arbo Sosa, A and Araya S [76].	A (H1N1)	2011	Spanish	25	6	5	28	8	0	1	U	N
Fiore, A. E. et al. [77]	Pandemic influenza	2011	English	81	39	59	75	65	4	4	E	N
Hajjar, A. S. et al. [78]	A (H1N1)	2011	English	64	36	22	78	44	0	3	E	N
Zhong, N. et al. [95]	Pandemic influenza	2011	English	75	36	32	92	38	50	3	S	N
Rodriguez, A. et al. [79]	A (H1N1)	2012	Spanish	97	61	56	81	60	46	5	C	N
Evans, A. G. et al. [80]	A (H7N9)	2013	English	78	56	43	75	31	0	3	S	N
MOH Russia [81]	Pandemic influenza	2013	Russian	75	56	70	56	54	0	3	S	N

Table 2 (continued)

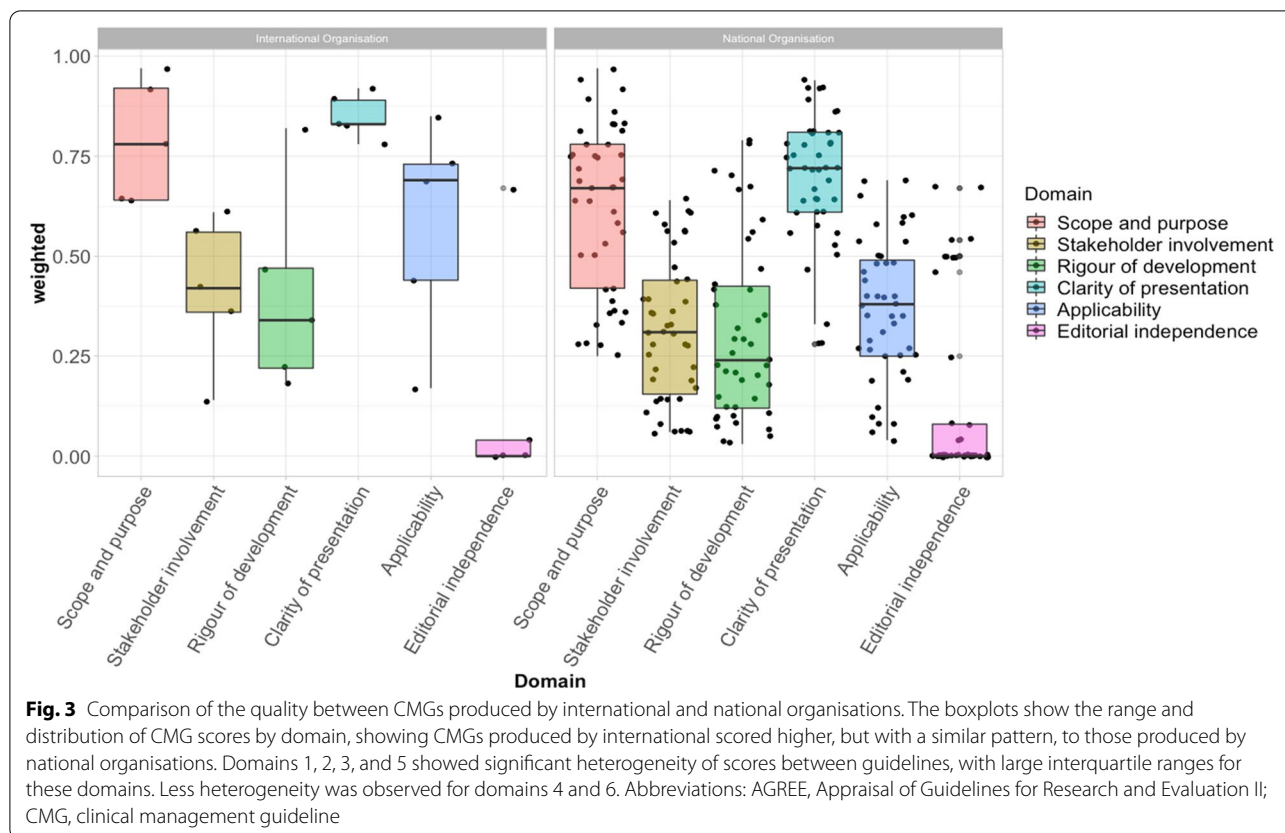
Author/organisation	Focus	Year	Language	D1 (%)	D2 (%)	D3 (%)	D4 (%)	D5 (%)	D6 (%)	Overall score (1: low, 7: high)	Evidence type ^a	GRADE used
Saldías, F [82].	Pandemic influenza	2013	Spanish	42	6	23	64	40	0	2	U	N
García, C. et al. [83]	Pandemic influenza	2014	Spanish	92	61	78	89	48	50	6	S	N
Bin, C. et al. [84]	Pandemic influenza	2016	Chinese	83	39	34	92	6	0	3	E	N
US CDC [96]	Pandemic influenza	2016	English	28	25	13	53	4	0	1	U	N
British Columbia [85]	Pandemic influenza	2017	English	53	31	14	64	33	0	2	U	N
China NHFPC [93]	A (H7N9)	2017	Chinese	58	14	7	56	25	25	1	U	N
JAMRD [86]	Pandemic influenza	2017	Japanese	67	36	29	50	35	4	2	C	N
MOH Colombia [87]	Pandemic influenza	2018	Spanish	83	39	20	67	25	8	3	O+	N
Taiwan CDC [88]	Infl. A	2018	Chinese	64	8	24	92	35	0	3	S	N
China NHFPC [89]	Pandemic infl.	2020	Chinese	67	22	13	81	8	0	3	U	N
Fernandez, O. et al. [90]	Pandemic infl.	2020	Spanish	36	36	21	33	27	0	1	S	N
WHO [94]	Pandemic influenza	2022	English	97	61	82	83	73	67	7	S	Y
MOH Japan [91]	A (H5N1)	-	Japanese	33	11	3	28	13	0	1	U	N

The table presents the CMGs included in the review and the individual domain (D) and overall quality score for each. D1: scope and purpose, D2: stakeholder involvement, D3: rigour of development, D4: clarity of presentation, D5: applicability, D6: editorial independence

Key: D: domain, S: systematic methods, E: expert consensus, C: combination of systematic methods and expert consensus, O: other methods used, U: unclear, Y: yes, N: no

Abbreviations: CDC Centre for Disease Control and Prevention, GRADE The Grading of Recommendation, Assessment, Development and Evaluation, GPPi Grupo Promotor de Políticas Informadas, GTEI Grupo de Estudio de Infecciones en el Paciente Crítico, GT-PBE Grupo de Trabajo de Pediatría Basada en la Evidencia, HCID high-consequence infectious disease, JAMRD Japan Agency for Medical Research and Development, MoH Ministry of Health, NHFPC China National Health and Family Planning Commission, PAHO Pan-American Health Organisation, US United States of America, WHO World Health Organization

^a Methods used to search for evidence



62–64, 66–70, 75, 77–80, 83–85, 87–93, 95], whereas one CMG recommended 15 days [74]. The oseltamivir recommendations for children and infants were also consistent, with recommended dosage based on age and weight (Additional file 4: Table S4.3) [49–54, 56, 59, 60, 62–64, 66–71, 75, 77–80, 83–85, 87–93, 95]. The recommendation for zanamivir was 10 mg inhalation twice per day for 5 days [49, 52, 53, 59, 60, 65–68, 70, 75–78, 82–84, 88–90, 92, 93, 95], or once per day for 10 days for chemoprophylactic use for both adults and children [49, 53, 59, 60, 66, 68, 70, 75–78, 80, 82, 83, 88]. Dosage for other drugs were also recommended but without further indications, such as peramivir (adults: 300–600mg daily, neonates: 6mg/kg, infants: 8mg/kg, and children: 10mg/kg; intravenous, 1–5 days) [84, 86, 88, 89, 93] and umifenovir (200mg, 3 times per day, 5–10 days) [89, 93].

There was generally a consensus in recommendations for pregnant women, 50% (24/48) of CMGs providing advice recommended oseltamivir or zanamivir [49, 51, 53, 54, 56–58, 60, 63–65, 68, 70, 72, 74–77, 82, 83, 87, 88, 90, 96], with some emphasising that pregnant women should only be given the adult dose of oseltamivir if the benefits outweigh the risks [60, 63, 64]. One CMG specifically recommended oseltamivir instead of zanamivir for pregnant women with asthma [58].

Corticosteroids

Sixty-three per cent (30/48) [49–53, 55–58, 60, 61, 63–70, 72, 74–77, 82, 83, 85, 87, 90, 96] of CMGs did not provide any guidance on the use of corticosteroids, 15% (7/48) [54, 81, 84, 86, 89, 91, 93] provided limited guidance, simply suggesting that corticosteroids can be considered but provided no further details. Furthermore, 23% (11/48) advised against the use of corticosteroids [59, 62, 71, 73, 78–80, 88, 92, 94, 95], of these, 72% (8/11) [59, 62, 71, 78, 88, 92, 94, 95] advised that a low dose of corticosteroids can be considered for patients in septic shock. The WHO CMG based their recommendations against use of corticosteroids for influenza on observational studies and noted a lack of RCTs [94]. One CMG provided a list of corticosteroids (e.g. dexamethasone and prednisolone) without indicating when they should be used, the dose, or the duration [81]. In one CMG, corticosteroids (a moderate dose for 2 weeks) were recommended in the early stages of respiratory distress syndrome; however, recommended against corticosteroids in the late stages [54]. Of the CMGs that recommended low-dose corticosteroids for patients in septic shock, three [59, 62, 88] further specified that hydrocortisone should be used, with one specifying 50 mg, IV, four times per day [59]. One CMG recommended that low-dose corticosteroids

be considered for patients with septic shock who require vasopressors, but did not recommend high-dose systematic corticosteroids outside of clinical trials [71].

Antibiotics

Around half of the CMGs (54%, 26/48) recommended antibiotics if a patient shows clinical signs of bacterial pneumonia or secondary bacterial infection [50, 51, 54, 56, 59–62, 65, 68, 69, 71–74, 77–79, 81, 87–89, 91–93, 96]. Forty-two per cent (20/48) [49, 52, 55, 57, 58, 63, 64, 66, 67, 70, 75, 76, 80, 82–86, 90, 95] did not provide any guidance on antibiotics usage, whereas, 4% (2/48) [53, 94] advised against the routine use of antibiotics for influenza-like illness. The recent CMG by WHO recommended not to administer macrolides for the treatment of influenza (citing very low quality of evidence) [94]. The CMGs with empirical antibiotic recommendations advised that they should be directed at bacterial pathogens commonly associated with influenza such as *Streptococcus pneumoniae*, *Staphylococcus aureus*, and *Haemophilus influenzae* [50, 73, 74].

Supportive care recommendations

There were limited and varied recommendations on supportive care (Additional file 1: Table S4.2). Most commonly, oxygen therapy was addressed in 56% (27/48) of CMGs [50–52, 54, 59, 61, 62, 65, 67–71, 73–75, 79–81, 86, 87, 89, 91, 92, 95, 96]. Oxygen therapy guidance was frequently brief, indicating supplemental oxygen as required to correct hypoxaemia based on clinical condition (severity and oxygen saturation monitoring by pulse oximetry), to maintain a level of pulse oxygen saturation (SpO₂) above 90%. For pregnant women, three CMGs specified that oxygen saturation level should be maintained at 92–95% [65, 71, 95]. Only 27% (13/48) of CMGs briefly addressed fluid therapy recommendations [50–52, 54, 59, 61, 62, 65, 67, 82, 87, 92, 95], mainly recommending to maintain proper fluid and electrolyte balance to prevent dehydration for hospitalised and at-home care, without further guidance. Furthermore, 54% (26/48) provided details on at-home care, including analgesic and antipyretics (acetaminophen, paracetamol) for the management of fever or pain and appropriate hydration [50, 51, 55–57, 60–62, 64, 65, 67, 69, 70, 72, 74, 76, 78, 81–83, 85, 87, 89, 92, 95, 96].

Discussion

Our review highlights the limited global availability of high-quality, up-to-date pandemic influenza CMGs. Although there were a few high-quality CMGs, these were generally produced in high-income or upper-middle-income settings. There were limited CMGs identified from lower-resourced settings which are particularly

vulnerable to influenza outbreaks, due to limited health-care systems and high burden of co-existing diseases such as HIV [98]. During the COVID-19 pandemic, we witnessed how limited infrastructure and lack of access to new technologies and resources, was a barrier for implementation of supportive care, particularly in lower-resourced settings [99]. Additionally, how any setting and health-care system can become lower resourced during a pandemic [99]. There is a lack of CMGs providing supportive care and treatment recommendations for different at-risk populations such as infants, children, pregnant women, older people and people living with HIV, populations often at higher risk of more severe illness and complications [100]. This may indicate inequity in inclusion of these populations in treatment trials [101]. This is in line with findings from systematic reviews of SARS, MERS and COVID-19 CMGs [33].

Although there was a general consensus in the CMGs on antiviral treatment recommendations for adults and children, there were limited and heterogeneous host-directed, supportive care recommendations provided. The corticosteroid recommendations varied, whilst many CMGs did not provide any guidance on corticosteroids; others, including the most recently developed CMG, advised against administering it [59, 62, 71, 73, 78–80, 88, 92, 94, 95], with a few recommending a low-dose corticosteroid to patients with septic shock [59, 62, 71, 78, 88, 92, 95] or early respiratory distress syndrome [54, 71, 88, 89]. Although there are studies indicating that corticosteroid use may increase mortality and ICU length of stay in patients with influenza [102–104].

Determining the role of oseltamivir is an urgent unmet research need, especially given its cost and widespread use, and adverse reactions [105]. The rapid emergence of antiviral resistance [106] further emphasises the need for a more diverse range of treatments. Whilst there are some anti-influenza therapeutics currently undergoing clinical trials, there are few treatments licensed for use globally [107]. The limited, varied and at times contradictory guidance available illustrates an urgent need for clinical trials to identify optimal treatment strategies, inclusive of the whole population.

Similarly, a review of early pandemic COVID-19 CMGs found inconsistencies in treatment recommendations among CMGs, whereas in some recommended experimental treatments (e.g. hydroxychloroquine), others specified that these should only be used as part of clinical trials [32, 108]. Clinical trials are key for identifying if treatments are effective. Non-evidence-based recommendations and heterogeneous treatment recommendations may not only be ineffective, but potentially harmful to patients, and in addition a barrier to the implementation of trials. Further consideration,

especially in lower-resourced settings is the utility cost of recommending ineffective treatments. A survey on the implementation of COVID-19 CMGs early during the pandemic identified limited access to supportive care, such as oxygen, especially in low-income countries [99]. For emerging infections where the evidence base may be limited, effective supportive care can improve survival rates, therefore, it is important that CMGs providing evidence-based supportive care recommendations for whole populations are accessible and implementation-supported [18]. Ensuring that CMGs are up to date is crucial to sustain their evidence-base, validity, and credibility; yet most CMGs were produced in response to the H1N1 pandemic (2009) and only one had been updated more recently [94]. Guideline development frameworks recommend regular reviews and CMG updates, every three to 5 years [109]. For emerging infectious diseases, such as influenza and COVID-19 where the epidemiology and new evidence may change rapidly, guidelines need to be flexible and adaptive [33]. Moreover, it is important to not overlook the quality of the CMGs. The low-quality scores in some CMGs may be due to the lack of or limited information presented. Yet, high-quality guidelines contain rigorous methodologies which guideline developers should acknowledge and adopt to facilitate the production of thoroughly produced evidence-based guidelines.

Developing evidence-based CMGs is resource intensive, requiring wide stakeholder engagement, and evidence appraisals, and resources for regular reviews and updates. The low quality of many of the guidelines indicates that this may be beyond the resources available in many nations. The guidelines produced by international organisations that can be adapted and adopted globally may provide a more feasible, robust, and sustainable model. To achieve this, guidelines must be tailored for different regions' endemicity, risk factors, and drug resistance. Global coordination will reduce the risk of proliferation of heterogenous CMGs with limited scope and value and save valuable resources.

Our study is not without limitations. Although substantial efforts were made to identify CMGs, including targeted searches in different languages, there is still a possibility that some local CMGs were not retrieved. This may partly explain the limited CMGs from low-income countries and the WHO African region especially. Some of the included guidelines were of limited scope, however, after much discussion involving clinicians and global collaborators, these guidelines were included, as they reflect the limited guidance available to clinicians. Despite identifying diverse CMGs in multiple languages, due to translations some nuances of the CMGs may have been lost. Nonetheless, using a diverse team and a combination of search methods, a

wide range of CMGs were identified which highlighted concerning gaps in the availability, inclusivity, scope, and quality of available CMGs. Additionally, although the AGREE II tool assesses the methodological quality of CMGs, it does not assess the validity of the treatment recommendations. Despite these limitations, our review identified concerning gaps in the availability and standardisation of pandemic influenza CMGs and limited treatment and supportive care recommendations. The recently updated CMG by WHO addresses some of these limitations, but also highlights that the evidence base is still lacking [94]. Clinical management guidelines are key tools for guiding clinical decision-making, and standardising care to optimise patient outcomes. The COVID-19 pandemic has illustrated the need for rapid clinical management guidance, even when the evidence is scarce. Close collaboration between CMG developers and wider stakeholders such as clinical trial networks, and healthcare professionals should be considered as part of guideline development frameworks for the rapid identification of new evidence and to identify clinical questions in need of an update.

Conclusions

Our data highlights the limited availability of high-quality, up-to-date pandemic influenza CMGs globally, especially in LMICs. Most of those identified were of limited quality, scope, and inclusivity. The most recent guideline updated this year shows that the evidence-base to support antiviral treatment recommendations is still limited. Our data highlights a need for updating of existing pandemic influenza guidelines, to ensure they provide the latest evidence-based recommendations, inclusive of different at-risk populations. There is a clear role for an improved framework for CMG development, including mechanisms for regular review updates, and dissemination to improve access to evidence-based care recommendations for different at-risk populations. A 'living guideline' framework is recommended.

Our data shows an urgent need for trials into effective supportive care, host-directed and antiviral treatment strategies and for new evidence to be incorporated into globally accessible guidelines, to benefit patient outcomes. Moreover, research into the implementation of CMGs in lower-resourced settings.

Abbreviations

AGREE: Appraisal of Guidelines for Research and Evaluation II; CDC: Centre for Disease Control and Prevention; CMG: Clinical Management Guidelines; EVD: Ebola virus disease; GPPI: Grupo Promotor de Políticas Informadas; GRADE: The Grading of recommendations, assessment, development and evaluation; GTEI: Grupo de Estudio de Infecciones en el Paciente Crítico; GT-PBE: Grupo de Trabajo de Pediatría Basada en la Evidencia; HCID: High-consequence infectious

diseases; HFNC: High-flow nasal cannula; HIC: High-income country; ISARIC: International Severe Acute Respiratory and Emergency Infection Consortium; JMARD: Japan Agency for Medical Research and Development; LMIC: Low- and middle-income countries; MoH: Ministry of Health; NHFPC: China National Health and Family Planning Commission; NIV: Non-invasive ventilation; PAHO: Pan-American Health Organisation; PRISMA: Preferred Reporting Items for Systematic Reviews and Meta-Analyses; PROSPERO: International prospective register of systematic reviews; RCT: Randomised control trials; SR: Systematic review; TRIP: Turning Research Into Practice; UMIC: Upper-middle-income country; US: United States of America; WHO: World Health Organization.

Supplementary Information

The online version contains supplementary material available at <https://doi.org/10.1186/s12916-022-02616-6>.

Additional file 1: Details of the search strategy. **S1.1.** Database search strategy. **S1.1.2.** Updated database search strategy. **S1.2.** Google scholar search strategy. **S1.2.2.** Updated google scholar search strategy. **S1.3.** Google engine search strategy.

Additional file 2: Data extraction form. **S2.1.** Data extraction form.

Additional file 3: Additional figure Figure S3.1. PRISMA diagram

Additional file 4: Additional tables Table S4.1. Characteristics of identified CMGs. **Table S4.2.** CMG recommendations for treatment and supportive care. **Table S4.3.** Oseltamivir treatment and chemoprophylactic doses for children and infants.

Acknowledgements

Thanks to the ISARIC Global Support Centre for logistical and administrative support and all the members of the ISARIC Global Clinical Research Networks who completed the survey.

Authors' contributions

IR, MM, VC and LS led on the writing of the manuscript with input from all co-authors. EH and VC led on developing the search strategy and EH on the database and guideline repository searches. MM, IR, VC, SL, and EC led the grey literature searches. IR, MM, AO, and EC screened the retrieved articles for inclusion. EC, MM, IR, RJ, AO, and VB extracted the data and completed the risk of bias analyses. MM, IR, SL, VC, AD, DD, and LS led the data analysis, interpretation, and presentation of the findings. PWH and LS provided overall supervision, leadership, and advice. All authors reviewed and approved the final version of the manuscript.

Funding

This work was supported by the UK Foreign, Commonwealth and Development Office, Wellcome Trust [215091/Z/18/Z], the Bill & Melinda Gates Foundation [OPP1209135] and the EU FP7 project PREPARE (602525).

Availability of data and materials

The dataset supporting the conclusions of this article are available in "influenza" repository on Github, [DOI: <https://github.com/samlipworth/influenza>].

Declarations

Ethics approval and consent to participate

Not applicable

Consent for publication

Not Applicable

Competing interests

All authors have completed the ICMJE uniform disclosure form. Peter Hart is a senior research advisor and Helen Groves is a research manager at the Wellcome Trust, which provided part of the funding for this work, but, neither had a role in study design, data collection, data analysis, and data interpretation. PH and HG had a role in writing the report but do not stand to materially

benefit from the work. Wellcome supports a range of research funding activities including awards made to ISARIC.

Author details

¹International Severe Acute Respiratory and Emerging Infection Consortium, Pandemic Sciences Institute, University of Oxford, Oxford OX3 7LG, UK. ²Bristol Medical School, University of Bristol, Bristol BS8 1TL, UK. ³Oxford University Hospitals NHS Foundation Trust, Oxford OX3 9DU, UK. ⁴Nuffield Department of Medicine, University of Oxford, Oxford OX3 7BN, UK. ⁵Bodleian Health Care Libraries, University of Oxford, Oxford OX3 9DU, UK. ⁶Department of Veterinary Medicine, University of Cambridge, Cambridge CB2 1TN, UK. ⁷Imperial University, London SW7 2BX, UK. ⁸Wellcome Trust, London NW1 2BE, UK. ⁹Liverpool School of Tropical Medicine, Liverpool L3 5QA, UK. ¹⁰National Institute for Communicable Diseases, Johannesburg, South Africa.

Received: 10 January 2022 Accepted: 19 October 2022

Published online: 07 November 2022

References

1. Feehan J, Apostolopoulos V. Is COVID-19 the worst pandemic? *Maturitas*. 2021;149:56–8.
2. Simonsen L, Spreeuwenberg P, Lustig R, Taylor RJ, Fleming DM, Kroneman M, et al. Global Mortality Estimates for the 2009 influenza pandemic from the GLaMOR project: a modeling study. *PLoS Med*. 2013;10:e1001558.
3. WHO Coronavirus (COVID-19) Dashboard. <https://covid19.who.int>. Accessed 11 May 2022.
4. Sigfrid L, Cevik M, Jesudason E, et al. What is the recovery rate and risk of long-term consequences following a diagnosis of COVID-19? A harmonised, global longitudinal observational study protocol. *BMJ Open*. 2021;11:e043887. <https://doi.org/10.1136/bmjopen-2020-043887>.
5. Fraser E. Long term respiratory complications of COVID-19. *BMJ*. 2020;370:m3001.
6. Zhang P, Li J, Liu H, Han N, Ju J, Kou Y, et al. Long-term bone and lung consequences associated with hospital-acquired severe acute respiratory syndrome: a 15-year follow-up from a prospective cohort study. *Bone Res*. 2020;8:8.
7. Michelen M, Manoharan L, Elkheir N, Cheng V, Dagens A, Hastie C, et al. Characterising long COVID: a living systematic review. *BMJ Glob Health*. 2021;6:e005427.
8. Global Preparedness Monitoring Board. A World at Risk: GPMB 2019 Annual Report. A World at Risk: GPMB 2019 Annual Report. <https://www.gpmb.org/annual-reports/annual-report-2019>. Accessed 20 Oct 2021.
9. Morens DM, Taubenberger JK. The mother of all pandemics is 100 years old (and going strong)! *Am J Public Health*. 2018;108:1449–54.
10. Pandemic Influenza Risk Management WHO Guidance. 2017. <https://apps.who.int/iris/bitstream/handle/10665/259893/WHO-WHE-IHM-GIP-2017.1-eng.pdf?sequence=1>.
11. Savage N. The push for better flu therapies. *Nature*. 2019;573:S54–5.
12. Butler CC, van der Velden AW, Bongard E, Saville BR, Holmes J, Coenen S, et al. Oseltamivir plus usual care versus usual care for influenza-like illness in primary care: an open-label, pragmatic, randomised controlled trial. *Lancet*. 2020;395:42–52.
13. Torres A, Loeches I-M, Sligl W, Lee N. Severe flu management: a point of view. *Intensive Care Med*. 2020;46:153–62.
14. Lampejo T. Influenza and antiviral resistance: an overview. *Eur J Clin Microbiol Infect Dis Off Publ Eur Soc Clin Microbiol*. 2020;39:1201–8.
15. Bisset AT, Hoynes GF. Evolution and adaptation of the avian H7N9 virus into the human host. *Microorganisms*. 2020;8:778.
16. Song W, Qin K. Human-infecting influenza A (H9N2) virus: a forgotten potential pandemic strain? *Zoonoses Public Health*. 2020;67:203–12.
17. WHO urges equitable COVID-19 vaccine access to widen reach in Africa. WHO | Regional Office for Africa. <https://www.afro.who.int/news/who-urges-equitable-covid-19-vaccine-access-widen-reach-africa>. Accessed 2 July 2021.

18. Uyeki TM, Mehta AK, Davey RT, Liddell AM, Wolf T, Vetter P, et al. Clinical Management of Ebola Virus Disease in the United States and Europe. *N Engl J Med*. 2016;374:636–46.
19. Mulangu S, Dodd LE, Davey RT, Tshiani Mbaya O, Proschan M, Mukadi D, et al. A randomized, controlled trial of Ebola virus disease therapeutics. *N Engl J Med*. 2019;381:2293–303.
20. Kuriakose S, Singh K, Pau AK, Daar E, Gandhi R, Tebas P, et al. Developing treatment guidelines during a pandemic health crisis: lessons learned from COVID-19. *Ann Intern Med*. 2021. <https://doi.org/10.7326/M21-1647>.
21. Gill D, Baker EH, Hitchings AW. We need clinical guidelines fit for a pandemic. *BMJ*. 2021;373:n1093.
22. Walker K, Cohen C, Kim E. Rapid, relevant clinical guidelines in a pandemic: one institution's experience. *Chest*. 2020;158:A1348.
23. Institute of Medicine. *Clinical Practice Guidelines We Can Trust*. Washington, D.C.: The National Academies Press; 2011. <https://doi.org/10.17226/13058>.
24. World Health Organization. *WHO handbook for guideline development*. 2nd ed; 2014. <https://www.who.int/publications-detail-redirect/9789241548960>
25. Woolf SH, Grol R, Hutchinson A, Eccles M, Grimshaw J. Potential benefits, limitations, and harms of clinical guidelines. *BMJ*. 1999;318:527–30.
26. *Clinical Guidelines and Standardization of Practice to Improve Outcomes* | ACOG. <https://www.acog.org/clinical/clinical-guidance/committee-opinion/articles/2019/10/clinical-guidelines-and-standardization-of-practice-to-improve-outcomes>. Accessed 15 Mar 2021.
27. Lesho EP, Myers CP, Ott M, Winslow C, Brown JE. Do Clinical Practice Guidelines Improve Processes or Outcomes in Primary Care? *Mil Med*. 2005;170:243–6.
28. Opoka RO, Ssemata AS, Oyang W, Nambuya H, John CC, Karamagi C, et al. Adherence to clinical guidelines is associated with reduced inpatient mortality among children with severe anemia in Ugandan hospitals. *PLoS One*. 2019;14:e0210982.
29. Sigfrid L, Perfect C, Rojek A, Longuere K-S, Lipworth S, Harriss E, et al. A systematic review of clinical guidelines on the management of acute, community-acquired CNS infections. *BMC Med*. 2019;17:170.
30. Roth GA, Emmons-Bell S, Alger HM, Bradley SM, Das SR, de Lemos JA, et al. Trends in Patient Characteristics and COVID-19 In-Hospital Mortality in the United States During the COVID-19 Pandemic. *JAMA Netw Open*. 2021;4:e218828.
31. Gray WK, Navaratnam AV, Day J, Wendon J, Briggs TWR. Changes in COVID-19 in-hospital mortality in hospitalised adults in England over the first seven months of the pandemic: An observational study using administrative data. *Lancet Reg Health Eur*. 2021;5:100104.
32. Dagens A, Sigfrid L, Cai E, Lipworth S, Cheng V, Harris E, et al. Scope, quality, and inclusivity of clinical guidelines produced early in the COVID-19 pandemic: rapid review. *BMJ*. 2020;369:m1936.
33. Lipworth S, Rigby I, Cheng V, et al. From severe acute respiratory syndrome (SARS) and Middle East respiratory syndrome (MERS) to coronavirus disease 2019 (COVID-19): a systematic review of the quality and responsiveness of clinical management guidelines in outbreak settings [version 1; peer review: 1 approved with reservations]. *Wellcome Open Res*. 2021;6:170. <https://doi.org/10.12688/wellcomeopenres.16735.1>.
34. Higgins J, Thomas J, Chandler J, Cumpston M, Li T, Page M, et al. *Cochrane Handbook for Systematic Reviews of Interventions* version 6.3(updated February 2022). *Cochrane*. 2022.
35. Page MJ, McKenzie JE, Bossuyt PM, Boutron I, Hoffmann TC, Mulrow CD, et al. The PRISMA 2020 statement: an updated guideline for reporting systematic reviews. *BMJ*. 2021;372:n71.
36. Dagens A, Horby P, Jacobs S, Blumberg L, Sterne J, Kyobe-Basa H, et al. A systematic review of the availability, quality, and inclusivity of supportive care guidelines in the management of high consequence infectious disease. *PROSPERO 2020 CRD42020167361*. 2020. https://www.crd.york.ac.uk/prospere/display_record.php?ID=CRD42020167361.
37. Al Hajjar S, McIntosh K. The first influenza pandemic of the 21st century. *Ann Saudi Med*. 2010;30:1–10.
38. Centers for Disease Control and Prevention. *Pandemic Influenza*. 2020. <https://www.cdc.gov/flu/pandemic-resources/index.htm>.
39. International Severe Acute Respiratory and emerging Infection Consortium. ISARIC. <https://isaric.org/>. Accessed 7 Jan 2021.
40. WHO Guidelines. <https://www.who.int/publications/who-guide-lines>. Accessed 10 May 2022.
41. Centers for Disease Control and Prevention. *Clinical Care Considerations Clinical considerations for care of children and adults with confirmed COVID-19*. United States of America: Centers for Disease Control and Prevention; 2020. <https://www.cdc.gov/coronavirus/2019-ncov/hcp/clinical-care/clinical-considerations-index.html>.
42. Ouzzani M, Hammady H, Fedorowicz Z, Elmagarmid A. Rayyan—a web and mobile app for systematic reviews. *Syst Rev*. 2016;5:210.
43. Johnston A, Kelly SE, Hsieh S-C, Skidmore B, Wells GA. Systematic reviews of clinical practice guidelines: a methodological guide. *J Clin Epidemiol*. 2019;108:64–76.
44. R Core Team. *R: A language and environment for statistical computing*. Vienna. <https://www.R-project.org/>: R Foundation for Statistical Computing; 2022.
45. Lipworth S, Michelen M. *Influenza*. United States of America: GitHub; 2021. <https://github.com/samilipworth/influenza>.
46. Wickham H. *ggplot2: Elegant Graphics for Data Analysis*. New York. ISBN 978-3-319-24277-4, <https://ggplot2.tidyverse.org>: Springer-Verlag; 2016.
47. Brouwers MC, Kho ME, Browman GP, Burgers JS, Cluzeau F, Feder G, et al. AGREE II: advancing guideline development, reporting and evaluation in health care. *Can Med Assoc J*. 2010;182:E839–42.
48. Hoffmann-Eßer W, Siering U, Neugebauer EAM, Brockhaus AC, McGauran N, Eikermann M. Guideline appraisal with AGREE II: online survey of the potential influence of AGREE II items on overall assessment of guideline quality and recommendation for use. *BMC Health Serv Res*. 2018;18:143.
49. Hospital Influenza Workgroup Singapore. Management of novel influenza epidemics in Singapore: consensus recommendations from the Hospital Influenza Workgroup (Singapore). *Singap Med J*. 2009;50:567–80.
50. Arbo A. *Influenza A (H1N1) (influenza porcina) Abordaje y Tratamiento ((swine flu) Approach and Treatment)*. 2009. <https://www.msps.gov.py/dependencias/mt/adjunto/21ee2b-influenzaAH1N1INFLUENZAPORCINA.pdf>.
51. Ministry of Health and Social Protection, Republic of Colombia. Protocolo de atención y manejo de casos de infección por virus pandémico AH1N1/09 y sus contactos (Protocol for care and management of cases of infection by pandemic virus AH1N1/09 and their contacts). 2009. <https://www.minsalud.gov.co/sites/rid/Lists/BibliotecaDigital/RIDE/VS/ED/VSP/protoco-atencion-manejo-casos-h1n1.pdf>.
52. Capozzi C, Panà A, Dipartimento di Sanità Pubblica null. Influenza A (H1N1): proposed guideline for hospital management of confirmed or suspected cases. *Ig E Sanita Pubblica*. 2009;65:139–56.
53. Cheng AC, Dwyer DE, Kotsimpos ATC, Starr M, Korman TM, Buttery JP, et al. Summary of the Australasian Society for Infectious Diseases and the Thoracic Society of Australia and New Zealand guidelines: treatment and prevention of H1N1 influenza 09 (human swine influenza) with antiviral agents. *Med J Aust*. 2009;191:142–5.
54. Ministry of Occupational Health and Social Protection, Government of the Republic of Moldova. Ghid practic de management al complicațiilor severe ale Gripei pandemice cu virusul de tip nou A (H1N1) (Practical guide to the management of severe complications of pandemic influenza A (H1N1) virus). 2009. <http://msmps.gov.md/wp-content/uploads/2020/06/4955-Ghid-gripa20pandemica.pdf>.
55. Salud Madrid. Recomendaciones para la atención sanitaria de los pacientes pediátricos con infección por el virus pandémico (h1n1) 2009 (Recommendations for the care of pediatric patients with pandemic (h1n1) 2009 virus infection). 2009. <https://www.analesdepediatría.org/es-recomendaciones-sobre-el-tratamiento-gripe-articulo-resumen-S1695403309006948>.
56. Fernández-Cruz E, Sánchez-Ramón S, Alecsandru D, Carbone J, Gil J, Rodríguez-Sainz C, et al. Recomendaciones de Prevención y Manejo de la Gripe A/H1N1 para pacientes con Enfermedades de base Inmunológica (Recommendations for the Prevention and Management of Influenza A/H1N1 for patients with Immune-based Diseases). 2009. <https://www.aefat.es/index.php/recursos/documentos-clinicos?download=48:manejo-de-la-gripe-a-en-inmunodeprimidos>.

57. Sociedad Española de Medicina de Familia y Comunitaria. Recomendaciones para profesionales sobre el manejo diagnóstico y terapéutico de infección por el virus de la influenza tipo a (h1n1) y la organización de la asistencia (Recommendations for professionals on the diagnostic and therapeutic management of influenza type a (h1n1) virus infection and the organization of care). 2009. <https://www.semfy.com/wp-content/uploads/2016/05/gripev13.pdf>.
58. Ministerio de Salud, Instituto de Investigaciones Epidemiológicas. Influenza tipo A (H1N1) en embarazadas (Influenza type A (H1N1) in pregnant women). 2009. http://www.epidemiologia.anm.edu.ar/wp-content/uploads/2017/11/pandemia_embarazadas.pdf.
59. Hajjar LA, Schout D, Galas FRBG, Uip DE, Levin ASS, Filho HHC, et al. Guidelines on Management of Human Infection with the Novel Virus Influenza A (H1N1) – A Report from the Hospital das Clínicas of the University of São Paulo. *Clin Sao Paulo Braz*. 2009;64:1015–24.
60. Cruz A, Casimiro V, Guerra R, Ramos R, Murillo C, Micete A, et al. Prevención, Diagnóstico y Tratamiento del virus de la Influenza A Porcina H1N1 (Prevention, Diagnosis and Treatment of the H1N1 Swine Influenza virus). 2009. <https://es.readkong.com/page/guia-de-practica-clinica-preliminar-9749212>.
61. Guía Operativa para el abordaje integral de los Pacientes durante la Posible Pandemia de Influenza Porcina (Operational Guide for the comprehensive approach to Patients during the possible pandemic of Swine Influenza). 40. <https://pesquisa.bvsalud.org/portal/resource/pt/des-16257>.
62. Ministry of Health and Family Welfare, Government of India. Pandemic Influenza A H1N1 Clinical management Protocol and Infection Control Guidelines. 2009. <https://main.mohfw.gov.in/sites/default/files/2366426352.pdf>.
63. Ministerio de Salud, Argentina. Recomendaciones Sanitarias para el Equipo de salud (Sanitary Recommendations for the Health Team). 2009. <http://www.centromedicomdp.org.ar/media/b90c1a00-f8af-44e1-be61-502132f16f98-Gripe%20A.pdf>.
64. Ministério Da Saúde, Brazil. Protocolo para o enfrentamento à pandemia de influenza pandêmica (h1n1) 2009: ações da atenção primária à saúde (Protocol to face the pandemic influenza pandemic (h1n1) 2009: actions of primary health care). 2009. http://bvsms.saude.gov.br/bvs/publicacoes/protocolo_enfrentamento_influenza_2009.pdf.
65. Ministerio de Salud Pública y Asistencia. Lineamientos actualizados para el manejo del virus pandémico (H1N1) 2009 en humanos (Updated guidelines for the management of the pandemic (H1N1) 2009 virus in humans). 2009. http://asp.salud.gov.sv/virus_gripeA_H1N1/pdf/LineamientosH1N1.pdf.
66. Ministero della Salute, Italy. Aggiornamento della indicazioni relative all'impiego dei farmaci antivirali per l'influenza da virus influenzale A (H1N1)v (Update of the indications relating to the use of antiviral drugs for influenza A (H1N1) influenza virus v). 2009. <https://www.trova.norme.salute.gov.it/>.
67. Pan-American Health Organisation. General recommendations for clinical management of influenza H1N1 infection cases. https://www.paho.org/hq/dmdocuments/2009/clinical_mngmet_AH1N1.pdf.
68. Picone O, Ami O, Vauloup-Fellous C, Martinez V, Guillet M, Dupont-Bernabé C, et al. Pandemic influenza A H1N1 2009 flu during pregnancy: Epidemiology, diagnosis and management. *J Gynecol Obstet Biol Reprod (Paris)*. 2009;38:615–28.
69. Peru Ministry of Health. Nueva Influenza A H1N1 Guía para su manejo (New Influenza A H1N1 Guide for its management). 2009. <http://bvs.minsa.gob.pe/local/minsa/2420.pdf>.
70. SPILT, CMIT, CNGOF, SFAR, Medecine Perinatale. Conduite à tenir pour les femmes enceintes en cas d'épidémie de grippe A (H1N1) (What to do for pregnant women in the event of an influenza A (H1N1) epidemic). France: Société Française d'Anesthésie et de Réanimation; 2009. https://sfar.org/wp-content/uploads/2015/08/grippegrossessecat_sfarngof110909.pdf.
71. World Health Organization. Clinical management of human infection with pandemic (H1N1) 2009: revised guidance. 2009.
72. Asociación Española de Pediatría. Informe técnico en Pediatría sobre la gripe pandémica A (H1N1) | Asociación Española de Pediatría (Technical report in Pediatrics on pandemic influenza A (H1N1)). 2009. https://www.aeped.es/sites/default/files/documentos/informe_tecnico_gripe.pdf.
73. Lee P-I, Lin T-Y, Hsieh K-S, Shyur S-D, Hsia S-H, Huang Y-F, et al. Recommendations for the Management of Children with H1N1 Novel Influenza Infection. *Pediatr Neonatol*. 2010;51:1–4.
74. Secretaría de Salud. Guía de manejo de influenza A (H1N1) (Influenza A (H1N1) Management Guide). 2010. <https://www.medigraphic.com/pdfs/facmed/un-2010/un102e.pdf>.
75. Schaberg T, Bauer T, Dalhoff K, Ewig S, Köhler D, Pletz M, et al. Management of a new influenza A/H1N1 virus pandemic within the hospital: statement of the German Society of Pneumology. *Pneumol Stuttg Ger*. 2009;63:417–25.
76. Sosa A, Araya S. Guía para manejo de pacientes pediátricos con infección por el virus de inmunodeficiencia humana e influenza h1n1 (Guidelines for the management of pediatric patients with human immunodeficiency virus infection and influenza h1n1). 2011. <https://www.mspbs.gov.py/dependencias/imt/adjunto/466c10-GuiaparamajodeptospediaticosporelvirusdeVIHeinfluenza.pdf>.
77. Fiore AE, Fry A, Shay D, Gubareva L, Bresee JS, Uyeky TM, et al. Antiviral agents for the treatment and chemoprophylaxis of influenza --- recommendations of the Advisory Committee on Immunization Practices (ACIP). *MMWR Recomm Rep Morb Mortal Wkly Rep Recomm Rep*. 2011;60:1–24.
78. Al Hajjar S, Malik MR, Hdlaj Z, El Bushra H, Opoka M, Mafi AR. Clinical management guidelines for pandemic [H1N1] 2009 virus infection in the Eastern Mediterranean Region: technical basis and overview. *East Mediterr Health J*. 2011;(17):342–8.
79. Rodríguez A, Álvarez-Rocha L, Sirvent JM, Zaragoza R, Nieto M, Arenzana A, et al. Recomendaciones del Grupo de Trabajo Enfermedades Infecciosas (GTE) de la Sociedad Española de Medicina Intensiva, Crítica y Unidades Coronarias (SEMICYUC) y el Grupo de Estudio de Infecciones en el Paciente Crítico (GEIPC) de la Sociedad Española de Enfermedades Infecciosas y Microbiología clínica (SEIMC) para el diagnóstico y tratamiento de la gripe A/H1N1 en pacientes adultos graves hospitalizados en las Unidades de Cuidados Intensivos (Recommendations of the Infectious Diseases Working Group (GTE) of the Spanish Society of Intensive and Critical Medicine and Coronary Units (SEMICYUC) and the Study Group of Infections in Critical Patients (GEIPC) of the Spanish Society of Infectious Diseases and Clinical Microbiology (SEIMC) for the diagnosis and treatment of influenza A/H1N1 in seriously ill adult patients hospitalized in Intensive Care Units). *Med Intensiva*. 2012;36:103–37.
80. Association of Medical Microbiology and Infectious Disease Canada. Interim Guidance for Antiviral Prophylaxis and Treatment of Influenza Illness due to Avian Influenza A(H7N9) Virus. 2013. https://www.ammi.ca/Content/Guidelines/revised_h7n9_antiviral_guidance_july_16_2013_final.pdf.
81. ФГБУ НИИ гриппа МЗ РФ. КЛИНИЧЕСКИЕ РЕКОМЕНДАЦИИ (ПРОТОКОЛ ЛЕЧЕНИЯ) ОКАЗАНИЯ МЕДИЦИНСКОЙ ПОМОЩИ ДЕТЯМ БОЛЬНЫМ ГРИППОМ (Clinical recommendations (treatment protocol) for providing medical care to children with influenza). 2013. <http://niidi.ru/dotAsset/cd4b4cf7-5848-45fa-a888-1d6b55f198bf.pdf>.
82. Saldías PF. Recomendaciones para el diagnóstico, manejo y prevención de la influenza en Chile: Período 2013 (Recommendations for the diagnosis, management and prevention of influenza in Chile: Period 2013). *Rev Chil Enfermedades Respir*. 2013;29:31–8.
83. Ministry of Health, Government of Chile. Guía de práctica clínica prevención, diagnóstico y manejo clínico de casos de influenza (Clinical practice guide prevention, diagnosis and clinical management of cases of influenza). 2014. https://diprece.minsa.cl/wrdprss_minsa/wp-content/uploads/2015/02/GUIA-CLINICA-INFLUENZA-2014.pdf.
84. Wang, C, Shen K. 流行性感冒抗病毒药物治疗与预防应用 中国专家共识 (Chinese Expert Consensus on Treatment and Prevention of Influenza Antiviral Drugs). 2016. <http://qkylxjcyj.cn/>.
85. British Columbia Government. RN and RPN Decision Support Tool (Clinical Practice Guidelines) for Identification and Early Treatment of Influenza-Like Illness (ILI) Symptoms during an Influenza Pandemic in the Absence of a Medical Practitioner or Nurse Practitioner. 2017. https://www2.gov.bc.ca/assets/gov/health/about-bc-s-health-care-system/office-of-the-provincial-health-officer/reports-publications/decision_support_tool-rn_rpn-pandemic_influenza_like_illness_clinical_care_guidelines.pdf.

86. Japan Ministry of Health, Labour and Welfare. 成人の新型インフルエンザ治療ガイドライン (Adult H1N1 Treatment Guidelines). 2017. <https://www.mhlw.go.jp/file/06-Seisakujouhou-10900000-Kenkoukyoku/0000190793.pdf>.
87. Ministry of Health, Government of Colombia. Lineamientos para la prevención, diagnóstico, manejo y control de casos de Influenza (Guidelines for the prevention, diagnosis, management and control of cases of Influenza). 2018. <https://www.minsalud.gov.co/sites/rid/Lists/BibliotecaDigital/RIDE/VS/PP/lineamientos-prevencion-diagnostico-manejo-control-casos-influenza.pdf>.
88. Taiwan CDC. 新型 A 型流感臨床診療指引 (Guidelines for Clinical Diagnosis and Treatment of Novel Influenza A). 2018. https://www.cdc.gov.tw/File/Get/w39TXZySLXBy5_kc5Tf0NA.
89. China National Health and Family Planning Commission (China NHFPC). 流感诊断和治疗指南(2020年)(Guidelines for Diagnosis and Treatment of Influenza (2020)). 2020. http://www.gov.cn/zhengce/zhengceku/2020-11/05/content_5557639.htm.
90. Fernandez O, Anez A, Chavez D. Guia de vigilancia de eventos respiratorios inusitados (Surveillance guide for unusual respiratory events). Asuss. 2020. <https://www.asuss.gob.bo/wp-content/uploads/2021/11/17-Guia-de-Vigilancia-de-enventos-respiratorios-Inusitados.pdf>.
91. Japan Ministry of Health, Labour and Welfare. III 診断・治療ガイドライン (Diagnosis/Treatment Guidelines). <https://www.mhlw.go.jp/bunya/kenkou/kekaku-kansenshou04/pdf/08-06-03.pdf>.
92. Pan-American Health Organisation. Considerations and interim recommendations for the clinical management of human infection with the new Influenza A(H1N1) virus. Washington D.C.: PAHO/WHO expert consultation; 2009. https://www.paho.org/hq/dmdocuments/2009/report_clinical_mangt_experts.pdf. Accessed 12 Apr 2021. Accessed 12 Apr 2021.
93. China NH and FPC of the PR of. Diagnostic and treatment protocol for human infections with avian influenza A(H7N9) 2017 (version 1). *Chin J Clin Infect Dis*. 2017;10:1–4.
94. World Health Organization. Guidelines for the clinical management of severe illness from influenza virus infections. Geneva: World Health Organization; 2022.
95. Zhong N-S, Li Y-M, Yang Z-F, Wang C, Liu Y-N, Li X-W, et al. Chinese guidelines for diagnosis and treatment of influenza (2011). *J Thorac Dis*. 2011;3:274–89.
96. Centers for Disease Control and Prevention. Variant Virus Infections in People National Center for Immunization and Respiratory Diseases Influenza Division Interim Guidance for Clinicians. United States of America: Centers for Disease Control and Prevention; 2016. <https://www.cdc.gov/flu/pdf/swineflu/clinician-guidance-variant-flu-human-infections.pdf>. Accessed 12 Apr 2021.
97. The World Bank. World Bank Open Data. 2022. <https://data.worldbank.org/>.
98. Bong C-L, Brasher C, Chikumba E, McDougall R, Mellin-Olsen J, Enright A. The COVID-19 Pandemic: Effects on Low- and Middle-Income Countries. *Anesth Analg*. 2020;131:86–92.
99. Pilbeam C, Malden D, Newell K, et al. Accessibility, inclusivity, and implementation of COVID-19 clinical management guidelines early in the pandemic: a global survey. *Wellcome Open Res* 2021;6:247. <https://doi.org/10.12688/wellcomeopenres.16984.1>.
100. ISARIC Clinical Characterisation Group. COVID-19 symptoms at hospital admission vary with age and sex: results from the ISARIC prospective multinational observational study. *Infection*. 2021;49:889–905.
101. Welch MJ, Lally R, Miller JE, Pittman S, Brodsky L, Caplan AL, et al. The ethics and regulatory landscape of including vulnerable populations in pragmatic clinical trials. *Clin Trials Lond Engl*. 2015;12:503–10.
102. Martin-Loeches I, Torres A. Corticosteroids for CAP, influenza and COVID-19: when, how and benefits or harm? *Eur Respir Rev*. 2021;30(159):200346. <https://doi.org/10.1183/16000617.0346-2020>. PMID: 33568526; PMCID: PMC7877325.
103. Brun-Buisson C, Richard J-CM, Mercat A, Thiébaud ACM, Brochard L. Early Corticosteroids in Severe Influenza A/H1N1 Pneumonia and Acute Respiratory Distress Syndrome. *Am J Respir Crit Care Med*. 2011;183:1200–6.
104. Zhang Y, Sun W, Svendsen ER, Tang S, MacIntyre RC, Yang P, et al. Do corticosteroids reduce the mortality of influenza A (H1N1) infection? A meta-analysis. *Crit Care*. 2015;19:46.
105. Jefferson T, Jones MA, Doshi P, Mar CBD, Hama R, Thompson MJ, et al. Neuraminidase inhibitors for preventing and treating influenza in adults and children. *Cochrane Database Syst Rev*. 2014. <https://doi.org/10.1002/14651858.CD008965.pub4>.
106. Research. Influenza (Flu) Antiviral Drugs and Related Information. United States of America: FDA; 2022.
107. Nicholson EG, Munoz FM. A Review of Therapeutics in Clinical Development for Respiratory Syncytial Virus and Influenza in Children. *Clin Ther*. 2018;40:1268–81.
108. Schluger NW. The Saga of Hydroxychloroquine and COVID-19: A Cautionary Tale. *Ann Intern Med*. 2020;173:662–3.
109. Vernooij RW, Sanabria AJ, Solà I, Alonso-Coello P, Martínez GL. Guidance for updating clinical practice guidelines: a systematic review of methodological handbooks. *Implement Sci*. 2014;9:3.

Publisher's Note

Springer Nature remains neutral with regard to jurisdictional claims in published maps and institutional affiliations.

Ready to submit your research? Choose BMC and benefit from:

- fast, convenient online submission
- thorough peer review by experienced researchers in your field
- rapid publication on acceptance
- support for research data, including large and complex data types
- gold Open Access which fosters wider collaboration and increased citations
- maximum visibility for your research: over 100M website views per year

At BMC, research is always in progress.

Learn more biomedcentral.com/submissions

