

REVIEW

 Cite this: *RSC Adv.*, 2023, **13**, 18546

Hydrazinosulfonylation of aryl electrophiles: a straightforward approach for the synthesis of aryl *N*-aminosulfonamides

 Chou-Yi Hsu,^a Ahmed Kareem Obaid Aldulaimi,^{*b} Mustafa humam sami,^c Hala Bahir,^d Ayat Hussein Adhab^e and Shelesh Krishna Saraswat^f

In recent years, the direct hydrazinosulfonylation of aryl electrophiles with SO₂ and hydrazines has emerged as an efficient and versatile method for the synthesis of aryl *N*-aminosulfonamides. This method has the advantages of being operationally simple and requiring only readily available starting materials. This review article is an attempt to survey literature describing the preparation of aryl *N*-aminosulfonamides through the direct hydrazinosulfonylation of aryl electrophiles with SO₂ and hydrazines, with special attention paid to the mechanistic features of the reactions. It can be used as a guide for chemists to apply the best hydrazinosulfonylation conditions in their work or serve as inspiration for future research related to the topic.

Received 10th May 2023

Accepted 9th June 2023

DOI: 10.1039/d3ra03123c

rsc.li/rsc-advances

1. Introduction

Organosulfur compounds, which are organic molecules containing carbon–sulfur bonds, have played an important role in various fields, such as pharmaceuticals,¹ agrochemicals,² and materials science.³ Sulfonamides, the largest class of sulfur-containing motifs in pharmaceuticals, have up to 72 FDA-approved medicines.⁴ It is interesting to note that 25% of FDA-approved sulfur-containing drugs are derived from sulfonamide entities and are used to treat various types of diseases, such as HIV infection, cancer, glaucoma, edema, asthma, thrombosis, chronic prostatitis, seizures, and other conditions.^{4,5} The primary sulfonamides are the most important class of inhibitors acting on the metalloenzyme carbonic anhydrase (EC 4.2.1.1).⁶ Recently, the medicinal chemistry community has shown significant interest in *N*-amino-substituted sulfonamides, also known as *N*-aminosulfonamides or sulfonohydrazides, due to their diverse range of biological activities, including anticancer, antileishmanial, antifungal, and antibacterial activities.⁷ In addition to their biological importance, *N*-aminosulfonamides have been widely used as versatile building blocks in the assembly of various value-added chemicals (Fig. 1),⁸ such as sulfones, biaryls, 1,2-

diphenylethenes, tetraaz-2-enes, benzo[*b*]thiophene 1,1-dioxides, and ((arylsulfonyl)methyl)diazene derivatives, because of their diverse reaction patterns.

The traditional method for synthesizing *N*-aminosulfonamides is through the direct sulfonylation of hydrazines using sulfonyl chlorides.⁹ However, the irritating nature and moisture sensitivity of sulfonyl chlorides, as well as the production of a stoichiometric halogen waste stream, are considered serious drawbacks of this procedure. An alternative protocol involves the reaction of azodicarboxylate derivatives with various sulfonylating agents such as sulfonyl chlorides, sulfonates, sulfinic acid, and thiols.¹⁰ However, this method suffers from certain disadvantages, such as the shock sensitivity, thermal instability, and/or toxicity of azodicarboxylates,¹¹ as well as inherent drawbacks of some sulfonylating agents, such as the poor storage stability and unpleasant odor of thiols. Therefore, the development of a convenient, efficient, and environmentally benign synthetic method for synthesizing these compounds from safe, simple, and easily available starting materials is still attractive and desirable.

To overcome the limitations mentioned above, a new method has recently emerged for the direct hydrazinosulfonylation of aryl electrophiles with sulfur dioxide (SO₂) and hydrazines. This strategy, illustrated in Scheme 1, offers a versatile and powerful approach for forming C–SO₂–N linkages. One of the key advantages of this method is that it eliminates the need for pre-prepared, unstable, irritating, and/or toxic sulfonylating reagents. This results in improved efficiency, atom and step economy, and minimized chemical waste. Although several reviews have covered different aspects of this topic,¹² a comprehensive review of this exciting research area has not been published to date. This review aims to present the

^aDepartment of Pharmacy, Chia Nan University of Pharmacy and Science, Tainan, Taiwan

^bCollege of Food Sciences, Al-Qasim Green University, Babylon, Iraq. E-mail: ahmedaldulaimi1@gmail.com

^cDepartment of Pharmacy, Al-Noor University College, Nineveh, Iraq

^dMedical Technical College, Al-Farahidi University, Iraq

^eDepartment of Pharmacy, Al-Zahravi University College, Karbala, Iraq

^fDepartment of ECE, GLA University, Mathura-281406, India

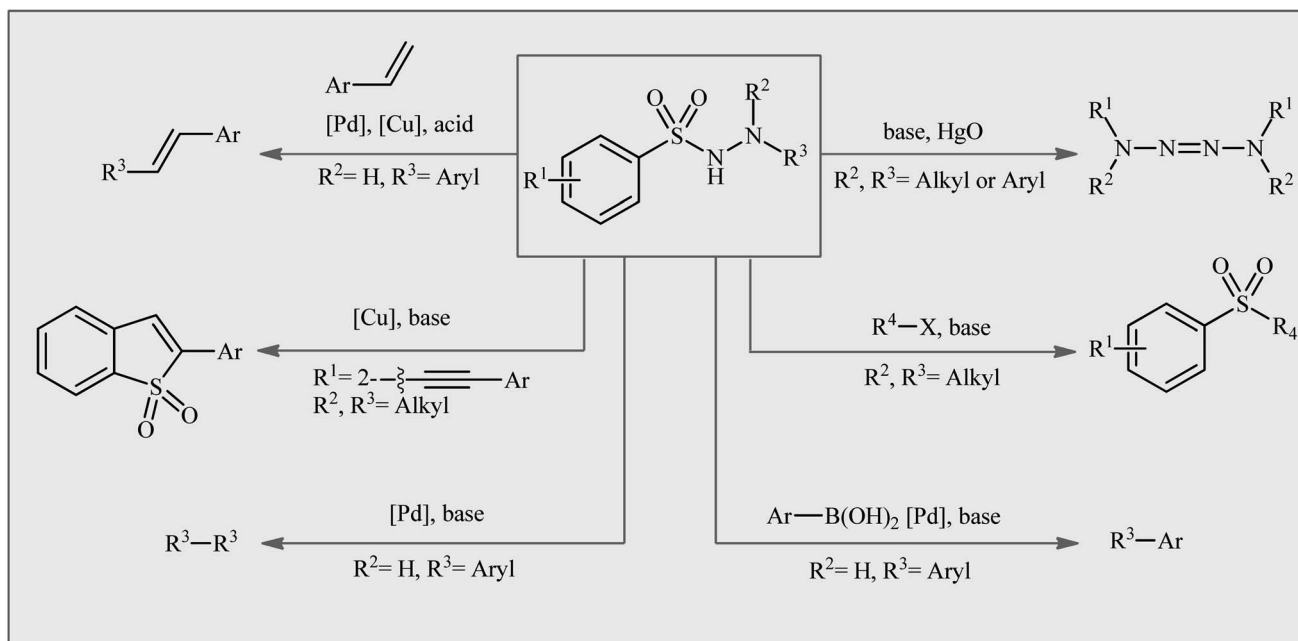
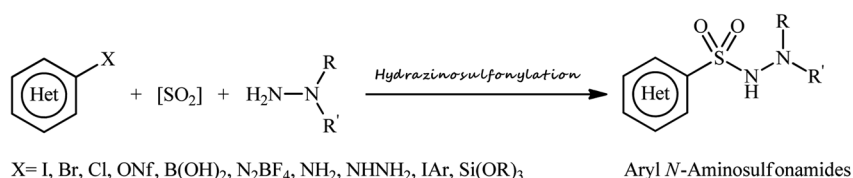



Fig. 1 Selected examples of synthetic products from aryl *N*-aminosulfonamides.



Scheme 1 Direct hydrazinosulfonylation of aryl electrophiles.

information in a more straightforward manner, making it more accessible to non-specialists.

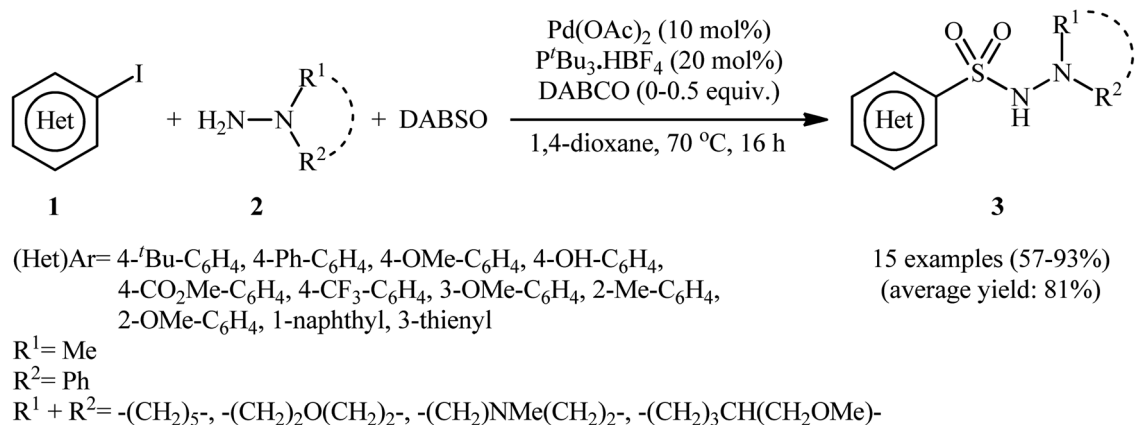
2. Hydrazinosulfonylation of aryl halides

The first report on the synthesis of aryl *N*-aminosulfonamides *via* the three-component coupling of aryl halides, hydrazines, and sulfur dioxide was published in a 2010 paper by Willis *et al.*¹³ They disclosed that using 10 mol% Pd(OAc)₂ and 20 mol% P^tBu₃·HBF₄, along with the base DABCO (1,4-diazabicyclo[2.2.2]octane), enabled the direct aminosulfonylation of (hetero)aryl iodides **1** with hydrazines **2** and DABCO·(SO₂)₂, abbreviated as DABSO, to yield (hetero)aryl *N*-aminosulfonamides **3** in modest to excellent yields (Scheme 2). The results showed that aryl iodides with electron-donating substituents (*e.g.*, Me, OMe, OH) produced better yields than those with electron-withdrawing groups (*e.g.*, CO₂Me, CF₃). For slow-reacting substrates (*i.e.*, thienyl and electron-deficient aryl iodides), the use of 1.1 equivalents of DABSO without extra DABCO was more efficient. Using the same conditions as for electron-deficient aryl iodides, an (*E*)-configured alkenyl iodide was also employed, resulting in good isolated yield of the

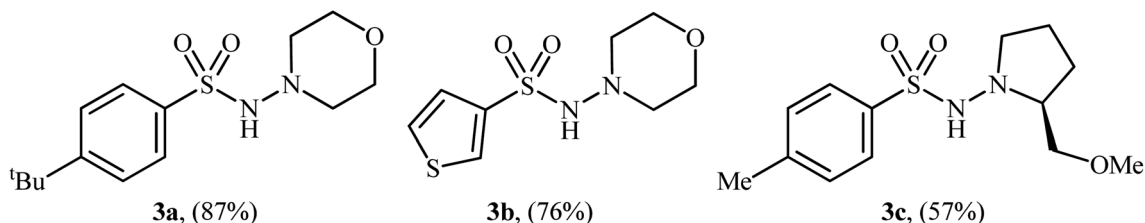
corresponding alkenyl aminosulfonamide. It is worth noting that this groundbreaking work not only demonstrated the first example of three-component coupling of aryl electrophiles, hydrazines, and SO₂ but also introduced DABSO as a bench-stable and harmless source of gaseous SO₂.

A possible catalytic cycle for this transformation was illustrated in Scheme 3.¹⁴ Initially, the oxidative addition of Pd(0) with aryl iodide **1** generates the Pd(II) species **I**. Then, the insertion of SO₂ into the Pd–C bond gives the complex **II**. Subsequently, the nucleophilic attack of hydrazine **2** on this intermediate **II** produces complex **III**, which, after reductive elimination, yields the desired product **3** and regenerates Pd(0) species to enter the next catalytic cycle.

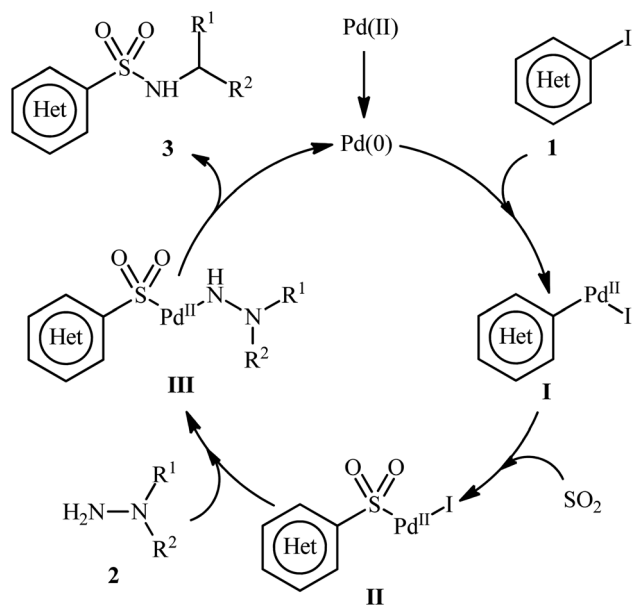
To demonstrate the robustness of their methodology further, the same research group successfully synthesized several *N*-, *O*-, *S*-heteroaromatic and olefinic *N*-aminosulfonamides from the corresponding heteroaryl and alkenyl iodides, respectively, using their standard conditions.¹⁵ They also revealed that the use of isolated DABSO is not mandatory for these transformations and that *in situ* generation of DABSO by bubbling SO₂ gas into a DABCO solution is possible, as demonstrated in the synthesis of 4-methyl-*N*-morpholinobenzenesulfonamide (93%). Additionally, they demonstrated that hydrazine·SO₂



Selected examples:



Scheme 2 Pd-catalyzed hydrazinosulfonylation of (hetero)aryl iodides **1** with hydrazines **2** and SO₂, developed by Willis.

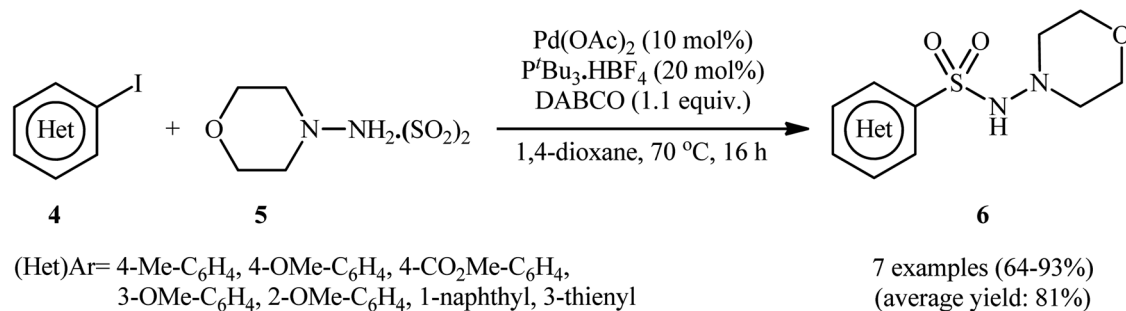


Scheme 3 Proposed mechanism for the formation of (hetero)aryl *N*-aminosulfonamides **3**.

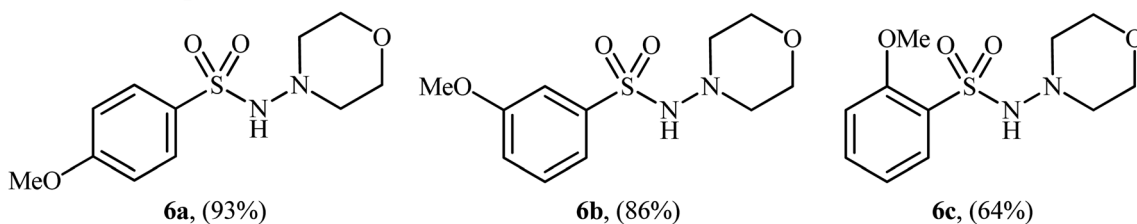
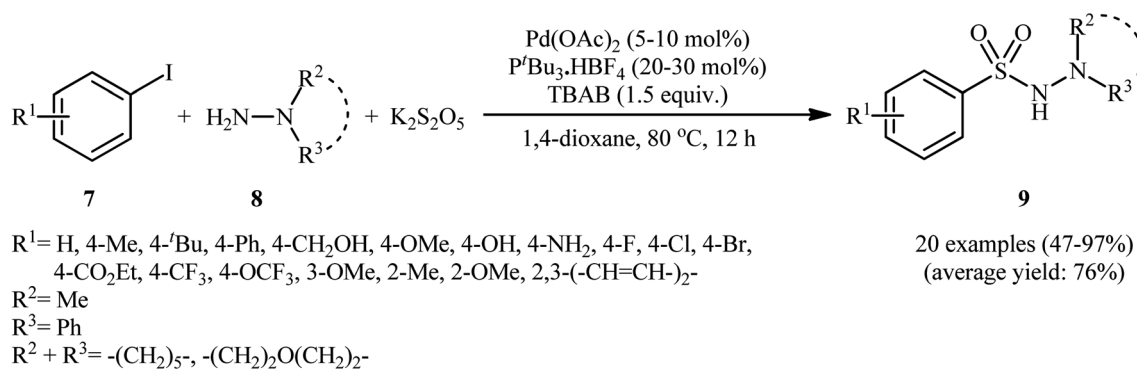
complexes can act as both the *N*-nucleophile and SO₂ source. Therefore, under standard conditions, the reaction of a series of (hetero)aryl iodides **4** with *N*-aminomorpholine·SO₂ complex **5** produced the corresponding *N*-morpholino (hetero)arenesulfonamides **6** in good to excellent isolated yields ranging from 64% to 93% (as shown in Scheme 4).

In 2012, Ye and Wu developed an efficient and practical protocol for preparing aryl *N*-aminosulfonamides **9** by directly hydrazinosulfonylating various aryl iodides **7** with *N,N*-dialkyl/*N*-alkyl-*N*-aryl hydrazines **8**, and potassium metabisulfite (K₂S₂O₅) as a stable and inexpensive source of SO₂ (Scheme 5).¹⁶ The reaction's best conversion efficiency was achieved with Pd(OAc)₂ (5–10 mol%), P^{*t*}Bu₃·HBF₄ (20–30 mol%), and TBAB (1.5 equiv.) in 1,4-dioxane at 80 °C. The reaction tolerated a wide range of functional groups with different electronic characteristics, and under optimized conditions, it produced the desired aryl *N*-aminosulfonamide products in modest to high yields. Notably, aryl bromides **10** were also effective in this reaction, but required a higher reaction temperature (100 °C) to afford products **11** in satisfactory yields (Scheme 6). Overall, this study demonstrated significant scope of aryl halide reagents but a limited scope of the hydrazine substrate. It is important to mention that other inorganic sulfites, such as NaHSO₃ and ZnSO₃, were also effective sources of SO₂ in this reaction but gave lower yields of the product. However, Na₂SO₃ proved to be completely ineffective. In a closely related investigation, the Wu laboratory disclosed a Pd-catalyzed hydrazinosulfonylation of aryl iodides with gaseous SO₂, generated ex situ from Na₂SO₃, using similar reaction conditions (Pd(OAc)₂, P^{*t*}Bu₃·HBF₄, Cs₂CO₃).¹⁷

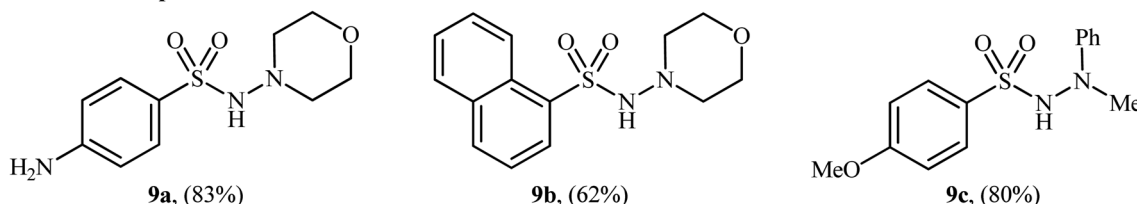
Li-Wu's research group aimed to design a milder and greener procedure for the synthesis of aryl *N*-aminosulfonamide derivatives using a transition-metal-free coupling reaction between aryl halides, hydrazines, and sulfur dioxide. They were successful in demonstrating that various functionalized aryl *N*-aminosulfonamides **14** could be obtained from the reaction of aryl bromides **12** with various *N,N*-dialkyl, *N,N*-diaryl, *N*-alkyl, *N*-



Selected examples:

Scheme 4 Pd-catalyzed hydrazinosulfonylation of (hetero)aryl iodides **4** with *N*-aminomorpholine·SO₂ complex **5**.

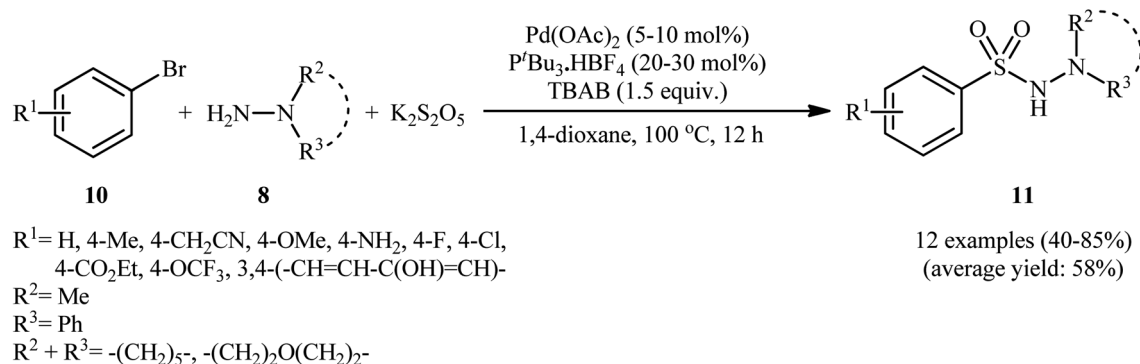
Selected examples:

Scheme 5 Pd-catalyzed aminosulfonylation of aryl iodides **7** with hydrazines **8** and K₂S₂O₅.

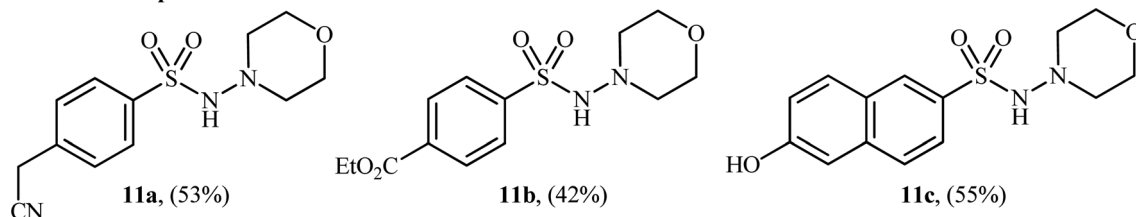
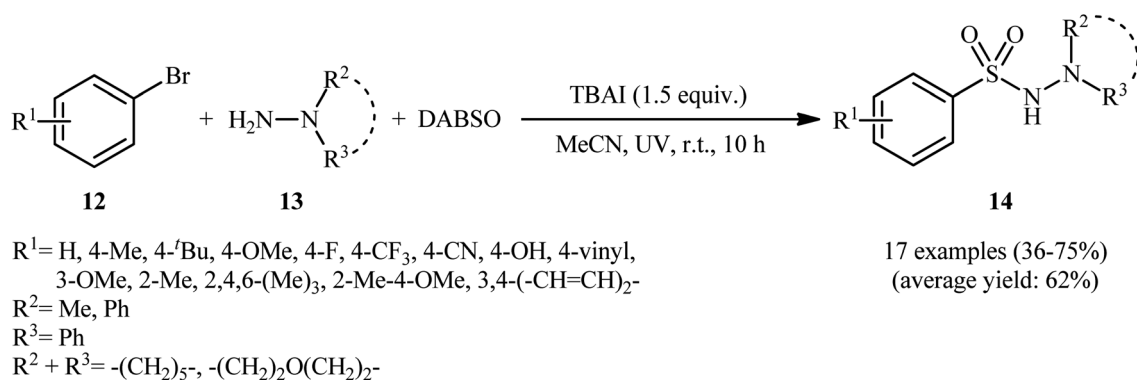
aryl hydrazines **13** and DABSO under catalyst-free and ambient conditions.¹⁸ TBAI (tetrabutylammonium iodide) was used as an additive, and ultraviolet irradiation was applied to provide moderate to good yields of the target aryl *N*-aminosulfonamides (Scheme 7). The reaction system was also suitable for less reactive aryl chlorides, as exemplified by the formation of *N*-morpholinobenzenesulfonamide (51%) from chlorobenzene and morpholin-4-amine. The system was also capable of hydrazinosulfonylation of alkyl halides, resulting in moderate to high yields of alkyl *N*-aminosulfonamide products. Notably,

N,N-diaryl hydrazines, which were unsuitable substrates under Willis' condition, were compatible with this photo-induced reaction.

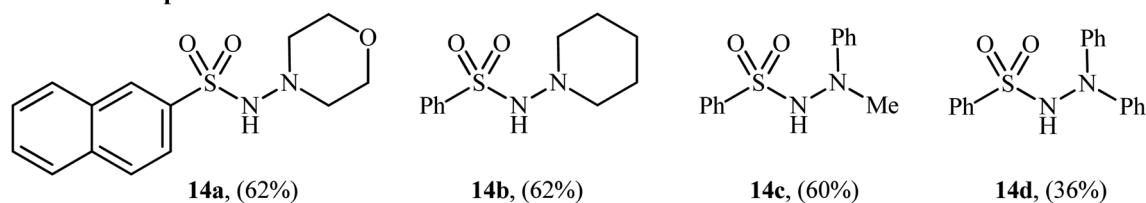
Based on a series of control experiments such as radical trapping, DFT calculation, and others, the authors suggested a mechanistic pathway for the formation of aryl *N*-aminosulfonamides **14**, as shown in Scheme 8. Initially, a hydrazine·SO₂ complex A was formed *via* the exchange of a sulfur dioxide molecule between DABSO and hydrazine **13**. In parallel, the aryl radical and the bromine radical were generated



Selected examples:

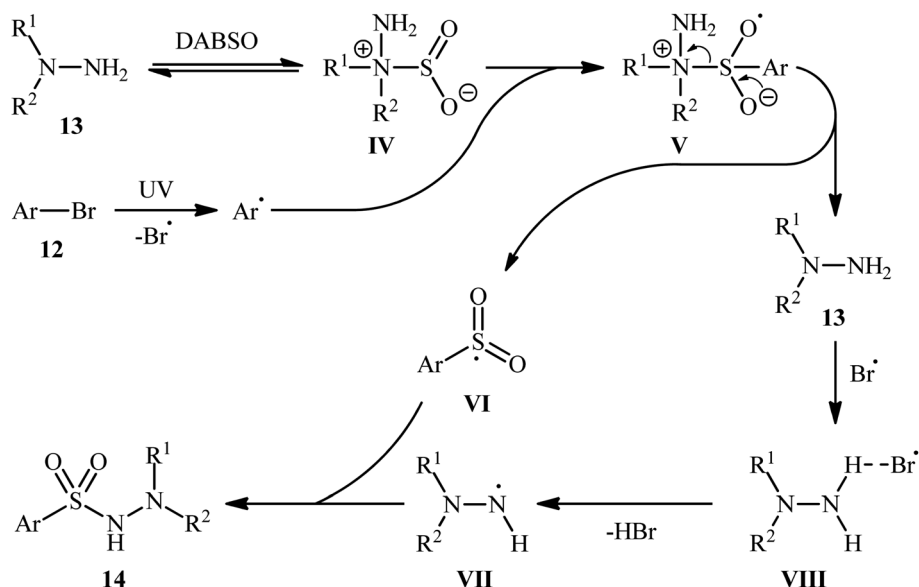
Scheme 6 Pd-catalyzed aminosulfonylation of aryl bromides **10** with hydrazines **8** and $\text{K}_2\text{S}_2\text{O}_5$.

Selected examples:

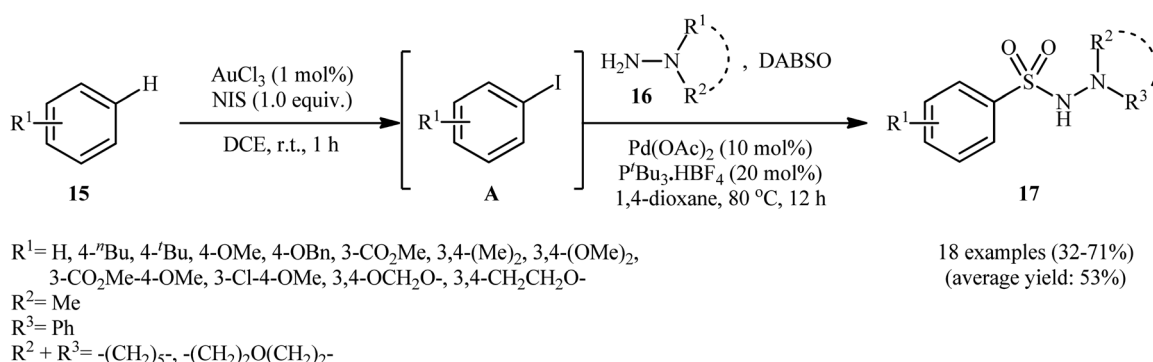
Scheme 7 Photoinduced metal-free hydrazinosulfonylation of aryl bromides **12** with hydrazines **13** and DABSO.

via the homolytic cleavage of C–Br bond of aryl bromide **12** under ultraviolet irradiation. Complex **IV** reacted with the aryl radical to produce the radical species **V**, which then released hydrazine **13** to form the highly active intermediate **VI**. Subsequently, the integration of bromine radical with hydrazine **13** resulted in the formation of intermediate **VII**, which after deprotonation provided the radical **VIII**. Finally, radical **VIII** combined with intermediate **VI** to yield the desired product **14**.

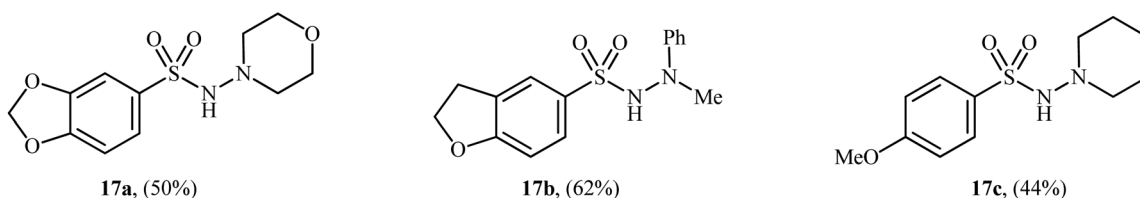
Ding and colleagues recently made an interesting contribution to this field by reporting the direct synthesis of aryl *N*-aminosulfonamides **17** from simple arenes **15** through sequential C–H functionalization and aminosulfonylation steps (Scheme 9).¹⁹ First, aryl iodides **A** were formed by treating arenes **15** and *N*-iodosuccinimide (NIS) via Au-catalyzed C–H bond activation at room temperature. Next, hydrazines **16** and DABSO were added, and the mixture was heated with a palladium



Scheme 8 Proposed mechanism for the formation of aryl *N*-aminosulfonamides **14**.



Selected examples:



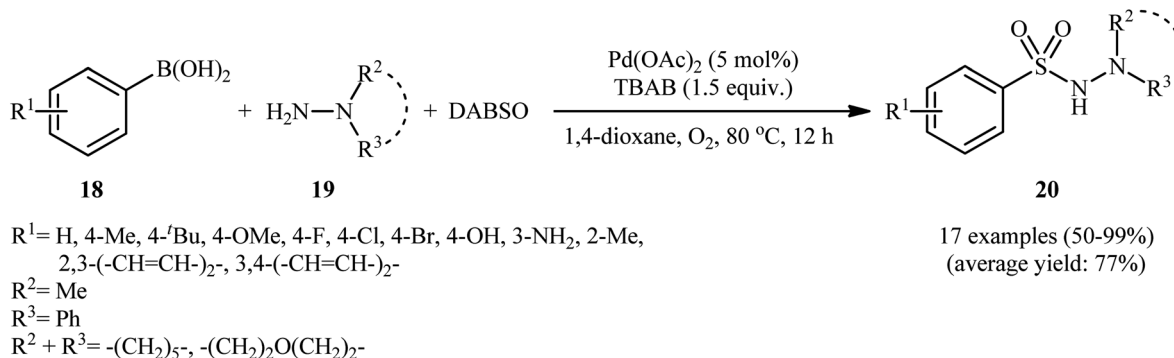
Scheme 9 Synthesis of aryl *N*-aminosulfonamides **17** via an Au(III) and Pd(II) cocatalyzed reaction of arenes **15**, sulfur dioxide, and hydrazines **16**.

catalyst at 80 °C for 12 hours to complete the hydrazinosulfonylation reaction.

3. Hydrazinosulfonylation of arylboronic acids

In 2012, Ye and Wu conducted a study on the synthesis of aryl *N*-aminosulfonamides via the three-component coupling of arylboronic acids, sulfur dioxide, and hydrazines.²⁰ To optimize the reaction conditions, they chose 4-methylphenylboronic acid

and morpholin-4-amine as the model reactants and screened various parameters, such as catalyst, ligand, additive, and solvent. The results showed that the combination of 5 mol% of Pd(OAc)₂ and 1.5 equiv. of TBAB was the most suitable catalytic system for this transformation, and 1,4-dioxane was found to be the most appropriate solvent among various organic solvents (such as DMF, MeCN, DCE, ^tBuOH, 1,4-dioxane, toluene). Under the optimized conditions, a range of aryl boronic acids **18** coupled with a series of hydrazines **19** and SO₂ (DABSO was used as a sulfur dioxide surrogate) to produce the



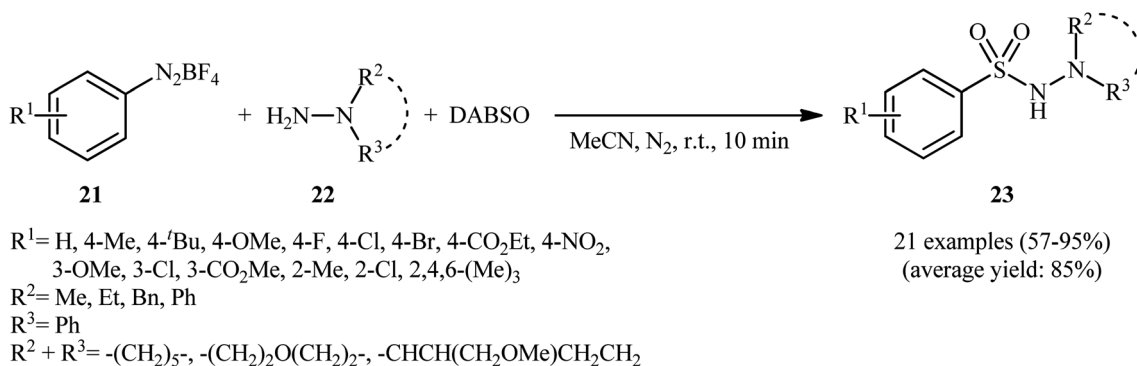
Scheme 10 Pd-catalyzed hydrazinosulfonylation of arylboronic acids **18** with hydrazines **19** and SO₂.

corresponding aryl *N*-aminosulfonamides **20** in moderate to quantitative yields within 12 h (Scheme 10). The catalytic system was also compatible with alkenyl boronic acids as substrates. Interestingly, the substituents of chloro and bromo on the aromatic ring were retained under the standard conditions, providing potential opportunities for further product manipulation. However, this catalytic system did not work with heteroaryl boronic acids, and no reaction occurred when hydrazines were replaced with amines (such as piperidine and *p*-toluidine), which was consistent with the results reported by Willis. According to the authors, this may be due to the difference in nucleophilicity and basicity between amines and hydrazines. The proposed mechanism for this transformation is similar to the one depicted for hydrazinosulfonylation of aryl halides in Scheme 3. To the best of our knowledge, this is the first and only reported example of hydrazinosulfonylation of arylboronic acids thus far, and further studies are needed to explore the scope and limitations of this reaction.

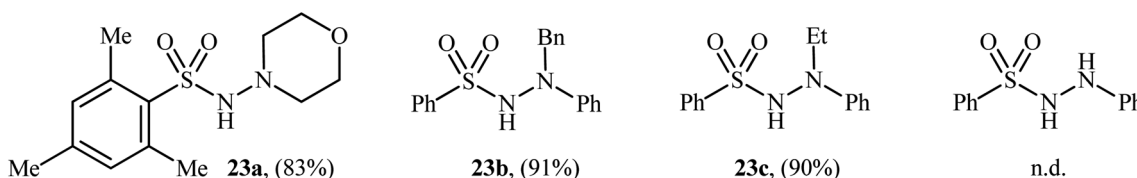
4. Hydrazinosulfonylation of aryldiazonium salts

Aryldiazonium salts are efficient, readily available, and inexpensive substitutes for conventional aryl halides, and are frequently used as coupling partners in many cross-coupling reactions.²¹

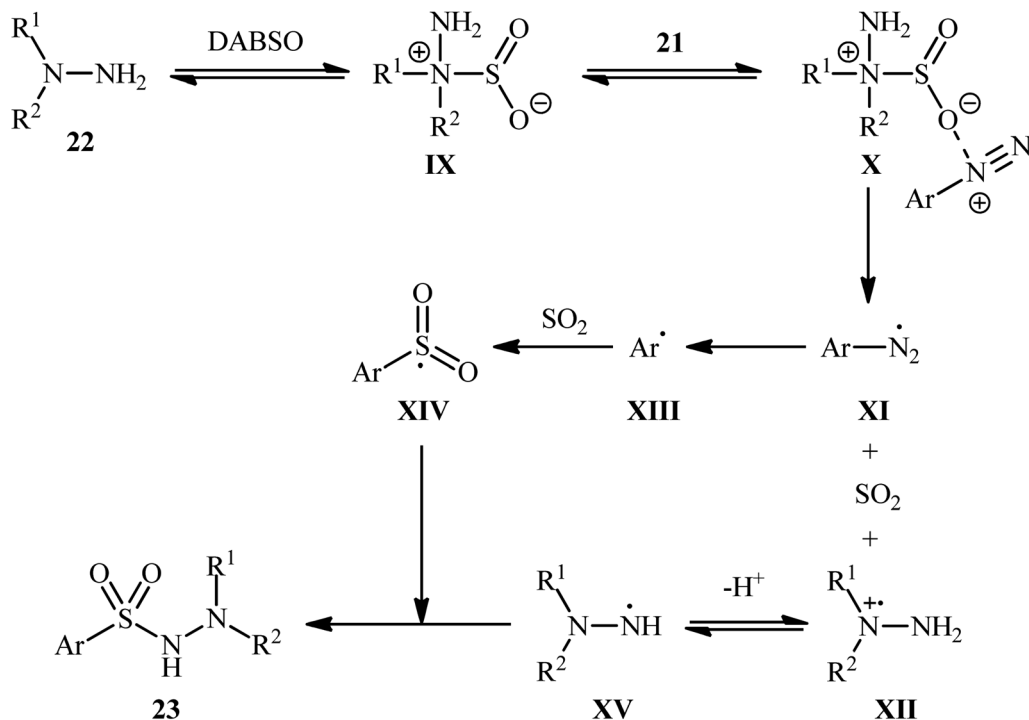
In 2014, Li, Wu, and colleagues demonstrated the usefulness of aryldiazonium tetrafluoroborates as aryl coupling partners in hydrazinosulfonylation reactions.²² The reaction proceeds without the need for any catalyst or additive, and involves the treatment of aryldiazonium tetrafluoroborates **21** with hydrazines **22** and DABSO at room temperature, yielding the corresponding aryl *N*-aminosulfonamides **23** in moderate to excellent yields within minutes (Scheme 11). The system can accommodate the presence of various important functional groups, including fluoro, chloro, bromo, nitro, ester, and ether functionalities, which may provide potential opportunities for



Selected examples:



Scheme 11 Catalyst-free hydrazinosulfonylation of aryldiazonium tetrafluoroborates **21** with hydrazines **22** and DABSO.

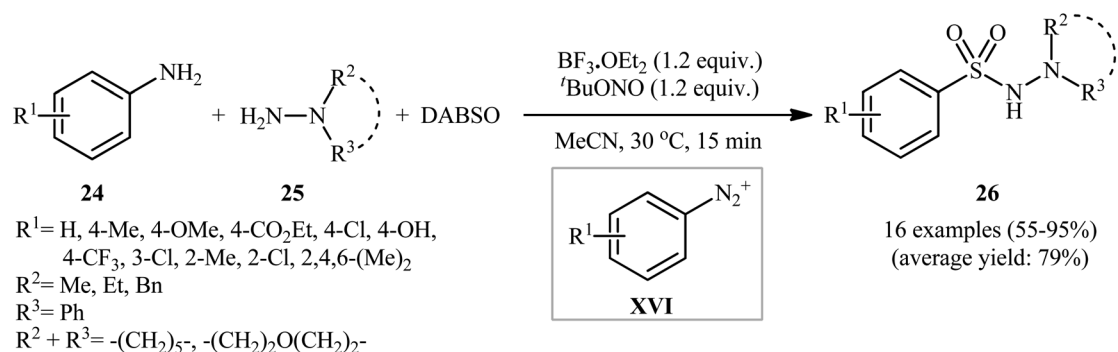


Scheme 12 Proposed reaction mechanism for the formation of aryl *N*-aminosulfonamides **23**.

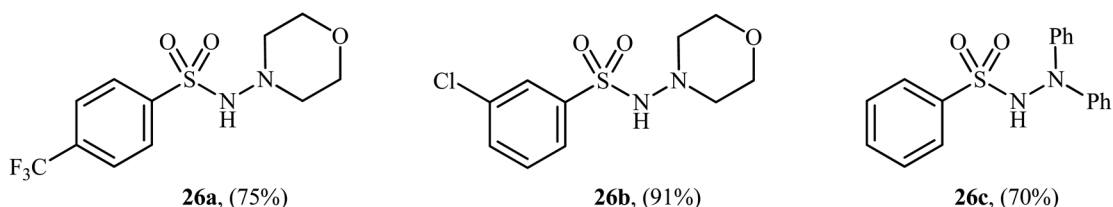
further product derivation. However, the methodology was found to be ineffective for anilines and aliphatic amines, which is similar to previous reports.

Based on several control experiments and theoretical calculations, the authors proposed that this hydrazinosulfonylation reaction proceeds through the mechanistic pathway shown in Scheme 12. The reaction starts with the generation of the

hydrazine-SO₂ complex **IX**, which is formed through the barrierless exchange of sulfur dioxide between DABSO and hydrazine **22**. Subsequently, the electrostatic interaction between this complex **A** and the aryldiazonium cation **21** forms complex **X**, which after homolytic cleavage of the N-S bond and a single-electron transfer, gives rise to the aryldiazonium radical **XI**, SO₂, and radical cation intermediate **XII**. Next, the release of



Selected examples:



Scheme 13 Aminosulfonylation of anilines **24** with hydrazines **25** and SO₂.

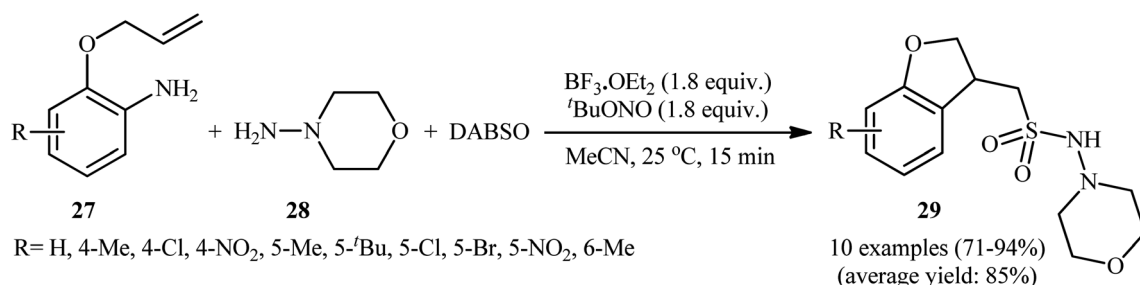
a molecule of nitrogen from the aryldiazonium radical **XI** yields the aryl radical **XIII**, which after trapping of SO₂, provides the radical intermediate **XIV**. Finally, the reaction of this radical **XIV** with the hydrazinium radical **XV** (generated from deprotonation of the radical cation intermediate **XII**) leads to the observed product **23**.

Subsequently, an innovative research group discovered that aromatic amines (**24**) can be easily converted into their corresponding aryl *N*-aminosulfonamides (**26**) by treatment with hydrazines (**25**) and DABSO in the presence of 1.2 equivalents of *t*BuONO and 1.2 equivalents of BF₃·OEt₂ in MeCN at 30 °C (Scheme 13).²³ To establish the general applicability of this metal-free hydrazinosulfonylation reaction, various anilines with either electron-donating or electron-withdrawing substituents in the *p*-, *m*-, or *o*-positions were used. Interestingly, the outcome of the reaction was almost independent of the steric and electronic factors of the substituents. Although a series of heteroaromatic amines were also subjected to the reaction, they were mainly sluggish to participate in this protocol.

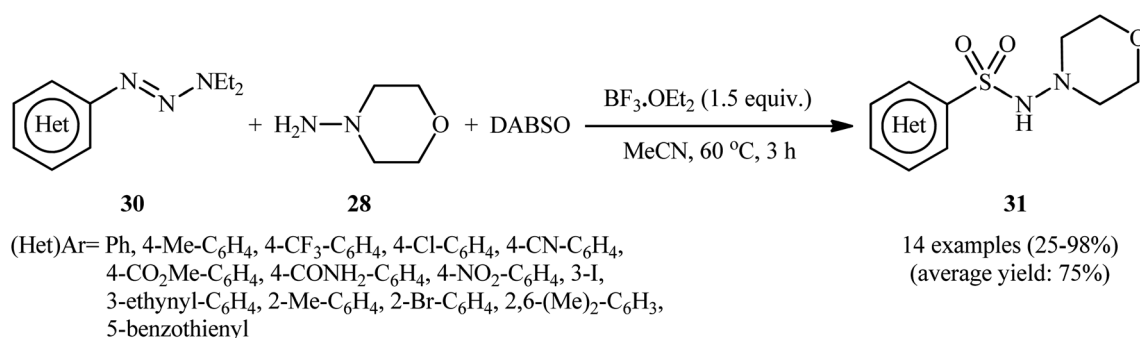
Mechanistically, after the formation of the aryldiazonium ion **XVI**, the reaction proceeds along a similar pathway as

described in Scheme 11. Shortly afterwards, the authors elegantly applied their methodology to synthesize 1-(2,3-dihydrobenzofuran-3-yl)-methanesulfonylhydrazides (**29**) in high yield through a three-component reaction of 2-(allyloxy) anilines (**27**), morpholin-4-amine (**28**), and SO₂ (Scheme 14).²⁴ According to the authors, this radical process includes the *in situ* formation of an aryl radical, followed by intramolecular 5-*exo*-cyclization and insertion of sulfur dioxide.

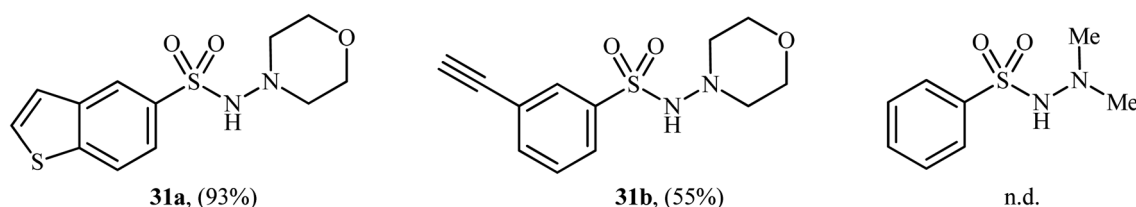
In a related study, Wu and colleagues demonstrated that 1-aryl-triazene derivatives can serve as the aryl source for the synthesis of *N*-aminosulfonamides.²⁵ They found that treating a diverse set of 1-(hetero)aryl-triazenes **30** with morpholin-4-amine **28** and SO₂ in the presence of 1.5 equiv. BF₃·OEt₂ in MeCN provided the corresponding *N*-morpholino (hetero)arenesulfonamides **31** in satisfactory yields (Scheme 15). The results proved that the electronic nature of the substituents on the phenyl rings had strong effects on the efficiency of the reaction. Generally, the aryl-triazenes bearing electron-donating groups afforded better yields compared to electron-withdrawing ones. Notably, 1,1-dimethylhydrazine and phenylhydrazine did not take part in the reaction and therefore no other types of



Scheme 14 Wu's synthesis of 1-(2,3-dihydrobenzofuran-3-yl)-methanesulfonylhydrazides **29**.



Selected examples:



Scheme 15 BF₃·OEt₂-mediated hydrazinosulfonylation of 1-(hetero)aryl-triazenes **30** with morpholin-4-amine **28**, and DABSO.

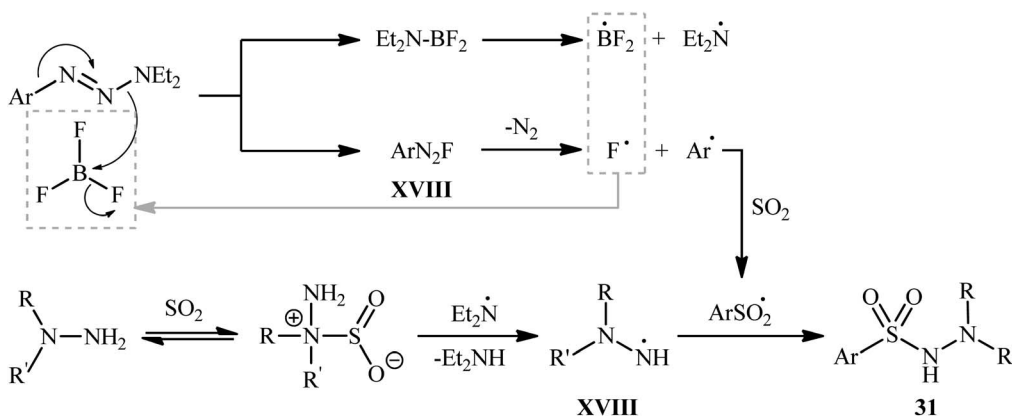
substituted hydrazines were examined in the protocol. Therefore, the reaction, appears to be limited to only morpholin-4-amine as hydrazine substrate. It should be mentioned that when the reaction was carried out in the absence of a hydrazine counterpart and $\text{BF}_3 \cdot \text{OEt}_2$ was replaced with CuCl_2 , the corresponding sulfonamides were obtained as unexpected products.

The plausible mechanism for the formation of *N*-morpholino (hetero)arenesulfonamides **31** involves the generation of aryl diazonium fluoride **XVII** through the activation of 1-aryl-triazene molecule **30** by boron trifluoride. This reactive species then converts into a sulfonyl radical in the presence of SO_2 , followed by free-radical addition with *in situ* generated hydrazino radical **XVIII** to deliver the desired product **31** (Scheme 16).

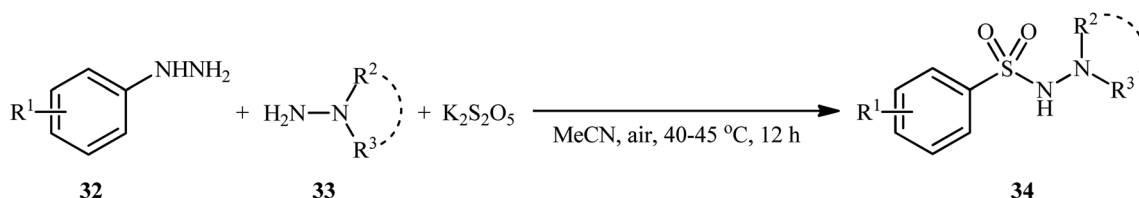
Taking inspiration from these works, Han and colleagues have developed an efficient protocol for synthesizing aryl *N*-aminosulfonamides **34** through denitrogenative amino-sulfonylation of aryl hydrazines **32** with *N*-alkyl hydrazines **33**

and $\text{K}_2\text{S}_2\text{O}_5$ under an air atmosphere and catalyst-free conditions (Scheme 17).²⁶ Although various aryl hydrazines bearing both electron-withdrawing and electron-donating groups were well-tolerated under the reaction conditions, the scope of hydrazine substrates is mainly limited to *N,N*-dialkyl and *N*-alkyl-*N*-aryl hydrazines. The reaction completely failed in the case of unsubstituted hydrazine, 2-aminoisoindoline-1,3-dione, and 1*H*-benzo[*d*]¹⁻³ triazol-1-amine, and even trace amounts of the corresponding products were not detected in the reaction mixture.

The mechanistic course of this transition-metal-free reaction sequence is shown in Scheme 18, and involves the initial formation of aryl radical **C** from arylhydrazine **32** via two-step deprotonation through intermediates **XIX** and **XX** with the release of N_2 . Concurrently, the reaction between the other two substrates, *N*-alkyl hydrazine **33** and $\text{K}_2\text{S}_2\text{O}_5$, gives hydrazine- SO_2 complex **XXII**, which reacts with aryl radical **XXI** to produce radical cation **XXIII**



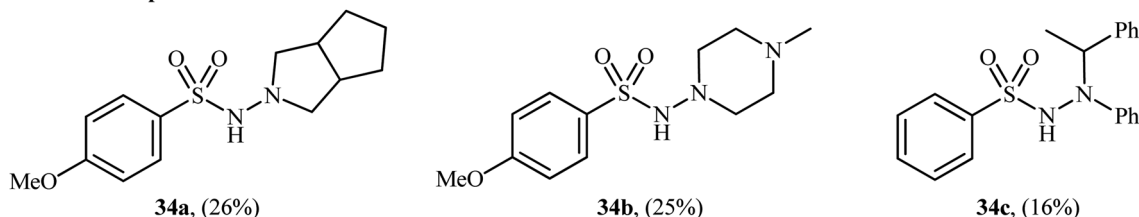
Scheme 16 Proposed reaction pathway for the formation of *N*-morpholino (hetero)arenesulfonamides **31**.



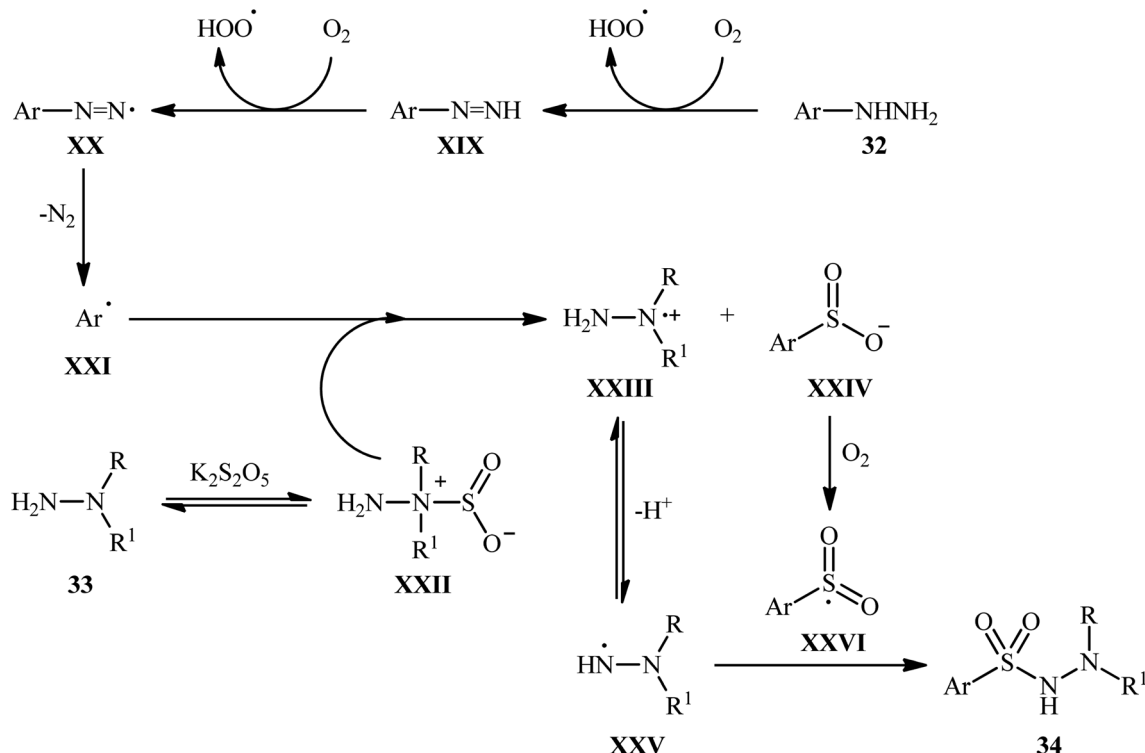
$\text{R}^1 = \text{H}, 4\text{-Me}, 4\text{'Bu}, 4\text{-OMe}, 4\text{-CF}_3, 4\text{-Cl}, 3\text{-Cl}, 2\text{-Et}, 2\text{-Cl}, 2\text{-Br}, 2,3\text{-}(\text{CH}=\text{CH})_2\text{-}$
 $\text{R}^2 = \text{Me}, \text{Et}, \text{-CH(Me)Ph}$
 $\text{R}^3 = \text{Et}, \text{Ph}$
 $\text{R}^2 + \text{R}^3 = \text{-(CH}_2\text{)}_5\text{-}, \text{-(CH}_2\text{)}_2\text{O(CH}_2\text{)}_2\text{-}, \text{-(CH}_2\text{)}_2\text{NMe(CH}_2\text{)}_2\text{-},$

24 examples (16-69%)
 (average yield: 51%)

Selected examples:



Scheme 17 Han's synthesis of aryl *N*-aminosulfonamides **34**.

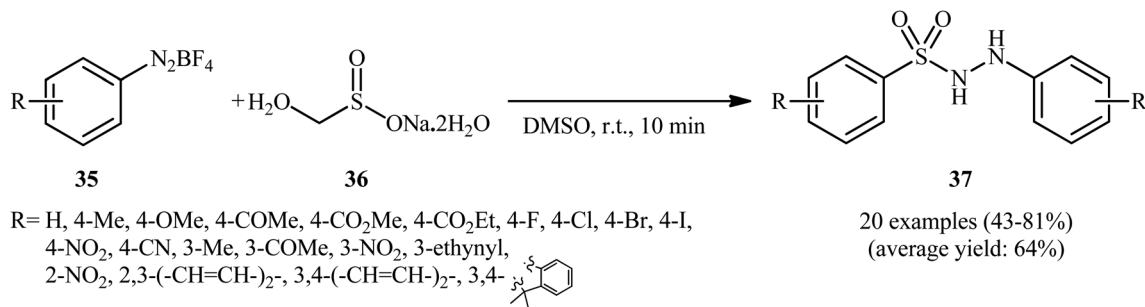


Scheme 18 Mechanism that accounts for the formation of aryl *N*-aminosulfonamides 34.

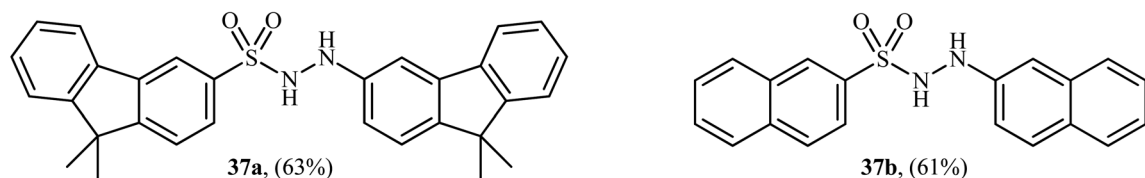
and anion intermediate **XXIV**. Subsequently, intermediate **XXIII** undergoes a deprotonation to afford intermediate **XXV**, while intermediate **XXIV** experiences an oxidation to generate intermediate **XXVI**. Finally, cross-coupling reaction happens between **XXVI** and **XXV**, to provide the expected product **34**.

In an innovative study, Wang *et al.* described the synthesis of aryl *N*-aminosulfonamides **37** under catalyst- and additive-free conditions through coupling of aryl diazonium tetrafluoroborates **35** and rongalite **36** at room temperature (Scheme

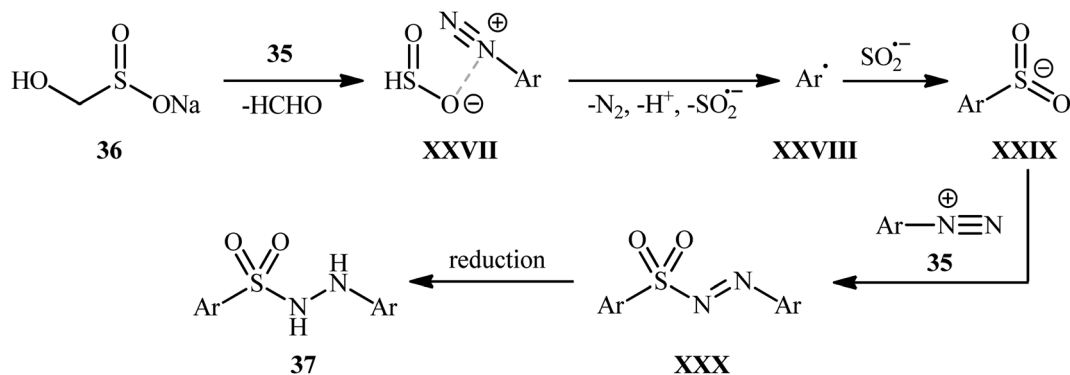
19).²⁷ In this reaction aryl diazonium salts served as the precursor of both the aryl and hydrazine units and rongalite played a dual role; the SO₂ source and the reducing reagent.²⁸ DMSO was found to be the best solvent for the reaction and, among several solvents tested, 1,4-dioxane, toluene, and DCE were found to be less effective. Apparently, the outcome of this coupling was also dependent on the ratios of the two reactants, with the optimum ratio of **36/35** found to be 2.0 : 1.0. According



Selected examples:



Scheme 19 Catalyst-free coupling of aryl diazonium tetrafluoroborates **35** and rongalite **36**.



Scheme 20 Possible mechanism for the formation of aryl *N*-aminosulfonamides 37.

to the authors, this reaction proceeds through a radical pathway as shown in Scheme 20.

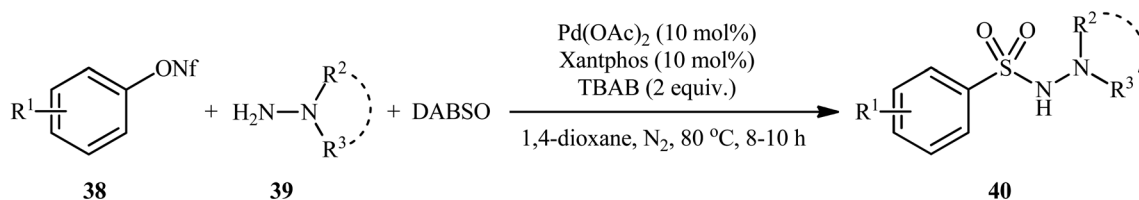
5. Hydrazinosulfonylation of aryl nonaflates

The application of aryl nonaflates, more stable and reactive alternative of triflates, as aryl sources in hydrazinosulfonylation reactions has been barely investigated. In fact, to the best of our awareness, only one example on direct hydrazinosulfonylation of aryl nonaflates was reported in literature till date. In this study, An, Xia, and Wu revealed that the treatment of various aryl nonaflates 38 bearing *o/m/p* substituents with hydrazines 39 and DABSO in the presence of the Pd(OAc)₂/Xantphos/TBAB system in dioxane at 80 °C slowly afforded the corresponding aryl *N*-aminosulfonamides 40 in modest to good yields (Scheme 21).²⁹ Other palladium catalysts such as PdCl₂, Pd(PPh₃)₄ and Pd(CO₂CF₃)₂ were also effective in this reaction but gave lower yield of product. Notably, the reaction temperature was highly important for the

efficiency of this transformation and better results were achieved by performing the reaction at 80 °C. Yield outcomes significantly decreased with either increasing or decreasing the temperature. The results indicated that this coupling reaction works better with electron rich than with electron poor substituents in the phenyl ring periphery of aryl nonaflates (67% yield for 4-^tBu-substituted substrate compared to 36% for the 4-F derivative). Mechanistically, it was suggested that this reaction proceeds through the similar pathway depicted in Scheme 3.

6. Hydrazinosulfonylation of arylsilanes

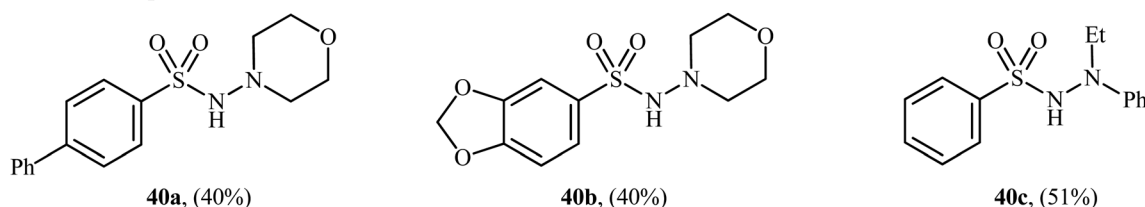
The first and only example of the three-component coupling reactions between aryl silanes, hydrazines, and sulfur dioxide was reported in 2014 by Wang and colleagues,³⁰ who showed that the treatment of aryltriethoxysilanes 41 with hydrazines 42 and DABSO in the presence of a combination of Cu(OAc)₂, X-phos and CsF under the O₂ atmosphere afforded the aryl *N*-



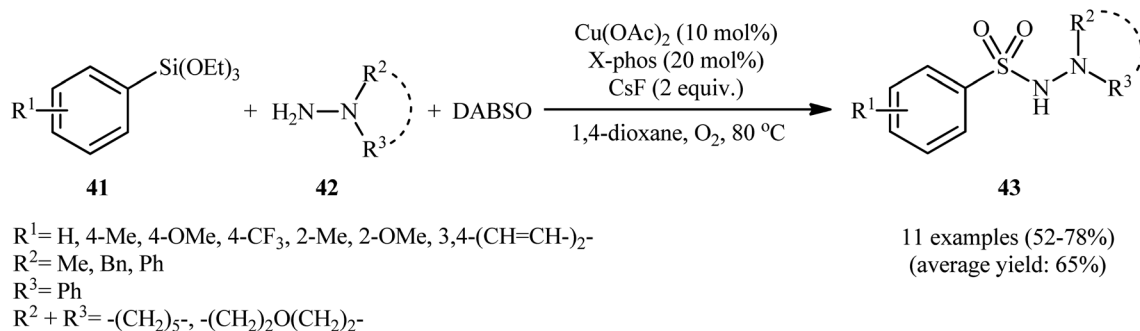
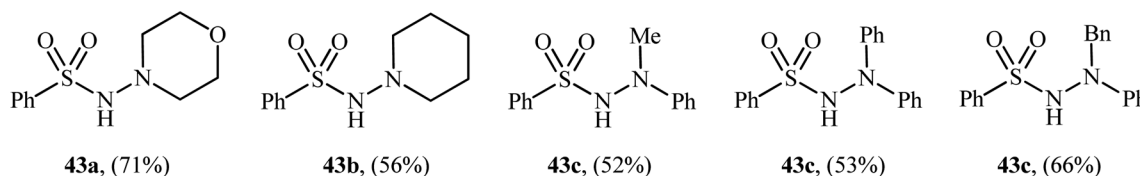
$\text{R}^1 = \text{H, 4-}^t\text{Bu, 4-Ph, 4-OMe, 4-F, 4-Cl, 4-CF}_3, 3\text{-Me, 3-OMe, 2-Me, 3,4-OCH}_2\text{O-}$
 $\text{R}^2 = \text{Me, Et, Bn}$
 $\text{R}^3 = \text{Ph}$
 $\text{R}^2 + \text{R}^3 = \text{-(CH}_2\text{)}_2\text{O(CH}_2\text{)}_2\text{-}$

14 examples (36-72%)
(average yield: 51%)

Selected examples:



Scheme 21 Pd-catalyzed coupling reaction of aryl nonaflates 38, hydrazines 39, and SO₂.

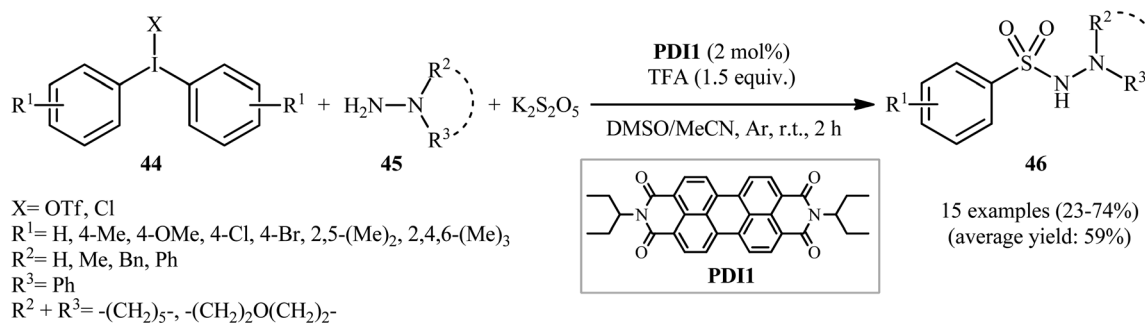
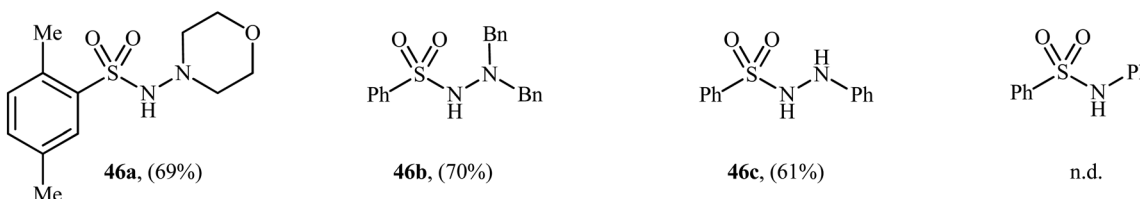
**Selected examples:**Scheme 22 Cu-catalyzed three-component reaction of aryltriethoxysilanes **41**, hydrazines **42** and SO_2 .

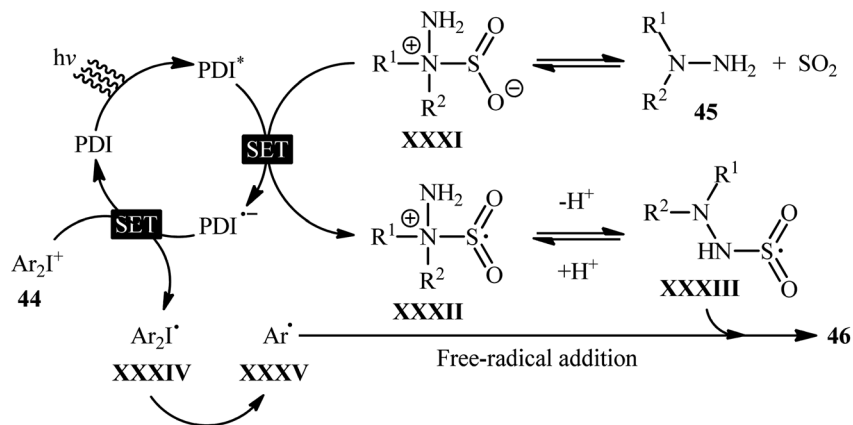
aminosulfonamide derivatives **43** in moderate to good yields, ranging from 52% to 78% (Scheme 22). Besides aryltriethoxysilanes, alkyl and alkenyl triethoxysilanes were also successfully served as coupling partners in this reaction; however, no reaction occurred when amines or anilines were utilized as the replacement for hydrazines. Subsequently, the authors considerably improved the efficiency of their methodology by simple replacing aryltriethoxysilanes with diethoxydiarylsilanes without any modification in conditions. Other common copper catalysts such as CuF , CuI , CuSCN , CuBr_2 , CuCl_2 , Cu(OTf)_2 , and Cu_2O were also found to promote these coupling reactions, albeit at lower efficiencies. It is worth noting that the presence of CsF as a fluoride source is crucial for the success of this transformation. No

product was observed in the absence of CsF . Replacing CsF with some other fluorides (*e.g.*, TBAF, NaF , KF , LiF) led to much lower yields or even no desired product at all. Unfortunately, no comment was made by the authors regarding the possible mechanistic cycle of this conversion. However, it seems the reaction proceeds through a sulfonyl fluoride intermediate.³¹

7. Hydrazinosulfonylation of diaryliodonium salts

The idea to use diaryliodonium salts as aryl components for three-component coupling of aryl electrophiles, hydrazines, and

**Selected examples:**Scheme 23 Visible-light photoredox-catalyzed hydrazinosulfonylation of diaryliodonium salts **44** with hydrazines **45** and SO_2 .



Scheme 24 Proposed mechanism for the reaction in Scheme 23.

SO₂ was exploited in 2017 by Manolikakes and co-workers.³² By choosing diphenyliodonium triflate and 4-aminomorpholine as model reactants and DABSO as sulfur dioxide source upon irradiation with visible light, quite some photocatalysts were screened, including [Ru(bpy)₃]Cl₂·6H₂O, [Ir(ppy)₃], [Ir(ppy)₂(dtbbpy)]PF₆, eosin Y, and two perylene dyes, choosing eventually the perylenediimide (PDI) in only 2 mol%. The optimization of the reaction conditions also indicated that a 1 : 1 mixture of DMSO : MeCN was more effective reaction medium than either DMSO alone or MeCN alone. Interestingly, replacing DABSO with the K₂S₂O₅/trifluoroacetic acid (TFA) system led to the similar results. With these optimized reaction conditions, a library of aryl *N*-aminosulfonamides **46** were obtained in relatively poor to good yields from the corresponding diaryliodonium salts **44** and hydrazines **45** (Scheme 23).

Mechanistically, the authors suggested that the reaction proceeds through the following key steps (Scheme 24): (i) photoexcitation of the ground state photocatalyst (PDI) by visible light to form the excited state photocatalyst (PDI*); (ii) reductive quenching of PDI* with the hydrazine–SO₂ complex **XXXI** (generated from hydrazine **45** and SO₂) to produce the radical cation **XXXII** and the reduced catalyst PDI^{•-}; (iii) deprotonation of intermediate **XXXII** to afford radical adduct **XXXIII**; (iv) electron-transfer from PDI^{•-} onto diaryliodonium salt **44** to yield the reduced species **XXXIV** and the regenerated catalyst PDI in its ground state; (v) the fragmentation of intermediate **XXXIV** to generate aryl radical **XXXV**; and (vi) free-radical addition of **XXXV** with the hydrazine–SO₂ adduct **XXXIII** to give the desired product **46**.

8. Conclusion

In conclusion, the direct hydrazinosulfonylation of aryl electrophiles with SO₂ and hydrazines has emerged as a promising strategy for the synthesis of aryl *N*-aminosulfonamides, offering advantages over conventional sulfonylating agents that are often unstable, malodorous, or toxic. Despite the significant advances made in this field, several challenges remain to be addressed. For instance:

(a) The majority of metal-catalyzed reactions covered in this review were conducted in the presence of palladium-based catalysts. Given cost and safety concerns, the development of related processes employing inexpensive and less toxic catalysts such as copper and nickel would be highly desirable.

(b) The existed methodologies largely limited to the use of 1,1-di-alkyl substituted hydrazines (mainly, morpholine). Therefore, of course, further research should be focused on development of hydrazinosulfonylation reactions with much broader substrate scope.

(c) Monosubstituted hydrazines were unsuitable substrates in the majority of reaction conditions described above. Thus, development of catalytic systems which allow the use of these substrates in hydrazinosulfonylation reactions will be desirable.

(d) The number of reported examples on the applicability of common aryl electrophiles (*e.g.*, arylboronic acids and arylsilanes) in this page of aryl *N*-aminosulfonamides synthesis are narrow and there is future need to study the scope and limitations of these electrophiles.

(e) The applicability of other aryl electrophiles, such as non-toxic aryl fluorosulfates should be explored.

We hope that this review will be beneficial to stimulate scientists to further research and thinking on exciting field, and may ultimately lead to the discovery of new and useful compounds for various applications.

Conflicts of interest

There are no conflicts to declare.

Acknowledgements

The authors acknowledged from Prof. Esmail Vessally for his useful comments and help.

References

- 1 M. Feng, B. Tang, H. S. Liang and X. Jiang, *Curr. Top. Med. Chem.*, 2016, **16**, 1200–1216.

- 2 (a) P. Devendar and G. F. Yang, *Top. Curr. Chem.*, 2017, **375**, 82; (b) J. Yu and X. Jiang, *Adv. Agron.*, 2023, **2**, 3–14.
- 3 (a) X. Zhang, K. Chen, Z. Sun, G. Hu, R. Xiao, H. M. Cheng and F. Li, *Energy Environ. Sci.*, 2020, **13**, 1076–1095; (b) Z. Shadike, S. Tan, Q. C. Wang, R. Lin, E. Hu, D. Qu and X. Q. Yang, *Mater. Horiz.*, 2021, **8**, 471–500.
- 4 K. A. Scott and J. T. Njardarson, *Top. Curr. Chem.*, 2018, **376**, 5.
- 5 C. Zhao, K. P. Rakesh, L. Ravidar, W. Y. Fang and H. L. Qin, *Eur. J. Med. Chem.*, 2019, **162**, 679–734.
- 6 (a) F. Carta, C. T. Supuran and A. Scozzafava, *Future Med. Chem.*, 2014, **6**, 1149–1165; (b) M. Abdoli, S. Giovannuzzi, C. T. Supuran and R. Žalubovskis, *J. Enzyme Inhib. Med. Chem.*, 2022, **37**, 1568–1576; (c) M. Abdoli, V. De Luca, C. Capasso, C. T. Supuran and R. Žalubovskis, *J. Enzyme Inhib. Med. Chem.*, 2023, **38**, 2163243.
- 7 (a) C. Kannigadu, J. Aucamp and D. D. N'Da, *Chem. Biol. Drug Des.*, 2022, **100**, 267–279; (b) A. Khushal, A. Mumtaz, W. A. Shadoul, S. H. M. Zaidi, H. Rafique, A. Munir, A. Maalik, S. J. A. Shah, A. Baig, W. Khawaja and M. Al-Rashida, *BioMed Res. Int.*, 2022, 5293349; (c) J. Liu, F. Li, Y. Wang, H. Zhang, Y. Li and Z. Li, *Med. Chem. Res.*, 2020, **29**, 495–503; (d) P. Li, J. Zhou, Y. Liu and X. Wang, *Phosphorus, Sulfur Silicon Relat. Elem.*, 2020, **195**, 976–980; (e) M. M. Shaaban, H. M. Ragab, K. Akaji, R. P. McGeary, A. E. A. Bekhit, W. M. Hussein, J. L. Kurz, B. H. Elwakil, S. A. Bekhit, T. M. Ibrahim and M. A. Mahran, *Bioorg. Chem.*, 2020, **105**, 104386; (f) J. Liu, F. Li, Y. Wang, H. Zhang, Y. Li and Z. Li, *Med. Chem. Res.*, 2020, **29**, 495–503.
- 8 (a) D. M. Lemal, F. Menger and E. Coats, *J. Am. Chem. Soc.*, 1964, **86**, 2395–2401; (b) D. Zheng, Y. Kuang and J. Wu, *Org. Biomol. Chem.*, 2015, **13**, 10370–10375; (c) J. B. Liu, H. Yan, H. X. Chen, Y. Luo, J. Weng and G. Lu, *Chem. Commun.*, 2013, **49**, 5268–5270; (d) J. B. Liu, L. Nie, H. Yan, L. H. Jiang, J. Weng and G. Lu, *Org. Biomol. Chem.*, 2013, **11**, 8014–8017; (e) C. S. Richards-Taylor, D. C. Blakemore and M. C. Willis, *Chem. Sci.*, 2014, **5**, 222–228; (f) Y. Luo, X. Pan, C. Chen, L. Yao and J. Wu, *Chem. Commun.*, 2015, **51**, 180–182.
- 9 (a) C. S. Rooney, E. J. Cragoe, C. C. Porter and J. M. Sprague, *J. Med. Pharm. Chem.*, 1962, **5**, 155–167; (b) J. Chen, Y. Zhang, W. Hao, R. Zhang and F. Yi, *Tetrahedron*, 2013, **69**, 613–617; (c) N. Zhao, Y. Li, Y. Wang and J. Wang, *J. Sulfur Chem.*, 2006, **27**, 427–432; (d) S. Noda and S. Tanimori, *Tetrahedron Green Chem.*, 2023, **1**, 100001.
- 10 (a) J. Wen, W. Wei, D. Yang, Y. Fan, L. Fu and H. Wang, *Synth. Commun.*, 2015, **45**, 1574–1584; (b) W. Y. Chan and C. Berthelette, *Tetrahedron Lett.*, 2002, **43**, 4537–4540; (c) B. Zhou and J. Xu, *Org. Biomol. Chem.*, 2016, **14**, 4918–4926; (d) J. Xu, B. Zhou and X. Yang, *Synthesis*, 2016, **49**, 1632–1640.
- 11 A. Berger and K. D. Wehrstedt, *J. Loss Prev. Process Ind.*, 2010, **23**, 734–739.
- 12 (a) K. Hofman, N. W. Liu and G. Manolikakes, *Eur. J. Chem.*, 2018, **24**, 11852–11863; (b) G. Qiu, K. Zhou, L. Gao and J. Wu, *Org. Chem. Front.*, 2018, **5**, 691–705; (c) D. Zeng, M. Wang, W. P. Deng and X. Jiang, *Org. Chem. Front.*, 2020, **7**, 3956–3966.
- 13 B. Nguyen, E. J. Emmett and M. C. Willis, *J. Am. Chem. Soc.*, 2010, **132**, 16372–16373.
- 14 M. Wang and X. Jiang, *Chem. Rec.*, 2021, **21**, 3338–3355.
- 15 E. J. Emmett, C. S. Richards-Taylor, B. Nguyen, A. Garcia-Rubia, B. R. Hayter and M. C. Willis, *Org. Biomol. Chem.*, 2012, **10**, 4007–4014.
- 16 S. Ye and J. Wu, *Chem. Commun.*, 2012, **48**, 10037–10039.
- 17 W. Li, H. Li, P. Langer, M. Beller and X. F. Wu, *Eur. J. Org. Chem.*, 2014, 3101–3103.
- 18 Y. Li, D. Zheng, Z. Li and J. Wu, *Org. Chem. Front.*, 2016, **3**, 574–578.
- 19 S. Ye, H. Wang, Q. Xiao, Q. Ding and J. Wu, *Adv. Synth. Catal.*, 2014, **356**, 3225–3230.
- 20 S. Ye and J. Wu, *Chem. Commun.*, 2012, **48**, 7753–7755.
- 21 A. Roglans, A. Pla-Quintana and M. Moreno-Manas, *Chem. Rev.*, 2006, **106**, 4622–4643.
- 22 D. Zheng, Y. An, Z. Li and J. Wu, *Angew. Chem., Int. Ed. Engl.*, 2014, **53**, 2451–2454.
- 23 D. Zheng, Y. Li, Y. An and J. Wu, *Chem. Commun.*, 2014, **50**, 8886–8888.
- 24 Y. An, D. Zheng and J. Wu, *Chem. Commun.*, 2014, **50**, 11746–11748.
- 25 W. Li, M. Beller and X. F. Wu, *Chem. Commun.*, 2014, **50**, 9513–9516.
- 26 Y. Wang, B. Du, W. Sha, H. Mei, J. Han and Y. Pan, *Org. Chem. Front.*, 2017, **4**, 1313–1317.
- 27 M. Wang, B. C. Tang, J. G. Wang, J. C. Xiang, A. Y. Guan, P. P. Huang, W. Y. Guo, Y. D. Wu and A. X. Wu, *Chem. Commun.*, 2018, **54**, 7641–7644.
- 28 M. Wang, B. C. Tang, J. C. Xiang, X. L. Chen, J. T. Ma, Y. D. Wu and A. X. Wu, *Org. Lett.*, 2019, **21**, 8934–8937.
- 29 Y. An, H. Xia and J. Wu, *Org. Biomol. Chem.*, 2016, **14**, 1665–1669.
- 30 X. Wang, L. Xue and Z. Wang, *Org. Lett.*, 2014, **16**, 4056–4058.
- 31 A. T. Davies, J. M. Curto, S. W. Bagley and M. C. Willis, *Chem. Sci.*, 2017, **8**, 1233–1237.
- 32 N. W. Liu, S. Liang and G. Manolikakes, *Adv. Synth. Catal.*, 2017, **359**, 1308–1319.