


 Cite this: *RSC Adv.*, 2020, 10, 12611

Silicon nanocrystal hybrid photovoltaic devices for indoor light energy harvesting†

 Munechika Otsuka,^a Yuki Kurokawa,^b Yi Ding,^c Firman Bagja Juangsa,^d Shogo Shibata,^a Takehito Kato^b and Tomohiro Nozaki^{*a}

Silicon nanocrystals (SiNCs) featuring size-dependent novel optical and electrical properties have been widely employed for various functional devices. We have demonstrated SiNC-based hybrid photovoltaics (SiNC-HPVs) and proposed several approaches for performance promotion. Recently, owing to the superiorities such as low power operation, high portability, and designability, organic photovoltaics (OPVs) have been extensively studied for their potential indoor applications as power sources. SiNCs exhibit strong light absorption below 450 nm, which is capable of sufficient photocurrent generation under UV irradiation. Therefore, SiNC-HPVs are expected to be preferably used for energy harvesting systems in indoor applications because an indoor light source consists of a shorter wavelength component below 500 nm than solar light. We successfully demonstrated SiNC-HPVs with a PCE as high as 9.7%, corresponding to the output power density of 34.0 $\mu\text{W cm}^{-2}$ under standard indoor light irradiation (1000 lx). In addition, we have found that SiNC defects working as electron traps influence the electrical properties of SiNCs substantially, a thermal annealing process was conducted towards the suppression of defects and the improvement of the SiNC-HPVs performance.

Received 27th January 2020

Accepted 16th March 2020

DOI: 10.1039/d0ra00804d

rsc.li/rsc-advances

1. Introduction

Nanomaterials with sizes down to a single nano-order have been well-known to have size-dependent novel optical and electrical properties that appear different from those of their bulk structures.^{1–6} Among them, silicon nanocrystals (SiNCs) have attracted much attention as nontoxic and abundant semiconducting materials. The application of SiNCs has also been studied in numerous devices,^{7–10} and SiNCs allow expansion of the flexibility of device design and provide optimum performance. High-performance organic semiconducting materials with various light absorption capabilities have been developed, and interest in organic photovoltaics (OPVs) has increased over the past decade as an important energy harvesting technology.^{11–16} OPVs have been studied to meet various demands, such as color and shape design and transparency of devices by optimizing the molecular design of organic semiconducting materials, which is an advantage not found in other solar cells.

Previously, we reported a synthesis method for free-standing and narrow-size-distribution SiNCs by nonthermal plasma CVD^{17–19} and demonstrated that SiNC-based hybrid photovoltaics (hereafter, SiNC-HPVs) have a power conversion efficiency (PCE) of 3.6% under standard solar irradiation (AM 1.5 G 100 mW cm^{-2}).^{20–23} SiNCs are expected to possess size-tunable photoabsorbance capability from near IR (bulk; 1.1 eV) to near UV (nanocrystals; 3–7 eV),^{24–26} enabling all-silicon tandem PVs with PCEs of more than 30%.²⁷ Although photoluminescence (PL) exhibited clear tunability in terms of crystal size, SiNCs showed a negligible dependence on size tunable absorption in the visible light spectrum. Additionally, SiNCs exhibited strong light absorption below 450 nm, meaning that the level of the interband transition is not size dependent.^{1,28} Therefore, SiNC-HPVs are expected to be used for energy harvesting systems of indoor light sources because LEDs and fluorescent lamps consist of more wavelength components below 500 nm than solar light.^{28–30} In recent years, due to the rapid development of IoT (Internet of Things) related technology, the number of IoT devices has dramatically increased.^{31,32} Many type of printable PV devices such as OPVs,^{33–42} dye-sensitized solar cells^{43,44} and perovskite solar cells^{45,46} have been explored for indoor applications, OPVs are especially expected to be used as an energy harvesting system for IoT devices because of their potential for low power operation, independent and distributed applications, high portability and device designability. In this study, we successfully demonstrated SiNC-HPVs with PCE as high as 9.7% and power

^aSchool of Engineering, Tokyo Institute of Technology, 2-12-1 O-okayama, Meguro-ku, Tokyo, 152-8550, Japan. E-mail: nozaki.t.ab@m.titech.ac.jp

^bDepartment of Mechanical Engineering, National Institute of Technology, Oyama College, 771 Nakakuki, Oyama, Tochigi, 323-0806, Japan

^cInstitute of Photoelectronic Thin Film Devices and Technology, Nankai University, Tianjin 300071, PR China

^dFaculty of Mechanical and Aerospace Engineering, Institut Teknologi Bandung, Ganesha Street No. 10, Bandung, 40132, Indonesia

† Electronic supplementary information (ESI) available. See DOI: 10.1039/d0ra00804d



density of $34.0 \mu\text{W cm}^{-2}$ under standard indoor light irradiation (1000 lx). A tandem device is indeed an attractive approach for providing the voltage to drive off-grid electronic devices in practical application. Meantime, a serial connection of multiple devices is readily applicable with minimum cost investment which is also attractive from a practical viewpoint. At the moment we focus on the single device performance which is beneficial for the optimum design of tandem device architecture. First, we describe the thermal annealing effects for SiNC properties and their application for SiNC-HPVs under the simulated solar light illumination. Subsequently, performance measurements under standard indoor light are described. Finally, concluding remarks are provided.

2. Experimental section

2.1 SiNC synthesis

SiNCs were synthesized by nonthermal plasma CVD. A mean particle size of 6 nm with a narrow size distribution was applied for the device fabrication. Experimental conditions were determined and explained in detail in previous works.^{17–19} Briefly, SiCl_4 is employed as a precursor material because it is abundant, nontoxic and inexpensive. A mixture of SiCl_4 , H_2 , and Ar flows through a quartz tube reactor where capacitively-coupled nonthermal plasma is generated using a very-high-frequency (70 MHz) power source. Plasma-activated H_2 abstracts chlorine from SiCl_4 , leading to a nucleation and subsequent growth of SiNCs.

2.2 Annealing SiNCs

Before blending the SiNCs into a polymer solution, SiNCs were employed for thermal annealing to reduce crystal defects.^{47,48} Crystal defects of SiNCs are detrimental because defects trap photogenerated carriers and deteriorate carrier mobility. As-produced SiNCs with chlorine-terminated surfaces were exposed to ambient air for 1 hour, producing silicon suboxide surfaces to remove surface chlorine. Subsequently, SiNCs were subjected to hydrofluoric acid vapor (HF) dry etching for 48 hours using a 50% HF/water solution in a sealed container, producing fully hydrogen-terminated SiNCs. The SiNCs were heated to 200°C and 400°C for 1 hour in a flow-type tubular reactor using pure hydrogen at 100 kPa. The amount of defects was evaluated semiquantitatively by electron spin resonance (ESR, JES-FA100; JEOL Ltd.); 20 mg of hydrogen-terminated SiNCs was packed into plastic tubes for the ESR measurement. The surface structure of hydrogenated SiNCs (Si-H_n ; $n = 1-3$) was analysed by attenuation total reflection Fourier-transform infrared (ATR-FTIR) spectroscopy (FT/IR-6100; JASCO Corp.).

2.3 Device fabrication and performance analysis

SiNC-HPVs were fabricated by a layer-by-layer approach in a nitrogen-purged glove box (<1 ppm oxygen and water; Miwa Mfg Co., Ltd.). A bulk-heterojunction type photoactive layer is produced by SiNCs and p-type semiconducting polymer blend solution. Here, the polymer represents either poly($\{4,8\text{-bis}[(2\text{-ethylhexyl})\text{oxy}]$

ethylhexyl)oxy]benzo[1,2-*b*:4,5-*b'*]dithiophene-2,6-diyl}{3-fluoro-2-[(2-ethylhexyl)carbonyl]thieno[3,4-*b*]thiophenediyl}) (PTB7, Sigma-Aldrich) or poly($\{2,6'-4,8\text{-di}(5\text{-ethylhexylthienyl})$ benzo[1,2-*b*:3,3-*b'*]dithiophene}{3-fluoro-2-[(2-ethylhexyl)carbonyl]thieno[3,4-*b*]thiophenediyl}) (PTB7-Th, Sankyo Kagaku Yakuhin Co.). Visible photo-absorption occurs in the polymer matrix, and photogenerated electron-hole pairs are separated at SiNC and polymer interfaces. The SiNC network provides electron transport pathways, while the polymer matrix serves as the hole transport network. The cross-sectional transmission electron microscope image is shown in Fig. 1 (TEM, JEM-2010F; JEOL Ltd.). Fig. 2 shows the energy diagram of the device with the structure of glass/ITO/PEDOT:PSS/(SiNCs + polymer)/Al. The values of the valence and conduction band edges of the SiNCs are enlarged from the bulk values due to the quantum confinement effect as represented by dotted lines.^{24–26} Indium-tin oxide (ITO) coated glass with a resistance of $15 \Omega \square^{-1}$ was employed as the substrate, patterned with photolithography and a wet-etching process. The patterned ITO substrate was treated by ultrasonication in acetone and deionized water for 30 min before film fabrication by a spin-coating process. Poly(3,4-ethylenedioxythiophene):poly(styrenesulphonic acid) (PEDOT:PSS, CLEVIOS PH1000, Heraeus) was spin-coated as a hole transporting layer (HTL) at 4000 rpm for 1 min and annealed at 130°C for 10 min. The SiNCs and semiconducting polymer (PTB7, PTB7-Th) were dissolved respectively in chlorobenzene with a predetermined ratio and homogenized for a stable solution. The SiNC solution was mixed with polymer ink at a volume ratio of 1 : 1 and stirred for 24 hours before use. The blended solution was spin-coated at 900 rpm for 90 seconds on the HTL to form a photoactive layer with a thickness of *ca.* 150 nm. Finally, an aluminium electrode with a thickness of 80 nm was evaporated on the top. One substrate has 6 independent PV cells with an active area of 4.6 mm^2 to confirm the variation and reproducibility of the photovoltaic performance. The photocurrent density and voltage (J - V) characteristics were measured using a digital current-voltage source metre (Keithley 2400; Tektronix) under illumination with AM 1.5 G

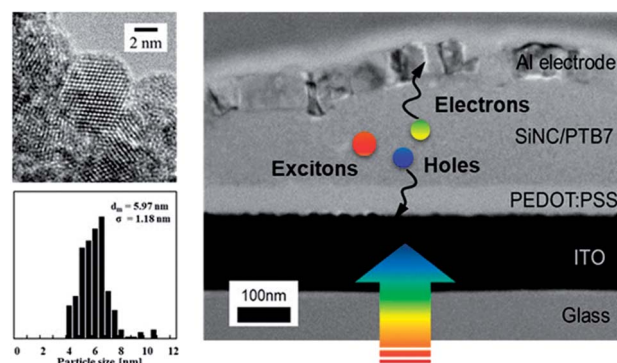


Fig. 1 Cross-section TEM micrograph of SiNC-HPV device. The inset shows TEM micrograph of SiNCs and their size distribution.

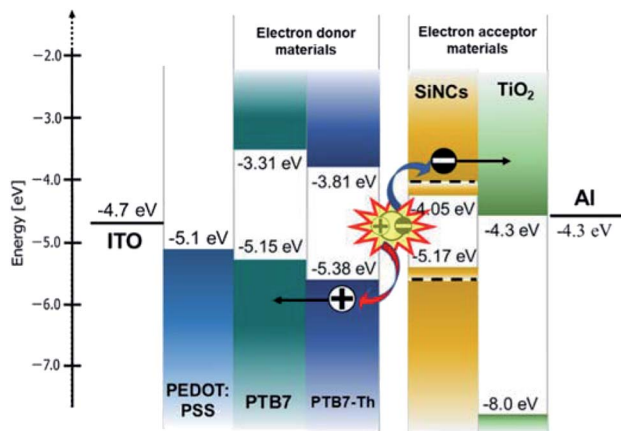


Fig. 2 Energy diagram of hybrid photovoltaic devices.

simulated solar light at 100 mW cm^{-2} (1 sun), where the illumination of 116 200 lx was measured (HAL-320; Asahi Spectra Co., Ltd.). Additionally, LED light source simulated standard indoor light (BLD-100; Bunkoukeiki Co., Ltd.) was used for the characterization of the photovoltaic performance.

3. Results and discussion

3.1 SiNC defect control by thermal annealing

Fig. 3 shows the ESR spectra of SiNCs annealed at temperatures of 200 °C and 400 °C for 1 hour. Semiquantitative values of the amount of defects were obtained by double integration of the resonance peak. The reduction in the amount of defects by nearly 70% of the as-etched SiNCs was confirmed at an annealing temperature of 200 °C. The change in the surface structure was not confirmed by ATR-FTIR analysis between as-

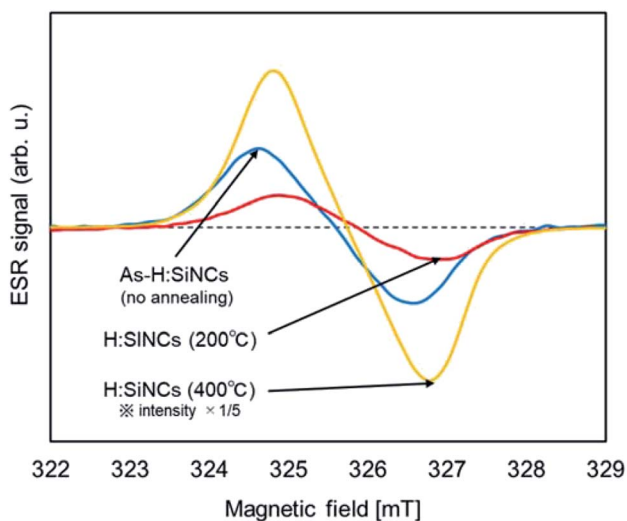


Fig. 3 ESR spectra of SiNCs before and after thermal annealing; As-H:SiNCs (no annealing), H:SiNCs (200 °C for 1 hour) and H:SiNCs (200 °C for 1 hour).

etched and 200 °C annealing (Fig. S1†), indicating that low-temperature annealing (200 °C) can reduce the internal crystal defects; however, the reconstruction of the crystal structure does not fully eliminate disordered Si-Si bonding. A significant increase in defects is observed from the 400 °C annealing sample. This is caused by the desorption of surface hydrogen occurred at 400 °C annealing. Hydrogen-terminated SiNCs have Si-H, Si-H₂, and Si-H₃ bonds on the surface. Among them, the Si-H₃ bond is unique to SiNCs. Three peaks show the stretching vibrations of Si-H (2087 cm^{-1}), Si-H₂ (2108 cm^{-1}), and Si-H₃ (2142 cm^{-1}) bonds wavenumbers near 2000 cm^{-1} .⁴⁹ The deconvolution of Si-H_n absorption spectrum was performed assuming a Lorentzian profile, and the result is shown in Fig. S2.† The change in the ratio of hydrogen groups on the SiNCs surface by thermal annealing are summarized in Fig. 4. When SiNCs were annealed at 400 °C, hydrogen in Si-H₃ was fully desorbed and the fraction of Si-H₂ decreased. The activation energy of Si-H_n desorption have been reported to be $2.54 \pm 0.04 \text{ eV}$ (Si-H), $1.9 \pm 0.1 \text{ eV}$ (Si-H₂), and $1.8 \pm 0.1 \text{ eV}$ (Si-H₃), respectively.⁵⁰ Hydrogen desorption occurs at bonds with lower activation energy which explains our observation shown in Fig. 4, S1 and S2.†

3.2 Photovoltaic performance

The *J*-*V* characteristics for devices fabricated using as-etched SiNCs, low-defect SiNCs (annealed at 200 °C), and high-defect SiNCs (annealed at 400 °C) under 1 sun illumination are shown in Fig. 5, and the corresponding performance parameters are summarized in Table 1. PTB7 was used as a p-type semiconducting polymer. An energy conversion efficiency (PCE) of 2.44% with a short-circuit current density (*J*_{SC}) of 9.39 mA cm^{-2} was achieved on the device with as-etched SiNCs. Although low-defect SiNCs are expected to improve the electron mobility,^{21,22,48} *J*_{SC} slightly decreased to 8.24 mA cm^{-2} . The *J*_{SC} of the device with high-defect SiNCs dramatically dropped to 0.24

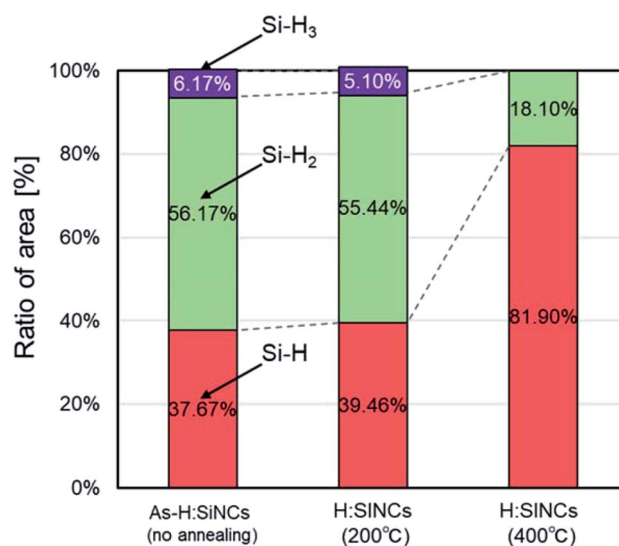


Fig. 4 Ratio of hydrogen groups on SiNC surface.

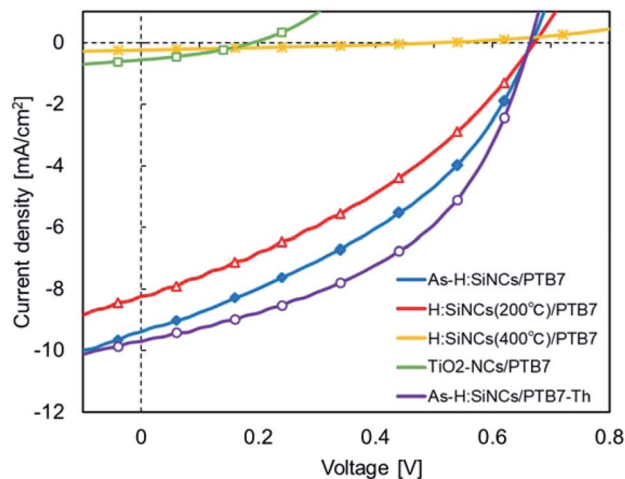


Fig. 5 J - V characteristics of hybrid photovoltaics under standard solar irradiation (1 sun).

Table 1 Performance parameters of hybrid photovoltaics corresponding to J - V characteristics (1 sun)

Device configuration	J_{sc} [mA cm^{-2}]	V_{oc} [V]	FF [%]	PCE [%]
As-H:SiNCs/PTB7	9.39	0.67	38.99	2.44
H:SiNCs (200 °C)/PTB7	8.24	0.67	35.37	1.96
H:SiNCs (400 °C)/PTB7	0.24	0.51	28.97	0.03
TiO ₂ -NCs/PTB7	0.57	0.19	33.94	0.04
As-H:SiNCs/PTB7-Th	9.70	0.66	46.71	3.01

mA cm^{-2} . Meanwhile, the fill factor (FF) for SiNCs/PTB7 devices is unexpectedly low. Dissociation of photo-generated excitons occurs efficiently at the SiNC and polymer interfaces, however, electron transportation *via* particle-to-particle, or hopping mechanism, may be disturbed unless the electron transport percolation pathway is created. Presumably charge recombination at the interface occurs rather dominantly which increases the internal resistance of the photoactive layer, yielding a small value of FF. A detailed analysis of the internal morphology of the SiNC network and the optimization of the complementary polymer matrix is the critical issue for the elucidation of the charge transport mechanism and thus the further improvement of PV performance.

The morphology of the photoactive layers was investigated using scanning electron microscopy as shown in Fig. 6 (SEM, JSM-7800; JEOL Ltd.). The morphology plays a key role in the photoactive layer because photogenerated excitons have a high binding energy, and the diffusion length in the polymer matrix is generally as short as 10 nm. As-etched SiNCs were moderately blended with PTB7 without remarkable aggregation. This morphology provided better exciton dissociation interfaces and electron transport pathways, resulting in a higher J_{sc} , but low fill factor (Fig. 6(a)). In the case of low-defect SiNCs, some aggregation of SiNCs was observed all over the layer (Fig. 6(b)). Although low-temperature (200 °C) annealing decreases SiNC defects effectively, the agglomeration of SiNCs is likely to occur which deteriorates PV performance. In the case of high-defect SiNCs, we observed the remarkable aggregation of SiNCs by naked eyes, which was further confirmed by the SEM micrograph as shown in Fig. 6(c). The size of the aggregations (*ca.* 1 μm) was larger than the thickness of the photoactive layer, which is clearly detrimental for the generation and transportation of photogenerated carriers.

As a comparison, titanium oxide nanocrystals (TiO₂, 5 nm, anatase; EM Japan) were examined, and their photovoltaic performance was compared with that of SiNC-HPVs. TiO₂ has been widely used as an n-type semiconducting material with efficient electron transport mobility in numerous electronic devices. The energy diagram is compared with that of the SiNCs in Fig. 2. The energy alignment of TiO₂ is better than that of SiNCs because the energy offset between the TiO₂ conduction band edge and the LUMO level of PTB7 is larger than that of the SiNCs, enabling efficient exciton dissociation at their interfaces. Moreover, the TiO₂ valence band edge is located suitably so that hole transport to the aluminium electrode is prevented. However, the TiO₂-HPVs showed an extremely low photovoltaic performance as shown in Fig. 5 and Table 1. Fig. 7 shows that the dispersion state of TiO₂ nanocrystals over the polymer matrix is insufficient, and a bulk-heterojunction-type structure is not fabricated. Modification of TiO₂ surface with organic ligands would improve the dispersion of TiO₂ nanoparticles in the solvent for forming a better photoactive layer.^{51–53} However, in electronic device applications, organic ligands are not suitable because the surface ligand hinders carrier mobility between particles, decreasing the device performance.¹

As another choice for an electron donor material, PTB7-Th should be more suitable with an effective band gap of 1.57 eV.




Fig. 6 Top view SEM micrographs of SiNCs/PTB7 photoactive layer: (a) as-etched SiNCs; (b) low-defect SiNCs (200 °C annealing); (c) high-defect SiNCs (400 °C annealing).




Fig. 7 Laser scanning microscopy images of HPVs based on (a) as-etched SiNCs; (b) TiO₂ nanocrystals.

Optical absorption spectra were measured for SiNCs, PTB7, PTB7-Th, and their blended films as the photoactive layer after spin-coating on a glass substrate using a calibrated UV spectrophotometer (UV-1800; Shimadzu) (Fig. 8). The SiNCs/PTB7-Th blended film had a larger absorption spectrum than the SiNCs/PTB7 blended film in the longer wavelength region, which is expected to produce a higher J_{SC} value. The as-etched SiNCs/PTB7-Th device was fabricated, and the J - V characteristics and performance parameters are summarized in Fig. 7 and Table 1. The PCE reached up to 3.0%: the J_{sc} increased slightly, but the fill factor improved remarkably.

3.3 Device performance under standard indoor light

Device performance measurement under standard indoor light at 1000 lx was performed as a reference to the illuminance in a typical office setting. The as-etched SiNCs/PTB7-Th device was used for performance measurements. J - V characteristics are shown in Fig. 9, and the corresponding performance parameters are listed in Table 2. The maximum output power density (P_{max}) was 34.0 $\mu\text{W cm}^{-2}$ with a J_{SC} of 0.195 mA cm^{-2} , V_{OC} of 0.47 V and FF of 35.48%, while the PCE was 9.71%. The

irradiance of the LED light source at 1000 lx was 0.35 mW cm^{-2} , and the PCE was estimated by dividing the P_{max} of the device by the irradiance of the LED light source. The device shows a low J_{SC} since the illuminance of the LED light source is *ca.* 1/120 of that of the solar simulator (1 sun). The irradiance spectra of the LED light source are shown in Fig. 10. The photoactive layer has a complimentary light absorption spectrum shorter than 800 nm, which would sufficiently convert the entire range of indoor light spectra into photocurrent. The SiNC absorbance spectrum matches the irradiance sharp peak at 440 nm, and the PTB7-Th absorbance spectrum covers the entire irradiance spectrum range between 500 nm and 700 nm. Consequently, a PCE of 9.71% under the standard indoor light was obtained since the energy loss between the photoactive layer light absorption spectrum and light source wavelength was reduced. The power consumption of a low-powered IoT device typically ranges between 20 μW and 10 mW,^{31,54} and SiNC-HPVs enables sufficient power supply to the IoT device by designing an optimum system structure. A typical fullerene-based OPV has been reported to exceed a PCE of 10% under a simulated indoor light source.^{33–39} Also, the SiNC-HPVs can be a potential energy harvesting device for indoor IoT applications.

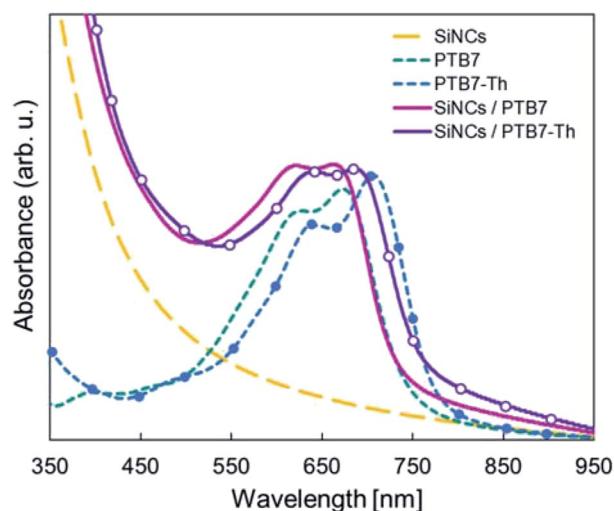


Fig. 8 Absorbance spectra of SiNCs, PTB7, PTB7-Th, and their blended films.

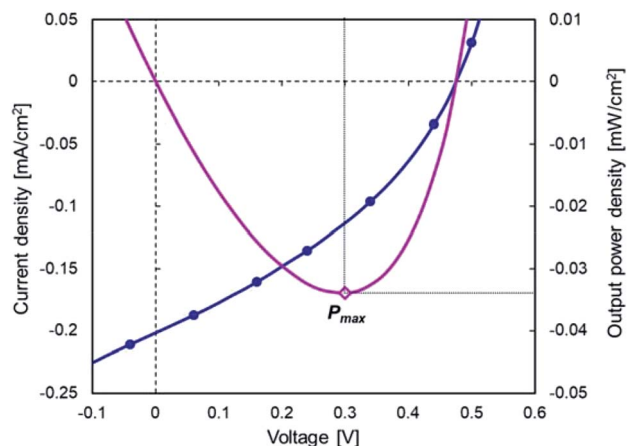


Fig. 9 J - V characteristics of SiNC-HPVs under simulated standard indoor light (1000 lx).

Table 2 Performance parameters of hybrid photovoltaics corresponding to $J-V$ characteristics (indoor light; 1000 lx)

Device configuration	J_{sc} [mA cm^{-2}]	V_{oc} [V]	FF [%]	P_{max} [$\mu\text{W cm}^{-2}$]	PCE [%]
As-H:SiNCs/PTB7-Th	0.195	0.47	35.48	34.0	9.71

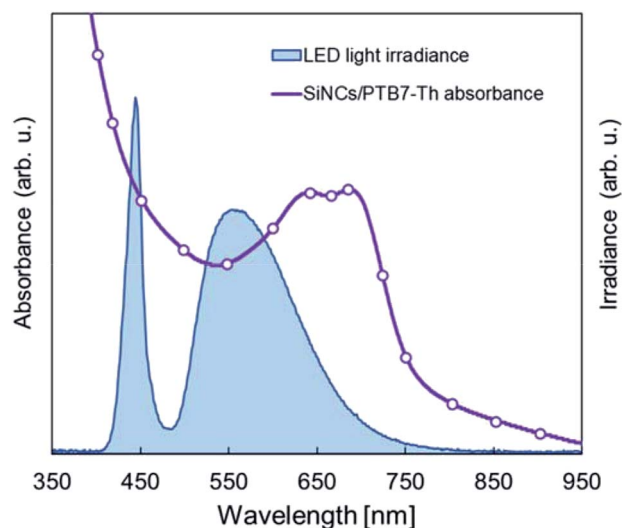


Fig. 10 Irradiance spectrum of the LED light source vs. SiNCs/PTB7-Th absorbance spectrum.

4. Conclusion

This paper demonstrated SiNC-HPVs and obtained a PCE up to 3.0% under standard solar irradiation (1 sun). Additionally, the use of SiNC-HPVs for indoor applications was examined, and PCE under the simulated standard indoor light reached 9.7% because of the suitability of the light absorption spectrum and light source wavelength due to SiNCs. This value is more than three times as high as that measured under standard solar irradiation, indicating the potential use of SiNC-HPVs for indoor energy harvesting systems of IoT applications. Moreover, amount of SiNC defects was reduced by thermal annealing at temperatures below 200 °C while suppressing hydrogen desorption on the SiNC surface. However, thermally treated SiNCs tend to form aggregates in the polymer matrix, and the device performance slightly deteriorates. Further performance improvement would be expected when the agglomeration of SiNCs is suppressed during low-temperature annealing and forms better nanostructured SiNCs/polymer blended photo-active layer with improved FF values.

Conflicts of interest

There are no conflicts to declare.

Acknowledgements

This work was financially supported by JSPS KAKENHI (18H01378 and 19H02662). TEM analysis was supported by the

Center for Advanced Material Characterization of Tokyo Institute of Technology.

References

- R. Gresback, T. Nozaki and K. Okazaki, Synthesis and oxidation of luminescent silicon nanocrystals from silicon tetrachloride by very high frequency nonthermal plasma, *Nanotechnology*, 2011, **22**, 305605, DOI: 10.1088/0957-4484/22/30/305605.
- L. Mangolini, E. Thimsen and U. Kortshagen, High-yield plasma synthesis of luminescent silicon nanocrystals, *Nano Lett.*, 2005, **5**, 655–659, DOI: 10.1021/nl050066y.
- L. Mangolini, Synthesis, properties, and applications of silicon nanocrystals, *J. Vac. Sci. Technol., B: Nanotechnol. Microelectron.: Mater., Process., Meas., Phenom.*, 2013, **31**, 020801, DOI: 10.1116/1.4794789.
- A. Gupta, M. T. Swihart and H. Wiggers, Luminescent colloidal dispersion of silicon quantum dots from microwave plasma synthesis: exploring the photoluminescence behavior across the visible spectrum, *Adv. Funct. Mater.*, 2009, **19**, 696–703, DOI: 10.1002/adfm.200801548.
- J. Nozik, M. C. Breard, K. P. Knutsen, P. Yu, J. M. Luther, Q. Song, W. K. Metzger and R. D. Ellingson, Multiple exciton generation in colloidal silicon nanocrystals, *Nano Lett.*, 2007, **7**, 2506–2512, DOI: 10.1021/nl071486.
- T. Nozaki and K. Okazaki, Application of atmospheric pressure non-equilibrium plasma to nanomaterials synthesis, *J. Optoelectron. Adv. Mater.*, 2008, **10**, 1910–1916.
- K.-Y. Cheng, R. Anthony, U. R. Kortshagen and R. J. Holmes, High-efficiency silicon nanocrystal light-emitting devices, *Nano Lett.*, 2011, **11**, 1952–1956, DOI: 10.1021/nl2001692.
- Z. C. Holman, C.-Y. Liu and U. R. Kortshagen, Germanium and silicon nanocrystal thin-film field-effect transistors from solution, *Nano Lett.*, 2010, **10**, 2661–2666, DOI: 10.1021/nl2001692.
- J.-H. Park, L. Gu, G. V. Maltzahn, E. Ruoslahti, S. N. Bhatia and M. J. Sailor, Biodegradable luminescent porous silicon nanoparticles for *in vivo* applications, *Nat. Mater.*, 2009, **8**, 331–336, DOI: 10.1038/NMAT2398.
- C.-Y. Liu, Z. C. Holman and U. R. Kortshagen, Hybrid solar cells from P3HT and silicon nanocrystals, *Nano Lett.*, 2009, **9**, 449–452, DOI: 10.1021/nl8034338.
- H.-Y. Chen, J. Hou, S. Zhang, Y. Liang, G. Yang, Y. Yang, L. Yu, Y. Wu and G. Li, Polymer solar cells with enhanced open-circuit voltage and efficiency, *Nat. Photonics*, 2009, **3**, 649–653, DOI: 10.1038/NPHOTON.2009.192.
- W. Cai, X. Gong and Y. Cao, Polymer solar cells: recent development and possible routes for improvement in the

- performance, *Sol. Energy Mater. Sol. Cells*, 2010, **94**, 114–127, DOI: 10.1016/j.solmat.2009.10.005.
- 13 Y. Liang, Z. Xu, J. Xia, S.-T. Tsai, Y. Wu, G. Li, C. Ray and L. Yu, For the bright future – Bulk heterojunction polymer solar cells with power conversion efficiency of 7.4%, *Adv. Mater.*, 2010, **22**, E135–E138, DOI: 10.1002/adma.200903528.
- 14 S. C. Prine, A. C. Stuart, L. Yang, H. Zhou and W. You, Fluorine substituted conjugated polymer of medium band gap yields 7% efficiency in polymer – Fullerene solar cells, *J. Am. Chem. Soc.*, 2011, **133**, 4625–4631, DOI: 10.1021/ja1112595.
- 15 T.-Y. Chu, J. Lu, S. Beaupré, Y. Zhang, J.-R. Pouliot, S. Wakim, J. Zhou, M. Leclerc, Z. Li, J. Ding and Y. Tao, Bulk heterojunction solar cells using thieno[3,4-c]pyrrole-4,6-dione and dithieno[3,2-b:2',3'-d]silole copolymer with a power conversion efficiency of 7.3%, *J. Am. Chem. Soc.*, 2011, **133**, 4250–4253, DOI: 10.1021/ja200314m.
- 16 J. You, L. Dou, K. Yoshimura, T. Kato, K. Ohya, T. Moriarty, K. Emery, C.-C. Chen, J. Gao, G. Li and Y. Yang, A polymer tandem solar cell with 10.6% power conversion efficiency, *Nat. Commun.*, 2013, **4**, 1446, DOI: 10.1038/ncomms2411.
- 17 Y. Ding, R. Yamada, R. Gresback, S. Zhou, X. Pi and T. Nozaki, A parametric study of non-thermal plasma synthesis of silicon nanoparticles from a chlorinated precursor, *J. Phys. D: Appl. Phys.*, 2014, **47**, 485202, DOI: 10.1088/0022-3727/47/48/485202.
- 18 F. B. Juangsa, Y. Muroya, M. Ryu, J. Morikawa and T. Nozaki, Thermal conductivity of silicon nanocrystals and polystyrene nanocomposite thin films, *J. Phys. D: Appl. Phys.*, 2016, **49**, 365303, DOI: 10.1088/0022-3727/49/36/365303.
- 19 F. B. Juangsa, Y. Muroya, M. Ryu, J. Morikawa and T. Nozaki, Comparative study of thermal conductivity in crystalline and amorphous nanocomposite, *Appl. Phys. Lett.*, 2017, **110**, 253105, DOI: 10.1063/1.4986920.
- 20 Y. Ding, R. Gresback, Q. Liu, S. Zhou, X. Pi and T. Nozaki, Silicon nanocrystal conjugated polymer hybrid solar cells with improved performance, *Nano Energy*, 2015, **9**, 25–31, DOI: 10.1016/j.nanoen.2014.06.024.
- 21 Y. Ding, M. Sugaya, Q. Liu, S. Zhou and T. Nozaki, Oxygen passivation of silicon nanocrystals: influences on trap states, electron mobility, and hybrid solar cell performance, *Nano Energy*, 2014, **10**, 322–328, DOI: 10.1016/j.nanoen.2014.09.031.
- 22 Y. Ding, S. Zhou, F. B. Juangsa, M. Sugaya, Y. Asano, X. Zhang, Y. Zhao and T. Nozaki, Optical, electrical, and photovoltaic properties of silicon nanoparticles with different crystallinities, *Appl. Phys. Lett.*, 2015, **107**, 233108, DOI: 10.1063/1.4937130.
- 23 Y. Ding, S. Zhou, F. B. Juangsa, M. Sugaya, X. Zhang, Y. Zhao and T. Nozaki, Double-parallel-junction hybrid solar cells based on silicon nanocrystals, *Org. Electron.*, 2016, **30**, 99–104, DOI: 10.1016/j.orgel.2015.11.005.
- 24 S. Ögüt, J. R. Chelikowsky and S. G. Louie, Quantum confinement and optical gaps in Si nanocrystals, *Phys. Rev. Lett.*, 1997, **79**, 1770, DOI: 10.1103/PhysRevLett.79.1770.
- 25 C. S. Garoufalidis, A. D. Zdersis and S. Grimme, High level *Ab initio* calculations of the optical gap of small silicon quantum dots, *Phys. Rev. Lett.*, 2001, **87**, 276402, DOI: 10.1103/PhysRevLett.87.276402.
- 26 T.-W. Kim, C.-H. Cho, B.-H. Kim and S.-J. Park, Quantum confinement effect in crystalline silicon quantum dots in silicon nitride grown using SiH₄ and NH₃, *Appl. Phys. Lett.*, 2006, **88**, 123102, DOI: 10.1063/1.2187434.
- 27 X. Jia, B. Puthen-Veetil, H. Xia, T. C.-J. Yang, Z. Lin, T. Zhang, L. Wu, K. Nomoto, G. Conibeer and I. Perez-Wurfl, All-silicon tandem solar cells: practical limits for energy conversion and possible routes for improvement, *J. Appl. Phys.*, 2016, **119**, 233102, DOI: 10.1063/1.4954003.
- 28 R. Gresback, Y. Murakami, Y. Ding, R. Yamada, K. Okazaki and T. Nozaki, Optical extinction spectra of silicon nanocrystals: size dependence upon the lowest direct transition, *Langmuir*, 2013, **29**, 1802–1807, DOI: 10.1021/la3042082.
- 29 X. Pi, Q. Li, D. Li and D. Yang, Spin-coating silicon-quantum-dots ink to improve solar cell efficiency, *Sol. Energy Mater. Sol. Cells*, 2011, **95**, 2941–2945, DOI: 10.1016/j.solmat.2011.06.010.
- 30 X. Pi, L. Zhang and D. Yang, Enhancing the efficiency of multicrystalline silicon solar cells by the inkjet printing of silicon-quantum-dot ink, *J. Phys. Chem. C*, 2012, **116**, 21240–21243, DOI: 10.1021/jp307078g.
- 31 A. Raj and D. Steingart, Review – power sources for the internet of things, *J. Electrochem. Soc.*, 2018, **165**, B3130–B3136, DOI: 10.1149/2.0181808jes.
- 32 M. U. Farooq, M. Waseem, S. Mazhar, A. Khairi and T. Kamal, A review on Internet of Things (IoT), *International Journal of Computer Applications*, 2015, **113**, 1–7, DOI: 10.5120/19787-1571.
- 33 C. L. Cutting, M. Bag and D. Venkataraman, Indoor light recycling: a new home for organic photovoltaics, *J. Mater. Chem. C*, 2016, **4**, 10367, DOI: 10.1039/c6tc03344j.
- 34 H. K. H. Lee, Z. Li, J. R. Durrant and W. C. Tsoi, Is organic photovoltaics promising for indoor applications?, *Appl. Phys. Lett.*, 2016, **108**, 253301, DOI: 10.1063/1.4954268.
- 35 Y. Cui, H. Tao, T. Zhang, L. Hong, B. Gao, K. Xian, J. Qin and J. Hou, 1 cm² organic photovoltaic cells for indoor application with over 20% efficiency, *Adv. Mater.*, 2019, **31**, 1904512, DOI: 10.1002/adma.201904512.
- 36 F. C. Chen, Emerging organic and organic/inorganic hybrid photovoltaic devices for specialty applications: low-level-lighting energy conversion and biomedical treatment, *Adv. Opt. Mater.*, 2019, **7**, 1800662, DOI: 10.1002/adom.201800662.
- 37 N.-W. Teng, S.-S. Yang and F.-C. Chen, Plasmonic-enhanced organic photovoltaic devices for low-power light applications, *IEEE J. Photovolt.*, 2018, **8**, 752–756, DOI: 10.1109/JPHOTOV.2018.2797975.
- 38 S.-S. Yang, Z.-C. Hsieh, M. L. Keshtov, G. D. Sharma and F.-C. Chen, Toward high-performance polymer photovoltaic devices for low-power indoor applications, *Sol. RRL*, 2017, **1**, 1700174, DOI: 10.1002/solr.201700174.
- 39 Y. Cui, Y. Wang, J. Bergqvist, H. Yao, Y. Xu, B. Gao, C. Yang, S. Zhang, O. Inganäs and F. Gao, Wide-gap non-fullerene acceptor enabling high-performance organic photovoltaic

- cells for indoor applications, *Nat. Energy*, 2019, **4**, 768–775, DOI: 10.1038/s41560-019-0448-5.
- 40 R. Steim, T. Ameri, P. Schilinsky, C. Waldauf, G. Dennler, M. Scharber and C. J. Brabec, Organic photovoltaics for low light applications, *Sol. Energy Mater. Sol. Cells*, 2011, **95**, 3256–3261, DOI: 10.1016/j.solmat.2011.07.011.
- 41 M. Corazza, F. C. Krebs and S. A. Gevorgyan, Lifetime of organic photovoltaics: linking outdoor and indoor tests, *Sol. Energy Mater. Sol. Cells*, 2015, **143**, 467–472, DOI: 10.1016/j.solmat.2015.07.037.
- 42 M. F. Müller, M. Freunek and L. M. Reindl, Maximum efficiency of indoor photovoltaic devices, *IEEE J. Photovolt.*, 2013, **3**, 59–64, DOI: 10.1109/JPHOTOV.2012.2225023.
- 43 H.-H. Chou, Y.-C. Liu, G. Fang, Q.-K. Cao, T.-C. Wei and C.-Y. Yeh, Structurally simple and easily accessible perylenes for dye-sensitized solar cells applicable to both 1 sun and dim-light environments, *ACS Appl. Mater. Interfaces*, 2017, **9**, 37786–37796, DOI: 10.1021/acami.7b11784.
- 44 M. Freitag, J. Teuscher, Y. Saygili, X. Zhang, F. Giordano, P. Liska, J. Hua, S. M. Zakeeruddin, J.-E. Moser, M. Grätzel and A. Hagfeldt, Dye-sensitized solar cells for efficient power generation under ambient lighting, *Nat. Photonics*, 2017, **11**, 372–378, DOI: 10.1038/NPHOTON.2017.60.
- 45 M.-J. Wu, C.-C. Kuo, L.-S. Jhuang, P.-H. Chen, Y.-F. Lai and F.-C. Chen, Bandgap engineering enhances the performance of mixed-cation perovskite materials for indoor photovoltaic applications, *Adv. Energy Mater.*, 2019, **9**, 1901863, DOI: 10.1002/aenm.201901863.
- 46 J. Dagar, S. C. Hermosa, G. Lucarelli, F. Cacialli and T. M. Brown, Highly efficient perovskite solar cells for light harvesting under indoor illumination via solution processed SnO₂/MgO composite electron transport layers, *Nano Energy*, 2018, **49**, 290–299, DOI: 10.1016/j.nanoen.2018.04.027.
- 47 S. Niesar, A. R. Stegner, R. N. Pereira, M. Hoeb, H. Wiggers, M. S. Brandt and M. Stutzmann, Defect reduction in silicon nanoparticles by low-temperature vacuum annealing, *Appl. Phys. Lett.*, 2010, **96**, 193112, DOI: 10.1063/1.3428359.
- 48 S. Niesar, R. N. Pereira, A. R. Stegner, N. Erhard, M. Hoeb, A. Baumer, H. Wiggers, M. S. Brandt and M. Stutzmann, Low-cost post-growth treatments of crystalline silicon nanoparticles improving surface electronic properties, *Adv. Funct. Mater.*, 2012, **22**, 1190–1198, DOI: 10.1002/adfm.201101811.
- 49 Y. Ogata, H. Niki, T. Sakka and M. Iwasaki, Hydrogen in porous silicon: vibration analysis of SiH_x species, *J. Electrochem. Soc.*, 1995, **142**, 195–201, DOI: 10.1149/1.2043865.
- 50 P. Martín, J. F. Fernández and C. Sánchez, Hydrogen surface coverage of as-prepared nanocrystalline porous silicon, *Mater. Sci. Eng., B*, 2004, **108**, 166–170, DOI: 10.1016/j.mseb.2003.10.09.
- 51 J. Zhao, M. Milanova, M. M. C. G. Warmoeskerken and V. Dutschk, Surface modification of TiO₂ nanoparticles with silane coupling agents, *Colloids Surf., A*, 2012, **412**, 273–279, DOI: 10.1016/j.colsurfa.2011.11.033.
- 52 R. Y. Hong, J. H. Li, L. L. Chen, D. Q. Liu, H. Z. Li, Y. Zheng and J. Ding, Synthesis, surface modification and photocatalytic property of ZnO nanoparticles, *Powder Technol.*, 2009, **189**, 426–432, DOI: 10.1016/j.powtec.2008.07.004.
- 53 S. Kango, S. Kalia, A. Celli, J. Njuguna, Y. Habibi and R. Kumar, Surface modification of inorganic nanoparticles for development of organic–inorganic nanocomposites – A review, *Prog. Polym. Sci.*, 2013, **38**, 1232–1261, DOI: 10.1016/j.progpolymsci.2013.02.003.
- 54 F. K. Shaikh and S. Zeadally, Energy harvesting in wireless sensor networks: a comprehensive review, *Renewable Sustainable Energy Rev.*, 2016, **55**, 1041–1054, DOI: 10.1016/j.rser.2015.11.010.