

Research Article

Cognitive behavioural therapy on improving the depression symptoms in patients with diabetes: a meta-analysis of randomized control trials

Zhi-da Wang^{1,*}, Yu-fei Xia^{2,*}, Yue Zhao² and Li-ming Chen¹

¹Key Laboratory of Hormones and Development (Ministry of Health), Tianjin Key Laboratory of Metabolic Diseases, Tianjin Metabolic Diseases Hospital & Tianjin Institute of Endocrinology, Tianjin Medical University, Tianjin 300070, China; ²School of Nursing, Tianjin Medical University, Tianjin 300070, China

Correspondence: Yue Zhao (yuezhao35@hotmail.com) or Li-ming Chen (xfx22081@vip.163.com)



This meta-analysis was performed to evaluate the effect of cognitive behavioural therapy (CBT) in improving the depression symptoms of patients with diabetes. Literature search was conducted in PubMed and Embase up to October 2016 without the initial date. The pooled SMD (standard mean difference) and its 95% confidence interval (CI) were calculated by Revman 5.3. Subgroup analyses were performed by type of diabetes and evaluation criteria of depression. A total of five randomized control trials involving 834 patients with diabetes mellitus (including 417 patients in CBT group and 417 patients in control group) were included in this meta-analysis. The pooled estimates indicated significant improvement of depression by CBT compared with routine approaches in overall outcomes (SMD = -0.33, 95% CI = -0.46 to -0.21, $P < 0.00001$), post-intervention outcomes (SMD = -0.43, 95% CI = -0.73 to -0.12, $P = 0.006$) and outcomes after 12 months intervention (SMD = -0.38, 95% CI = -0.54 to -0.23, $P < 0.0001$). Subgroup analyses showed that the results were not influenced by the type of diabetes. However, the effect of CBT on improving the depression symptoms disappeared when only using CES-D (Centre for Epidemiological Studies scale for Depression) to evaluate depression.

Introduction

Both diabetes and depression were highly prevalent health problems and there was interrelationship between diabetes and depression [1]. Approximately 20–30% of patients with diabetes suffered from depressive disorders, which was more common than among the general population [2,3]. Meanwhile, depression was found to be associated with the increased risk of diabetes mellitus [4] and higher risk of complications and adverse outcomes in patients with diabetes mellitus [5,6]. Moreover, treatment non-adherence caused by depression [7] could result in poorer self-care behaviour [8,9]. Thus, the improvement of depression was important for the patients with diabetes mellitus.

Cognitive behavioural therapy (CBT) was a well-known psychological therapy for effectively challenging dysfunctional thoughts, beliefs and negative behaviours. The efficacy of CBT on anxiety and depression has been proved in many recent studies [10–12]. Currently, many studies also investigated the effect of CBT on improving the depression symptoms in patients with diabetes [13–15]. Although a recent meta-analysis has proved the effectiveness of CBT on depression in patients with diabetes [16], evidence was not strong enough due to some limitations. Firstly, not all relevant studies were included in this previous meta-analysis [17–19]. Secondly, some studies with high risk of attrition bias (which reported incomplete outcome data) were used and analyzed in that previous meta-analysis [20–22]. Thus, we performed this meta-analysis to further evaluate the effect of CBT on depression symptoms in patients with diabetes

*These authors contributed equally to this work.

Received: 01 December 2016

Revised: 07 February 2017

Accepted: 09 February 2017

Accepted Manuscript Online:

09 February 2017

Version of Record published:

10 April 2017

by studies with low risk of attrition bias. Moreover, the impact of type of diabetes and evaluation criteria of depression on results was assessed by subgroup analyses in the present study.

Materials and methods

Literature search strategy

A literature search was conducted in PubMed and Embase databases without initial publication date and with the deadline of October 2016, using the following keywords: 'diabetes' AND 'depression' AND 'Cognitive Behaviour' OR 'Cognitive Behavioural' AND 'Randomized', with language limitation in English. Additional articles were searched by reviewing the references of relevant studies.

Inclusion and exclusion criteria

All included studies should meet the following criteria: (i) study type should be randomized control trial (RCT); (ii) participants were patients with diabetes mellitus aged older than 18 years; (iii) the effect of CBT (CBT group) on the depression symptoms was evaluated by comparing with usual care or other routine therapies (control group) in patients with diabetes mellitus; (iv) the outcomes of depression symptoms were evaluated.

Exclusion criteria were: (i) duplicated publications (only the study with most complete data were included), (ii) letters, comments, case reports or reviews and (iii) no available data.

Data extraction and quality assessment

Two investigators independently reviewed the full texts of included studies and assessed their quality. Differences were resolved by discussion to ensure consistency of evaluation. The methodological quality of these randomized trials was assessed using the Cochrane Collaboration's tool for assessing risk of bias [23], which included eight items: random sequence generation, allocation concealment, blinding of participants and personnel, blinding of outcome assessment, assessment of incomplete data outcome, selective reporting and other sources of bias.

The following data should be extracted using a predesigned form: first author name, year of publication, country, duration of intervention, follow-up duration, control group, sample size, age, sex, evaluation criteria of depression, the baseline and outcomes.

Statistical analysis

In this meta-analysis, Reviewer manager 5.3 was used to calculate the pooled SMD (standard mean difference) as well as the corresponding 95% confidence interval (CI). The Chi-square and *I*-square statistic were used to assess the between-studies heterogeneity. A *P* value <0.1 or *I*²>50% indicated the significant heterogeneity, then, the random-effect model was used to pool the SMDs. Otherwise, the fixed-effect model was applied. A *Z*-test was used to determine the statistical significance of these pooled SMDs. In addition, subgroup analyses were performed by type of diabetes or the evaluation criteria of depression. Publication bias was assessed by Egger's test using Stata 11.0. The trim-and-fill method was used to estimate the results of adjusted meta-analysis when publication bias presented. For all these analysis, the *P* value of <0.05 indicated statistical significance.

Results

Characteristics of included studies

The flow chart of literature search and study selection was presented in Figure 1. After initial literature search, a total of 411 articles were identified from PubMed and Embase. After excluding duplicates and irrelevant articles, 82 potentially relevant articles remained. Among them, 67 articles were removed by scanning the titles or abstracts: 17 non-original articles (reviews, letters or case reports), 29 articles not about CBT, 6 articles on adolescents or children and 15 non-RCTs, according to the inclusion and exclusion criteria. After reading the full-text, ten articles without available data were excluded. Finally, five studies were included in this meta-analysis [17-19,24,25].

The characteristics of these included studies were listed in Table 1. A total of five studies involving 834 patients with diabetes mellitus (including 417 patients in CBT group and 417 patients in control group) were included in this meta-analysis. The publication year ranged from 2005 to 2015. The intervention duration was reported in three studies [18,24,25] and ranged from 3 to 12 months. Three studies reported the outcomes after 12 months follow up [17,19,25]. There were no significant differences in age and sex between groups in these included studies. The criteria for evaluating depression were CES-D (Centre for Epidemiological Studies scale for Depression), BDI (Beck Depression Inventory), MADRS (Montgomery-Asberg Depression Rating Scale), CGI (Clinical Global Impression) or/and

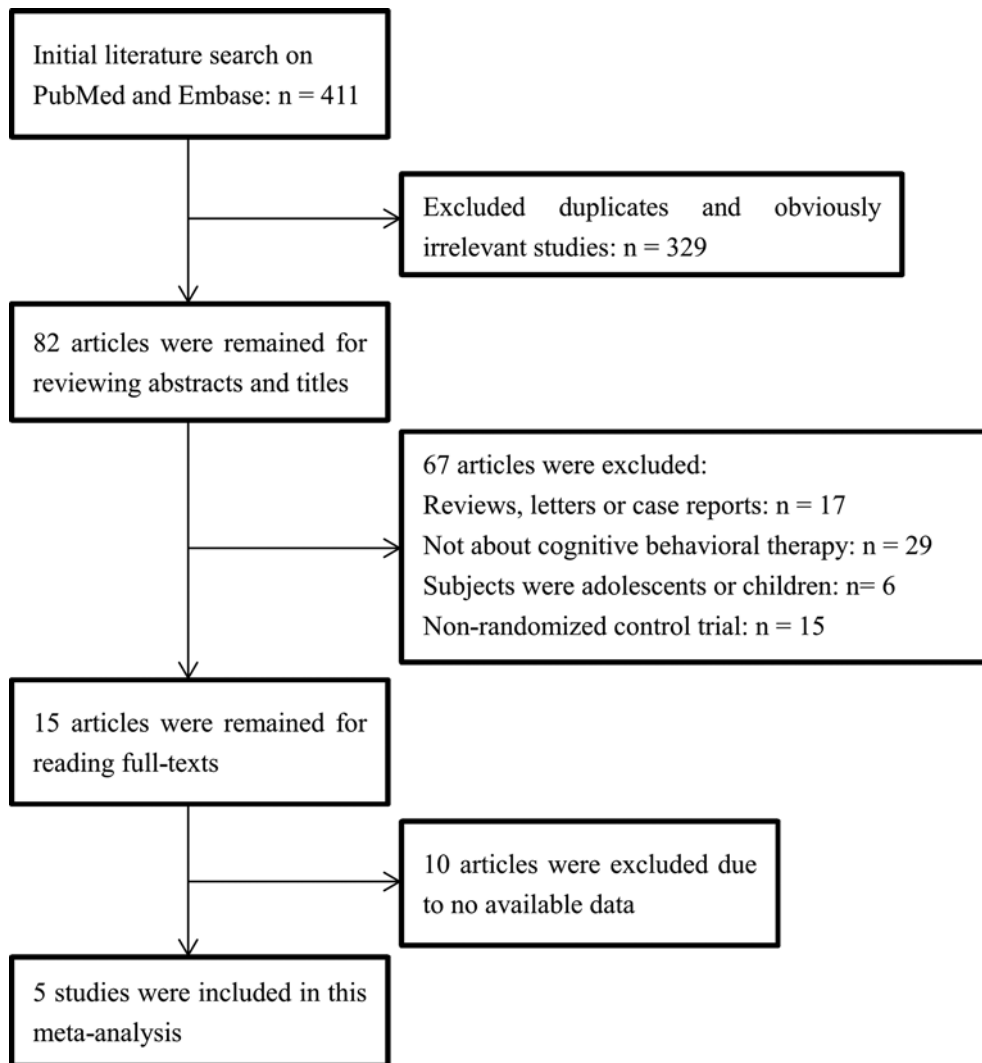


Figure 1. Flow diagram of the study selection process

PHQ-9 (Patient Health Questionnaire-9) in these studies. The basic values of these criteria were similar between CBT and control groups in these included studies. In addition, Figure 2 showed that there was no high risk of bias in all these included RCTs, except the study of Laura MC et al. [19], which showed high risk of performance bias because patients were not blinded to interventions (Figure 2).

Overall outcomes

As shown in Figure 3A, we re-analyzed the mean change of depression symptoms (mean difference of depression score from endpoint to baseline) between CBT and control groups. The results showed there was no significant heterogeneity ($I^2 = 10\%$, $P=0.35$) among these included studies, so the fixed-effect model was used. The pooled estimate indicated that the depression symptom of diabetes mellitus patients in CBT group was significantly improved compared with that in the control group.

Meta-analysis for post-intervention outcomes

Three studies [18,24,25] analyzed the mean change of depression symptoms after intervention immediately (mean difference of depression score from post-intervention to baseline) between CBT and control groups. Significant heterogeneity among these studies ($I^2 = 58\%$, $P=0.07$) was found, so the random-effect model was used. The pooled SMD was -0.43 (95% CI $= -0.73$ to -0.12 , $Z = 2.75$, $P=0.006$), indicating better efficacy of CBT in reducing depression symptoms than the controls at immediate post-intervention (Figure 3B).

Table 1 Characteristics of these included studies

Author (year)	Country	Duration of intervention	Follow-up duration	Subjects	Group	Sample size	M/F	Age	Criteria for evaluating depression	Baseline values
der Ven, N.C.V. (2005)	Netherlands	3 months	0 months	Type 1 diabetes	CBT	45	36/52	37.8 ± 10.6	CES-D	16.0 ± 11.0
					Control: blood glucose awareness training	43				
Piette, J.D. (2011)	U.S.A.	12 months	0 months	Type 2 diabetes	CBT	145	72/73	55.1 ± 9.4	BDI	26.7 ± 7.7
					Control: usual care	146	73/73	56.0 ± 10.9		26.5 ± 9.9
Safren, S.A. (2014)	U.S.A.	4 months	12 months	Type 2 diabetes	CBT	45	22/23	55.44 ± 8.72	MADRS	25.60 ± 8.99
					Control: enhanced treatment as usual	42	22/20	58.31 ± 7.41	CGI MADRS	4.42 ± 1.29 23.31 ± 7.20
Laura, M.C. (2013)	Netherlands	NA	12 months	Type 2 diabetes	CBT	76	45/31	60.5 ± 9.4	CGI CES-D	3.98 ± 1.09 11.1 ± 8.1
					Control: managed care	78	50/28	61.2 ± 8.8		9.6 ± 8.2
Hermanns, N. (2015)	Germany	NA	12 months	Diabetes mellitus	CBT	106	56/60	43.2 ± 14.9	CES-D	24.7 ± 7.6
					Control: diabetes education	108	57/61	43.4 ± 13.8	PHQ-9 CES-D	10.9 ± 4.3 22.4 ± 8.6
									PHQ-9	9.6 ± 3.8

Meta-analysis for outcomes after 12-months follow up

The mean change of depression symptoms after 12 months follow up (mean difference of depression score from 12 months follow up to baseline) between CBT and control groups was analyzed in three included studies [17,19,25]. No significant heterogeneity ($I^2 = 25\%$, $P = 0.26$) was found among these studies, then we applied the fixed-effect model to pool the data. The pooled estimate (SMD = -0.38, 95% CI = -0.54 to -0.23, $Z = 4.88$, $P < 0.0001$) indicated that the depression symptoms still be significantly improved by CBT after 12 months follow up, compared with controls.

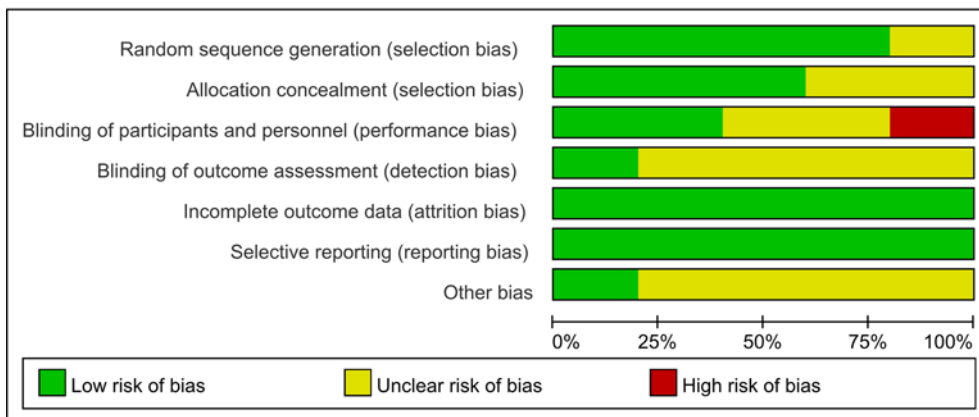
Subgroup analyses

Table 2 showed the results of subgroup analyses.

For the analyses on studies only enrolled patients with Type 2 diabetes, the significant heterogeneity existed among studies for the outcomes after 12 months follow up ($P = 0.07$, $I^2 = 62\%$), so the randomized-effect model was used. No significant heterogeneity was found for overall outcomes and post-intervention outcomes ($P > 0.10$, $I^2 < 50\%$), and then the fixed-effect model was applied. The results of subgroup analyses showed consistent results with the overall analyses, indicating that the efficacy of CBT on depression symptoms was not affected by the type of diabetes. In addition, the disappearance of heterogeneity in analysis for post-intervention outcomes in subgroup analyses indicated that the type of diabetes may be one of the sources of heterogeneity among studies (Table 2).

For the analyses on studies in which depression was evaluated using CES-D, the significant heterogeneity among studies was found in analyses for overall outcomes and outcomes after 12 months follow up ($P < 0.10$, $I^2 > 50\%$), so the random-effect model was used. However, inconsistent result with the overall analysis was found in these subgroup analyses, indicating the similar mean change of CES-D score between CBT and control groups (Table 2). These results suggested that the results can be affected by the evaluation criteria of depression.

A



B

Study	Random sequence generation (selection bias)	Allocation concealment (selection bias)	Blinding of participants and personnel (performance bias)	Blinding of outcome assessment (detection bias)	Incomplete outcome data (attrition bias)	Selective reporting (reporting bias)	Other bias
Der Ven NCW 2005	+	+	?	?	+	+	?
Hermanns N 2015	+	?	+	?	+	+	+
Laura MC 2013	+	+	-	?	+	+	?
Piette JD 2001	+	+	?	?	+	+	?
Safren SA 2013	?	?	+	+	+	+	?

Figure 2. Quality assessment of included studies: risk of bias graph (A) and risk of bias summary (B)

Publication bias

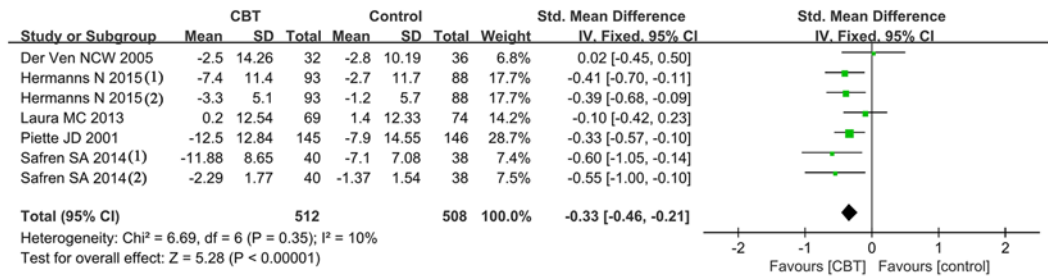
The significant publication bias did not exist in this meta-analysis based on the results of the Egger's test (overall outcomes: $P=0.732$, post-intervention outcomes: $P=0.372$, outcomes after 12 months follow up: $P=0.975$).

Discussion

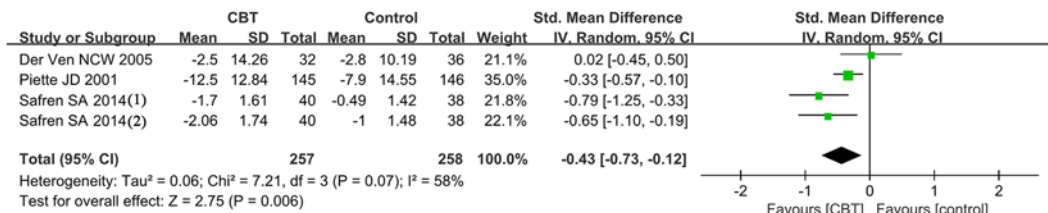
The present study proved the effectiveness of CBT on improving depression after intervention immediately and 12 months follow up in patients with diabetes, compared with controls. However, the effectiveness of CBT on depression symptoms was similar to the controls when only using CES-D to evaluate depression.

Compared with the recent meta-analysis [16], we excluded the studies of Amsberg et al. [22] and Snoek et al. [21] because of incomplete outcome data and high risk of attrition bias. In addition, the studies of der Ven et al. [18] and Hermanns et al. [17] were first analyzed in this meta-analysis. Furthermore, we evaluate the efficacy of CBT on depression at post-intervention and 12 months after follow up. In addition, we performed the subgroup analyses and

A



B



C

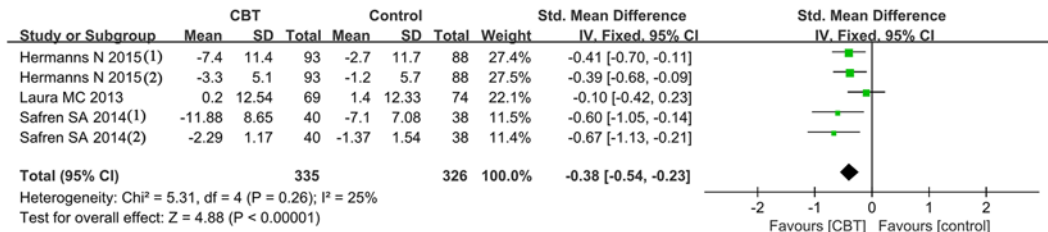


Figure 3. Forest plots for meta-analysis of overall outcomes (A), post-intervention outcomes (B) and outcomes after 12 months follow up (C)

Hermanns, N. 2015 (i): outcomes of depression evaluated by CES-D; Hermanns, N. 2015 (ii): outcomes of depression evaluated by PHQ-9; Safren, S.A. 2013 (I): outcomes of depression evaluated by MADRS; Safren, S.A. 2013 (II): outcomes of depression evaluated by CGI.

found the impact of evaluation criteria of depression on results, which was not shown in the previous meta-analysis [16].

As we all know that depression causing low medication adherence was always a major problem in the treatment of diabetes [9,26,27]. CBT can improve the medication adherence in many diseases including diabetes, which may be via reducing the depression symptoms [28,29]. In addition, previous studies also found the association between depression and glycaemic control in patients with diabetes [30,31]. Some evidence have proved the efficacy of treatments for depression on improving the glycaemic control in patients with diabetes [32,33]. Thus, glycaemic control may be associated with the mechanism of improved depression symptoms by CBT in patients with diabetes [16].

Although the overall analysis confirmed the effectiveness of CBT on improving depression symptoms of patients with diabetes compared with the routine approaches, the impact of evaluation criteria of depression on results should not be ignored. The CES-D was a short self-report scale designed to measure depressive symptomatology in the general population [34]. Although the studies have showed that CES-D was a valid screening tool for depression in diabetic patients, the sensitivity and specificity was not high enough to discriminate depression [35-37]. Thus, the

Table 2 Results of subgroup analyses

Subgroup analyses		Number of included studies	SMD [95% CI]	P value	Heterogeneity (I^2 , P value)
Analyses based on studies only involving Type 2 diabetes patients	Overall analysis	3 [19,24,25]	-0.34 [-0.50, -0.17]	<0.0001	28%, $P=0.24$
	Post-intervention outcomes	2 [24,25]	-0.53 [-0.82, -0.24]	0.0004	46%, $P=0.16$
	Outcomes after 12 months follow up	2 [19,25]	-0.43 [-0.81, -0.04]	0.03	62%, $P=0.07$
Analyses based on studies in which depression was evaluated using CES-D	Overall analysis	3 [17-19]	-0.21 [-0.56, 0.13]	0.23	52%, $P=0.12$
	Post-intervention outcomes	1 [18]	0.02 [-0.45, 0.50]	0.92	-
	Outcomes after 12 months follow up	2 [17,19]	-0.32 [-0.81, 0.17]	0.20	67%, $P=0.08$

-, no application.

CES-D may be inappropriate to evaluate the efficacy of CBT on improving depression in patients with diabetes, then resulting in the non-significant results.

Some limitations of this meta-analysis should be noted. Firstly, these evidences from this meta-analysis were not strong enough due to the small sample size. More studies with larger sample size should be performed to verify these results. Secondly, although the type of diabetes may be one of the sources of heterogeneity among studies, significant heterogeneity among studies was still present, which may be caused by the other confounding factors (such as intervention duration and controls). Thirdly, long follow up should be performed in future studies to not only assess the depression outcomes but also the other outcomes such as medication adherence and glycaemic control. Furthermore, except the three criteria analyzed in this meta-analysis, there was many other criteria for evaluating depression such as 'beck depression inventory', 'zung depression rating scale' or 'hospital anxiety and depression scale'. However, there were not enough studies considering these criteria, so this meta-analysis could not analyze them due to lack of available data.

In conclusion, CBT had better efficacy in improving depression symptoms of patients with diabetes compared with routine approaches.

Author contribution

Zhida Wang collected the data and wrote the paper. Yufei Xia analyzed the data and wrote the paper. Yue Zhao conceived and designed the research project. Limng Chen conceived and designed the research project.

Competing interests

The authors declare that there are no competing interests associated with the manuscript.

Funding

This work was supported by the Science-Technology foundation of Tianjin Health and Family Planning Commission [grant number 2015KZ091]; and the Natural Science Foundation of Tianjin, China [grant number 16JCQNJC12900].

Abbreviations

BDI, Beck depression inventory; CBT, cognitive behavioural therapy; CES-D, Centre for Epidemiological Studies scale for Depression; CGI, clinical global impression; CI, confidence interval; MADRS, Montgomery-Asberg depression rating scale; PHQ-9, patient health questionnaire-9; RCT, randomized control trial; SMD, standard mean difference.

References

- 1 Cho, Y.G. (2014) The interrelationship between diabetes and depression. *Korean J. Fam. Med.* **35**, 109–110
- 2 Fisher, L., Hessler, D.M., Polonsky, W.H., Masharani, U., Peters, A.L., Blumer, I. et al. (2016) Prevalence of depression in Type 1 diabetes and the problem of over-diagnosis. *Diabet. Med.* **33**, 1590–1597

- 3 Fisher, E.B., Chan, J.C., Nan, H., Sartorius, N. and Oldenburg, B. (2012) Co-occurrence of diabetes and depression: conceptual considerations for an emerging global health challenge. *J. Affect Disord.* **142**, S56–S66
- 4 de Winter, C.F., Hermans, H., Evenhuis, H.M. and Ehteld, M.A. (2015) Associations of symptoms of anxiety and depression with diabetes and cardiovascular risk factors in older people with intellectual disability. *J. Intellect. Disabil. Res.* **59**, 176–185
- 5 Musselman, D.L., Ziemer, D.C., McNutt, M.D., Seay, J.S., Royster, E.B., Larsen, B. et al. (2014) Depression, deficits in functional capacity, and impaired glycaemic control in urban African Americans with type 2 diabetes. *J. Psychiatr. Res.* **52**, 21–27
- 6 Pouwer, F., Nefs, G. and Nouwen, A. (2013) Adverse effects of depression on glycaemic control and health outcomes in people with diabetes: a review. *Endocrinol. Metab. Clin. North Am.* **42**, 529–544
- 7 Gonzalez, J.S., Peyrot, M., McCarl, L.A., Collins, E.M., Serpa, L., Mimiaga, M.J. et al. (2008) Depression and diabetes treatment nonadherence: a meta-analysis. *Diabetes Care* **31**, 2398–2403
- 8 Hermanns, N. (2010) CS03-01 - Epidemiology of co-morbid diabetes and depression. *Eur. Psychiatr.* **25**, 148
- 9 Lin, E.H., Katon, W., Von Korff, M., Rutter, C., Simon, G.E., Oliver, M. et al. (2004) Relationship of depression and diabetes self-care, medication adherence, and preventive care. *Diabetes Care* **27**, 2154–2160
- 10 Franklin, G., Carson, A.J. and Welch, K.A. (2016) Cognitive behavioural therapy for depression: systematic review of imaging studies. *Acta Neuropsychiatr.* **28**, 61–74
- 11 Unwin, G., Tsimopoulou, I., Kroese, B.S. and Azmi, S. (2016) Effectiveness of cognitive behavioural therapy (CBT) programmes for anxiety or depression in adults with intellectual disabilities: a review of the literature. *Res. Dev. Disabil.* **51–52**, 60–75
- 12 Ridgway, N. and Williams, C. (2011) Cognitive behavioural therapy self-help for depression: an overview. *J. Ment. Health* **20**, 593–603
- 13 van Bastelaar, K.M., Pouwer, F., Cuijpers, P., Twisk, J.W. and Snoek, F.J. (2008) Web-based cognitive behavioural therapy (W-CBT) for diabetes patients with co-morbid depression: design of a randomised controlled trial. *BMC Psychiatry* **8**, 9
- 14 Gonzalez, J.S., McCarl, L.A., Wexler, D.D., Cagliero, E., Delahanty, L., Soper, T.D. et al. (2010) Cognitive behavioral therapy for adherence and depression (CBT-AD) in type 2 diabetes. *J. Cogn. Psychother.* **24**, 329–343
- 15 Kulzer, B., Schmitt, A., Hermanns, N., Gahr, A. and Haak, T. (2014) *The effect of a diabetes-specific cognitive behavioural treatment programme (DIAMOS) for people with diabetes and subthreshold depression*, vol. 50, pp. 15–19, Easd Meeting, Vienna, Austria
- 16 Uchendu, C. and Blake, H. (2016) Effectiveness of cognitive-behavioural therapy on glycaemic control and psychological outcomes in adults with diabetes mellitus: a systematic review and meta-analysis of randomized controlled trials. *Diabet. Med.* **34**, 328–339
- 17 Hermanns, N., Schmitt, A., Gahr, A., Herder, C., Nowotny, B., Roden, M. et al. (2015) The effect of a Diabetes-Specific Cognitive Behavioral Treatment Program (DIAMOS) for patients with diabetes and subclinical depression: results of a randomized controlled trial. *Diabetes Care* **38**, 551–560
- 18 der Ven, N.C.V., Hogenelst, M.H., Tromp-Wever, A.M., Twisk, J.W., van der Ploeg, H.M., Heine, R.J. et al. (2005) Short-term effects of cognitive behavioural group training (CBGT) in adult Type 1 diabetes patients in prolonged poor glycaemic control. A randomized controlled trial. *Diabet. Med.* **22**, 1619–1623
- 19 Welschen, L.M., van Oppen, P., Bot, S.D., Kostense, P.J., Dekker, J.M. and Nijpels, G. (2013) Effects of a cognitive behavioural treatment in patients with type 2 diabetes when added to managed care; a randomised controlled trial. *J. Behav. Med.* **36**, 556–566
- 20 Penckofer, S.M., Ferrans, C., Mumby, P., Byrn, M., Emanuele, M.A., Harrison, P.R. et al. (2012) A psychoeducational intervention (SWEEP) for depressed women with diabetes. *Ann. Behav. Med.* **44**, 192–206
- 21 Snoek, F.J., der Ven, N.C.V., Twisk, J.W., Hogenelst, M.H., Tromp-Wever, A.M., van der Ploeg, H.M. et al. (2008) Cognitive behavioural therapy (CBT) compared with blood glucose awareness training (BGAT) in poorly controlled Type 1 diabetic patients: long-term effects on HbA moderated by depression. A randomized controlled trial. *Diabet. Med.* **25**, 1337–1342
- 22 Amsberg, S., Anderbro, T., Wredling, R., Lisspers, J., Lins, P.E., Adamson, U. et al. (2009) A cognitive behavior therapy-based intervention among poorly controlled adult type 1 diabetes patients—a randomized controlled trial. *Patient Educ. Couns.* **77**, 72–80
- 23 Higgins, J.P., Altman, D.G., Gotzsche, P.C., Juni, P., Moher, D., Oxman, A.D. et al. (2011) The Cochrane Collaboration's tool for assessing risk of bias in randomised trials. *BMJ* **343**, d5928
- 24 Piette, J.D., Richardson, C., Himle, J., Duffy, S., Torres, T., Vogel, M. et al. (2011) A randomized trial of telephonic counseling plus walking for depressed diabetes patients. *Med. Care* **49**, 641–648
- 25 Safren, S.A., Gonzalez, J.S., Wexler, D.J., Psaros, C., Delahanty, L.M., Blashill, A.J. et al. (2014) A randomized controlled trial of cognitive behavioral therapy for adherence and depression (CBT-AD) in patients with uncontrolled type 2 diabetes. *Diabetes Care* **37**, 625–633
- 26 Dimatteo, M.R., Lepper, H.S. and Croghan, T.W. (2000) Depression is a risk factor for noncompliance with medical treatment: meta-analysis of the effects of anxiety and depression on patient adherence. *Arch. Intern. Med.* **160**, 2101
- 27 Katon, W., Russo, J., Lin, E.H., Heckbert, S.R., Karter, A.J., Williams, L.H. et al. (2009) Diabetes and poor disease control: is comorbid depression associated with poor medication adherence or lack of treatment intensification? *Psychosom. Med.* **71**, 965–972
- 28 Safren, S.A., O'Cleirigh, C., Tan, J.Y., Raminani, S.R., Reilly, L.C., Otto, M.W. et al. (2009) A randomized controlled trial of cognitive behavioral therapy for adherence and depression (CBT-AD) in HIV-infected individuals. *Health Psychol.* **28**, 1–10
- 29 Markowitz, S.M., Carper, M.M., Gonzalez, J.S., Delahanty, L.M. and Safren, S.A. (2012) Cognitive-behavioral therapy for the treatment of depression and adherence in patients with type 1 diabetes: pilot data and feasibility. *Prim. Care Companion CNS Disord.* **14**
- 30 Paschalides, C., Wearden, A.J., Dunkerley, R., Bundy, C., Davies, R. and Dickens, C.M. (2004) The associations of anxiety, depression and personal illness representations with glycaemic control and health-related quality of life in patients with type 2 diabetes mellitus. *J. Psychosom. Res.* **57**, 557–564
- 31 Pouwer, F. and Snoek, F.J. (2001) Association between symptoms of depression and glycaemic control may be unstable across gender. *Diabet. Med.* **18**, 595–598

- 32 Wang, M.Y., Tsai, P.S., Chou, K.R. and Chen, C.M. (2008) A systematic review of the efficacy of non-pharmacological treatments for depression on glycaemic control in type 2 diabetics. *J. Clin. Nurs.* **17**, 2524–2530
- 33 Dhavale, H.S., Panikkar, V., Jadhav, B.S., Ghulghule, M. and Agari, A.D. (2013) Depression and diabetes: impact of antidepressant medications on glycaemic control. *J. Assoc. Physicians India* **61**, 896
- 34 Radloff, L.S. (1977) The CES-D Scale: a self-report depression scale for research in the general population. *Applied Psychological Measurement* **1**, 385–401
- 35 Khamseh, M.E., Baradaran, H.R., Javanbakht, A., Mirghorbani, M., Yadollahi, Z. and Malek, M. (2011) Comparison of the CES-D and PHQ-9 depression scales in people with type 2 diabetes in Tehran, Iran. *BMC Psychiatry* **11**, 61
- 36 Lehmann, V., Makine, C., Karda, C., Kadolu, P., Karda, K. and Pouwer, F. (2011) Validation of the turkish version of the centre for epidemiologic studies depression scale (ces-d) in patients with type 2 diabetes mellitus. *BMC Med. Res. Methodol.* **11**, 109
- 37 Zhang, Y., Ting, R.Z.W., Lam, M.H.B., Lam, S.-P., Yeung, R.O., Nan, H. et al. (2015) Measuring depression with CES-D in Chinese patients with type 2 diabetes: the validity and its comparison to PHQ-9. *BMC Psychiatry* **15**, 198

