









ORIGINAL ARTICLE

Associated factors with recurrent wheezing in infants: is there difference between the sexes?



Wellington Fernando da Silva Ferreira ^a, Denise Siqueira de Carvalho ^a,
Gustavo Falbo Wandalsen ^b, Dirceu Solé ^b,
Emanuel Sávio Cavalcante Sarinho ^c, Décio Medeiros ^c,
Ana Carolina Cavalcanti Dela Bianca Melo ^c, Elaine Xavier Prestes ^d,
Paulo Augusto Moreira Camargos ^e, Karin Regina Luhm ^a,
Luis Garcia-Marcos ^f, Javier Mallol ^g, Nelson Augusto Rosário ^h,
Herberto José Chong-Neto ^{h,*}

^a Universidade Federal do Paraná, Departamento de Saúde Coletiva, Curitiba, PR, Brazil

^b Universidade Federal de São Paulo, Departamento de Pediatria, São Paulo, SP, Brazil

^c Universidade Federal de Pernambuco, Departamento de Pediatria, Recife, PE, Brazil

^d Universidade Estadual do Pará, Departamento de Pediatria, Belém, PA, Brazil

^e Universidade Federal de Minas Gerais, Departamento de Pediatria, Belo Horizonte, MG, Brazil

^f University of Murcia, Virgen de la Arrixaca Children University Hospital, Unidade de Alergia e Respiratória Pediátrica, Murcia, Spain

^g University of Santiago de Chile (USACH), El Pino Hospital, Departamento de Medicina Respiratória, San Bernardo, Chile

^h Universidade Federal do Paraná, Departamento de Pediatria, Curitiba, PR, Brazil

Received 9 June 2020; accepted 5 January 2021

Available online 7 February 2021

KEYWORDS

Wheezing;
Risk factors;
Infants;
Sex

Abstract

Objective: Identify associated factors for recurrent wheezing (RW) in male and female infants.
Methods: Cross-sectional multicentric study using the standardized questionnaire from the *Estudio Internacional sobre Sibilancias en Lactantes* (EISL). The questionnaire was applied to parents of 9345 infants aged 12–15 months at the time of immunization/routine visits.
Results: One thousand two hundred and sixty-one (13.5%) males and nine hundred sixty-three (10.3%) females have had RW (≥ 3 episodes), respectively (p10 colds episodes (OR = 3.46; IC 95% 2.35–5.07), air pollution (OR = 1.33; IC 95% 1.12–1.59), molds at home (OR = 1.23; IC 95% 1.03–1.47), Afro-descendants (OR = 1.42; IC 95% 1.20–1.69), bronchopneumonia (OR = 1.41; IC; 1.11–1.78), severe episodes of wheezing in the first year (OR = 1.56; IC 95% 1.29–1.89),

* Corresponding author.

E-mail: h.chong@uol.com.br (H.J. Chong-Neto).

treatment with bronchodilators (OR=1.60; IC 95% 1.22–2,1) and treatment with oral corticosteroids (OR=1,23; IC 95% 0.99–1,52). Associated factors for RW for females were passive smoking (OR=1.24; IC 95% 1.01–1,51), parents diagnosed with asthma (OR=1.32; IC 95% 1,08–1,62), parents with allergic rhinitis (OR=1.26; IC 95% 1.04–1.53), daycare attendance (OR=1.48; IC 95% 1.17–1,88), colds in the first 6 months of life (OR=2.19; IC 95% 1.69–2.82), personal diagnosis of asthma (OR=1.84; IC 95% 1.39–2.44), emergency room visits (OR=1.78; IC 95% 1.44–2.21), nighttime symptoms (OR=2.89; IC 95% 2.34–3.53) and updated immunization (OR=0.62; IC 95% 0.41–0.96).

Conclusion: There are differences in associated factors for RW between genders. Identification of these differences could be useful to the approach and management of RW between boys and girls.

© 2021 Sociedade Brasileira de Pediatria. Published by Elsevier Editora Ltda. This is an open access article under the CC BY-NC-ND license (<http://creativecommons.org/licenses/by-nc-nd/4.0/>).

Introduction

The National and International Guidelines for management of asthma differ in the definition of recurrent wheezing in terms of the number of wheezing episodes, ranging from at least three to four episodes in the past year.^{1–5}

Various phenotypes of wheezing have been described in epidemiological studies, but not all children wheezing will be asthmatic. The task force of the *European Respiratory Society* classifies wheezing phenotypes as follows: (1) episodic wheezing, which includes wheezing during a discrete period, wheezing associated with cold, and asymptomatic status during the inter-critical period or (2) wheezing due to multiple triggers, such as that in patients presenting recurrent wheezing episodes and symptoms including coughing and wheezing during the period between episodes, during sleep, and triggered by physical activity, laughter, or crying.¹ According to some authors, reference to the expression “recurrent wheezing,” that is, more than three episodes of wheezing per year, has been used as a synonym for asthma.^{2,4}

The EISL (from Spanish: *Estudio Internacional Sobre Sibilancias en Lactantes*; initials in Spanish meaning *International Infant Wheezing Study*) initiative arose from the need for knowledge regarding the epidemiology of wheezing in the first year of life. A standardized and validated questionnaire was applied to parents of infants aged between 12 and 15 months as previously reported.^{6–8}

The EISL questionnaire was applied to 3003, 1014, 1261, 1013, and 1071 individuals in Curitiba, São Paulo, Belo Horizonte, Porto Alegre, and Recife, respectively. Approximately half of the infants had at least one episode of wheezing [Curitiba (45.4%), São Paulo (46%), Belo Horizonte (52%), Porto Alegre (61%), and Recife (43%)], and approximately one-fourth of them [Curitiba (22.6%), São Paulo (26.6%), Belo Horizonte (28.4%), Porto Alegre (36.3%), and Recife (25%)] had recurrent episodes of wheezing (three or more), with a mean onset at the age of 5 months.^{9–13}

In a long-term cohort following 1246 newborns in Tucson, USA, the onset of recurrent wheezing and asthma was seen earlier in males than females.¹⁴ Among the factors associated with recurrent wheezing in infants, having asthmatic parents, history of bronchopneumonia, dogs at home, visits to daycare centers and maternal smoking during pregnancy

were found to be the risk factors, whereas higher maternal education and the late onset of a cold were the protective factors.¹⁵

Despite knowledge regarding the higher prevalence in boys and associated factors in both sexes, boys and girls must have different factors associated with the development of recurrent wheezing at this stage in life and there is a need to characterize specific factors associated with recurrent wheezing that are inherent to each sex. The objective of this study was to identify the factors associated with recurrent wheezing in different sexes in the first year of life.

Method

In this transversal, multicenter study, the standardized methodology of EISL was applied using Phase I database. Five centers from the cities of Belo Horizonte, Belém, Curitiba, Recife, and São Paulo participated in the study.

There was no difference in the period of application of the questionnaires to the parents/guardians of male or female infants.

The factors associated with occasional (<3 episodes) or recurrent wheezing (≥ 3 episodes) in the sexes were evaluated. The variables were divided into three groups: Block I) socio-demographic characteristics; Block II) occurrence of wheezing and infections; Block III) biological and environmental factors.

The statistical analysis was performed with EpiInfo 7.2.2 software (*Centers for Disease Control and Prevention, Atlanta, The United States of America*). Categorical variables are presented as frequency and proportion distributions, and continuous variables as means and standard deviation. The Chi-square test was used for comparison of proportions, and the *Student's t-test* was used for comparison of the mean values.

The relationship between each explanatory variable and the dependent variable (wheezing and non-wheezing) for each sex was evaluated, and the odds ratio (OR) and 95% confidence interval (95% CI) were calculated. For multivariate analysis, logistic regression was used, and variables with values of $p < 0.20$ were entered into the model.

The factors presented in blocks I, II and III in **Tables 2** (boys) and **3** (girls), of bivariate analyzes, are those that had statistical significance ($p < 0.05$), and therefore are not

Table 1 Demographic characteristics of infants with recurrent and occasional wheezing.

Variables	Recurrent Wheezing n = 2223 (%)	Occasional Wheezing n = 2107 (%)	p
Sex			
Male	1261 (54%)	1074 (46%)	<0.001
Female	962 (48%)	1033 (52%)	
Weight at birth, kg (mean ± SD)	3.13 ± 0.55	3.12 ± 0.54	0.03
Current weight, kg (average ± SD)	10.6 ± 1.6	10.4 ± 1.6	0.08
Height at birth, cm (mean ± SD)	48.2 ± 3.1	48.1 ± 2.3	0.19
Current height, cm (average ± SD)	76.1 ± 3.7	76.1 ± 3.8	0.17
Age at onset of wheezing in months (mean ± SD)	4.9 ± 3.1	5.3 ± 3.1	<0.001
Current age (mean ± SD)	13.4 ± 1.7	13.4 ± 1.2	<0.001
Ethnicity			
White	1155 (52%)	1261 (60%)	<0.001
Afro-descendant	1018 (46%)	809 (38.2%)	
Asian	26 (1.2%)	21 (1%)	
Other	24 (1%)	16 (0.8%)	
Level of education of parents			
Primary Education	854 (38.4%)	672 (31.9%)	<0.001
High School	720 (32.4%)	708 (33.6%)	
Higher Education	640 (29.2%)	727 (34.5%)	

the same. The variables that had no statistically significant result ($p > 0.05$) were suppressed to reduce the size of Tables 2 and 3, as the questionnaire is extensive.

The adjusted OR and 95% CI were calculated. Values of $p < 0.05$ were considered statistically significant. In another analysis, the process was repeated with substitution of the outcome of wheezing for the degree of recurrence (recurrent or occasional wheezing) of each sex.

The project was approved by the Complexo Hospital de Clínicas Human Research Ethics Committee of the Federal University of Paraná, and the parents and/or legal representatives of infants aged between 12 and 15 months signed the Informed Consent Term (TCLE).

Results

A total of 9349 infants were included in Belo Horizonte (n = 1231), Belém (n = 3024), Curitiba (n = 3004), São Paulo (n = 1013), and Recife (n = 1077). Table 1 shows the demographic characteristics of infants with recurrent and occasional wheezing.

Table 2 shows the associated factors with recurrent wheezing in a bivariate analysis in boys.

Table 3 shows the associated factors with recurrent wheezing in a bivariate analysis in girls.

The associated factors for RW for male were maternal smoking during pregnancy, >10 cold episodes, air pollution, molds at home, Afro-descendants, bronchopneumonia, severe episodes of wheezing in the first year, treatment with bronchodilators, treatment with oral corticosteroids. Associated factors for RW for females were passive smoking, parents diagnosed with asthma, parents with allergic rhinitis, daycare attendance, colds in the first 6 months of life, personal diagnosis of asthma, emergency room visits, nighttime symptoms and updated immunization.

Fig. 1 shows the associated factors for recurrent wheezing in boys and girls after a multivariate analysis.

Discussion

Several studies have shown differences in the prevalence of recurrent wheezing, ranging from 10% to 80.3% in the occurrence of wheezing at least once during the first 12 months of life, and 8%–43.1% of these infants were recurrent wheezers.¹⁶ The present study reported a 23.8% prevalence of recurrent wheezing with a male predominance. As previously reported, the prevalence of recurrent wheezing in early life is higher in boys. The reason is unknown, but boys and girls must have different factors associated with the development of recurrent wheezing at this stage of life.

The risk factors identified can be defined as environmental, socioeconomic, biological, and multifactorial.¹⁷ In the present study, low birth weight was associated with recurrent wheezing in both sexes, with a higher risk in girls than in boys.

Aranda et al.¹⁸ found in the EISL that the lower the birth weight, the greater the chance of wheezing, especially in girls, as they are born with less weight than boys. This can affect pulmonary development and reduce pulmonary respiratory function.

Asian ethnicity has been associated with protection and African descent has been considered as a risk factor for recurrent wheezing or asthma in children. A study that developed a score for predicting asthma in young children revealed that African-American children were twice as likely to develop asthma than children of other ethnic groups.¹⁹ In this study, Afro-descendant ethnicity was associated with recurrent wheezing in infants, but only in boys. However, no studies have found an association between recurrent wheezing limited to Afro-descendant boys; our findings may have

Table 2 Factors associated with recurrent wheezing in boys after bivariate analysis (n = 2335).

Variables	Male Infants		OR (95% CI)	p
	Episodes of wheezing			
	<3 n = 1.074 (46%)	≥3 n = 1.261 (54%)		
Block I: Demographic/socioeconomic characteristics				
Weight at birth				
<2.500 g	102 (9.7%)	166 (13.4%)	1.23(1.05–1.44)	0.005
≥2.500 g	955 (90.3%)	1.076 (86.6%)	0.80(0.69–0.94)	
Ethnicity				
White	633 (58.9%)	643 (51%)	0.83(0.76–0.91)	<0.001
Afro-descendant	425 (39.6%)	588 (46.6%)	1.17(1.06–1.28)	
Has air conditioning	57 (5.3%)	39 (3.1%)	1.30(1.10–1.55)	0.007
Level of schooling				
Basic education, primary (8 years or less)	339 (31.6%)	467 (37%)	1.14(1.03–1.25)	0.005
Block II: Characteristics/clinical recurrence of wheezing and respiratory infections				
First episodes of wheezing				
≤6 months old	470 (43.8%)	1.048 (83.1%)	1.88(1.73–2.04)	<0.001
7–12 months old	604 (56.2%)	213 (16.9%)	0.53(0.49–0.57)	<0.001
Treatment with medication				
Bronchodilators	879 (81.8%)	1.155 (91.6%)	0.83(0.63–1.09)	<0.001
Corticosteroids	203 (18.9%)	364 (28.9%)	0.72(0.64–0.81)	<0.001
Night symptoms				
Rarely (less than once a month)	551 (51.3%)	284 (22.5%)	0.52(0.48–0.57)	<0.001
Often 2 or more nights per week/month	523 (48.7%)	977 (77.5%)	1.89(1.73–2.05)	<0.001
Use of the emergency service	592 (55.1%)	949 (75.3%)	0.63(0.58–0.68)	<0.001
Difficulty breathing (dyspnea)	407 (37.9%)	772 (61.2%)	0.59(0.54–0.65)	<0.001
Hospitalized (admitted in hospital) for bronchitis	144 (13.4%)	306 (24.3%)	0.64(0.56–0.74)	<0.001
Asthma diagnosis	124 (11.6%)	330 (26.2%)	0.54(0.46–0.63)	<0.001
Pneumonia diagnosis	190 (17.7%)	407 (32.3%)	0.62(0.55–0.70)	<0.001
Pneumonia hospitalization	115 (10.7%)	267 (21.2%)	0.61(0.52–0.71)	<0.001
Block III: Biological and environmental risk factors				
Passive smoking	458 (42.6%)	595 (47.2%)	0.90(0.82–0.98)	<0.001
Smoking mother	167 (15.6%)	264 (20.9%)	0.81(0.71–0.92)	<0.001
Smoking during pregnancy	112 (10.4%)	192 (15.2%)	0.77(0.66–0.99)	<0.001
Parents with asthma	290 (27%)	453 (35.9%)	0.79(0.71–0.87)	<0.001
Parents with allergy/allergic rhinitis	534 (49.7%)	700 (55.5%)	0.88(0.80–0.96)	0.005
Parents with allergies (allergic dermatitis)	276 (25.7%)	372 (29.5%)	0.90(0.81–0.99)	0.04
C-section delivery	495 (46.1%)	485 (38.5%)	1.18(1.08–1.29)	<0.001
Daycare 1st year	181 (16.9%)	282 (22.4%)	0.81(0.72–0.92)	<0.001
Age on starting daycare				
≤6 months old	84 (46.4%)	161 (57.1%)	1.29(1.03–1.63)	0.02
7–12 months old	97 (53.6%)	121 (42.9%)	0.75(0.60–0.94)	0.01
Type of combustion for cooking				
Gas	989 (92.1%)	1.109 (88%)	0.76(0.63–0.90)	<0.001
Wood/coal	85 (7.9%)	152 (12.1%)	1.31(1.10–1.56)	<0.001
Cold episodes in the 1st year				
≤10 episodes	1.039 (96.7%)	1.121 (88.9%)	0.41(0.30–0.56)	<0.001
≥10 episodes	35 (3.3%)	140 (11.1%)	2.40(1.78–3.24)	<0.001
Age at 1st cold episode				
≤6 months old	778 (75.4%)	1.071 (88.4%)	1.52(1.39–1.67)	<0.001
7–12 months old	254 (24.6%)	141 (11.6%)	0.65(0.59–0.71)	<0.001
Has/had skin allergy in the 1st year of life	643 (59.9%)	824 (65.3%)	0.88(0.80–0.96)	0.006
Air pollution near residence	638 (59.4%)	847 (67.2%)	0.83(0.76–0.91)	<0.001
High	197 (33.7%)	308 (39.5%)	1.15(1.01–1.31)	0.02
Molds in the residence	345 (32.1%)	489 (38.8%)	0.85(0.77–0.93)	<0.001
Current weight				

Table 2 (Continued)

Variables	Male Infants		OR (95% CI)	p
	Episodes of wheezing			
	<3 n = 1.074 (46%)	≥3 n = 1.261 (54%)		
Weight ≤8,150	32 (3.1%)	70 (5.81%)	1.49(1.11–1.99)	0.002
Weight ≥8,150	1.004 (96.9%)	1.137 (94.2%)	0.66(0.50–0.89)	0.002

been influenced by the fact that there was a predominance of Afro-descendant boys in this study.

Socioeconomic aspects are factors already identified for recurrent wheezing in infants of both sexes, such as the presence of an air conditioner unit, telephone set, carpet, bathroom and kitchen. The existence of lower socioeconomic conditions is predominant in the high associations of the prevalence of recurrent wheezing in infants, regardless of sex.^{3,11} For other authors who studied the prevalence of wheezing in children, the economic factor was independently associated with severity and the infants' sex, with a significant association with male sex and poverty.^{7,10,20,21}

According to Assis et al.¹⁷ and Medeiros et al.,¹³ the mother's education is a risk factor mainly for low schooling, while the higher education of infants' mothers becomes a protective factor, although the degree of schooling may be related to the cultural and socioeconomic patterns of families.

The severity of recurrent wheezing, characterized by the presence of night symptoms, difficulty in breathing, and the use of emergency services did not differ between the sexes. The use of asthma medications was associated with recurrent wheezing in boys and the medical diagnosis of asthma was a risk factor for both sexes. Boys are at an increased risk of recurrent wheezing,^{8,12,13,17,22} and this relationship is reversed in adolescence. There is no evidence that wheezing is more serious in boys than in girls, and although it has been demonstrated that the diagnosis of asthma was similar among the sexes, the use of asthma medication at such an early age shows that we may face a contingent of individuals with asthma, especially among men.

The presence of mold in the household was a risk factor for recurrent wheezing among boys and girls. The mechanism by which children are exposed to intradomicile fungal antigens in their first year of life is unknown, but there is an increased risk of croup, pneumonia, bronchitis and bronchiolitis.²³

The diagnosis of pneumonia was a risk factor for recurrent wheezing in boys, but not in girls. Furthermore, updated immunization was a protective factor only for girls. Bisgaard et al.²⁴ observed in a cohort that episodes of wheezing in infants were associated with bacterial infections (OR = 2.9), regardless of viral infections. In this study, the lack of immunization in boys likely led to a higher number of respiratory infections of the lower tract (pneumonia) and, consequently, a higher number of episodes of wheezing in boys than in girls.

Air pollution was a risk factor for recurrent wheezing only in boys. Data published by the WHO show that air pollution has a wide and terrible impact on children's health and

survival. Ambient and domestic air pollution contribute to respiratory tract infections; in 2016, 543,000 deaths of children under the age of 5 years were related to environmental risk factors.²⁵ The airways of male infants are narrower than those of female infants; air pollution may be a risk factor for individuals with an anatomically disadvantaged respiratory tract with impaired lung function.²⁶

Exposure to tobacco during pregnancy and at home after birth has been a risk factor in both sexes and has been well established in the pathophysiology of recurrent wheezing in infants.²⁷

A family history of asthma was associated with the risk of recurrent wheezing in girls, while a family history of allergies or rhinitis was associated with the risk of recurrent wheezing in both sexes. The family history of asthma, especially from parents, has been reported as the most significant risk factor for recurrent wheezing in infants.¹² In this study, the history of asthma in the parents of boys was not relevant; we suspect that for male infants, environmental factors are more responsible for recurrent wheezing than genetic factors.

The attendance of child care and the high number of cold episodes were associated with recurrent wheezing in both sexes of this population, but not the early onset of cold, which was a risk factor for girls. The frequency of day-care center visits and the high number of cold episodes, with early onset in life, can result in wheezing in infants.²⁸ This is the first time that an early onset of viral respiratory infections (cold) is considered a risk factor for recurrent wheezing in female infants. Updated immunization of girls may reinforce that viral infectious agents are more significant than bacterial agents in these infants.

The use of a questionnaire to assess factors associated with a disease has been common in cross-sectional studies, however, this cause-and-effect relationship is limited, because it brings data from a moment's photography. The parents' response is also a limiting factor, as it is dependent on memory, and within 12 months of events, it can cause uncertainties in the responses. Another limitation is in the intensity classification variables, which are directly related to the understanding of each respondent, and their understanding may vary in the same population.

In conclusion, there are differences in the factors associated with recurrent wheezing in male and female infants. Further studies are needed to demonstrate the cause and effects of these factors to recurrent wheezing, where some of which are modifiable for each sex and can reduce the risk of recurrent wheezing at an early age.

Table 3 Factors associated with recurrent wheezing in girls after bivariate analysis (n = 1995).

Variables	Female Infants		OR (95% CI)	p
	Episodes of wheezing			
	< 3 n = 1033 (51.8%)	≥3 n = 962 (48.2%)		
Block I: Demographic/socioeconomic characteristics				
Weight at Birth				
<2.500 g	139 (13.8%)	153 (16.3%)	1.10 (0.97–1.25)	0.01
≥2.500 g	872 (86.3%)	796 (83.7%)		
Ethnicity				
White	628 (60.8%)	512 (53.2%)	0.85(0.78–0.93)	<0.001
Afro-descendant	384 (37.2%)	430 (44.7%)	1.16(1.06–1.27)	
Have a bathroom in the residence	913 (88.4%)	820 (85.2%)	1.15(1.00–1.32)	0.03
Level of schooling				
Basic education. Primary education (8 years or less)	333 (32.2%)	387 (40.2%)	1.18(1.08–1.30)	<0.001
Higher education (12 years or more)	357 (34.6%)	249 (25.9%)	0.82(0.75–0.90)	<0.001
Block II: Characteristics/clinical recurrence of wheezing and respiratory infections				
First episode of wheezing				
≤6 months old	571 (55.3%)	789 (82%)	1.73(1.60–1.87)	<0.001
7–12 months old	462 (44.7%)	173 (18%)	0.58(0.53–0.62)	<0.001
Treatment with medication				
Bronchodilators	853 (82.6%)	874 (91%)	0.73(0.66–0.80)	<0.001
Corticosteroids	177 (17.1%)	261 (27.1%)	0.73(0.65–0.83)	<0.001
Antileukotrienes	21 (2%)	43 (4.5%)	0.62(0.43–0.89)	0.002
Night Symptoms				
Rarely (less than once a month)	556 (53.8%)	239 (24.8%)	0.56(0.52–0.61)	<0.001
Often 2 or more nights per week/month	477 (46.2%)	723 (75.2%)	1.75(1.61–1.91)	<0.001
Use of the emergency service	535 (51.8%)	712 (74%)	0.64(0.59–0.69)	<0.001
Difficulty breathing (dyspnea)	353 (34.2%)	547 (56.9%)	0.63(0.57–0.69)	<0.001
Hospitalized (admitted in the hospital) for bronchitis	121 (11.7%)	207 (21.5%)	0.67(0.58–0.78)	<0.001
Asthma diagnosis	93 (9%)	207 (21.5%)	0.55(0.46–0.66)	<0.001
Pneumonia diagnosis	169 (16.4%)	242 (25.2%)	0.75(0.66–0.85)	<0.001
Pneumonia hospitalization	104 (10.1%)	150 (15.6%)	0.76(0.65–0.89)	<0.001
Block III: Biological and environmental risk factors				
Passive smoking	424 (41.1%)	464 (48.2%)	0.86(0.79–0.94)	<0.001
Maternal smoking	155 (15%)	190 (19.8%)	0.84(0.74–0.95)	0.005
Smoking during pregnancy	112 (10.8%)	156 (16.2%)	0.78(0.67–0.90)	<0.001
Parents with asthma	279 (27%)	343 (35.6%)	0.81(0.73–0.90)	<0.001
Parents with allergy/allergic rhinitis	483 (46.8%)	521 (54.2%)	0.86(0.79–0.94)	<0.001
Daycare 1st year	172 (16.7%)	216 (22.5%)	0.82(0.73–0.93)	<0.001
Cold episodes in the 1st year				
≤10 episodes	993 (96.1%)	862 (89.6%)	0.53(0.40–0.69)	<0.001
≥10 episodes	40 (3.9%)	100 (10.4%)	1.87(1.43–2.44)	<0.001
Age at 1st cold episode				
≤6 months old	767 (76.2%)	820 (88.4%)	1.42(1.30–1.55)	<0.001
7–12 months old	240 (23.8%)	108 (11.6%)	0.69(0.64–0.76)	<0.001
Air pollution near residence				
High	626 (60.6%)	635 (66%)	0.89(0.82–0.97)	0.01
Molds in the residence	194 (33.7%)	227 (39.3%)	1.13(0.99–1.28)	0.04
Updated immunization	332 (32.1%)	376 (39.1%)	0.86(0.78–0.94)	<0.001
	992 (96%)	898 (93.4%)	1.34(1.05–1.71)	0.007

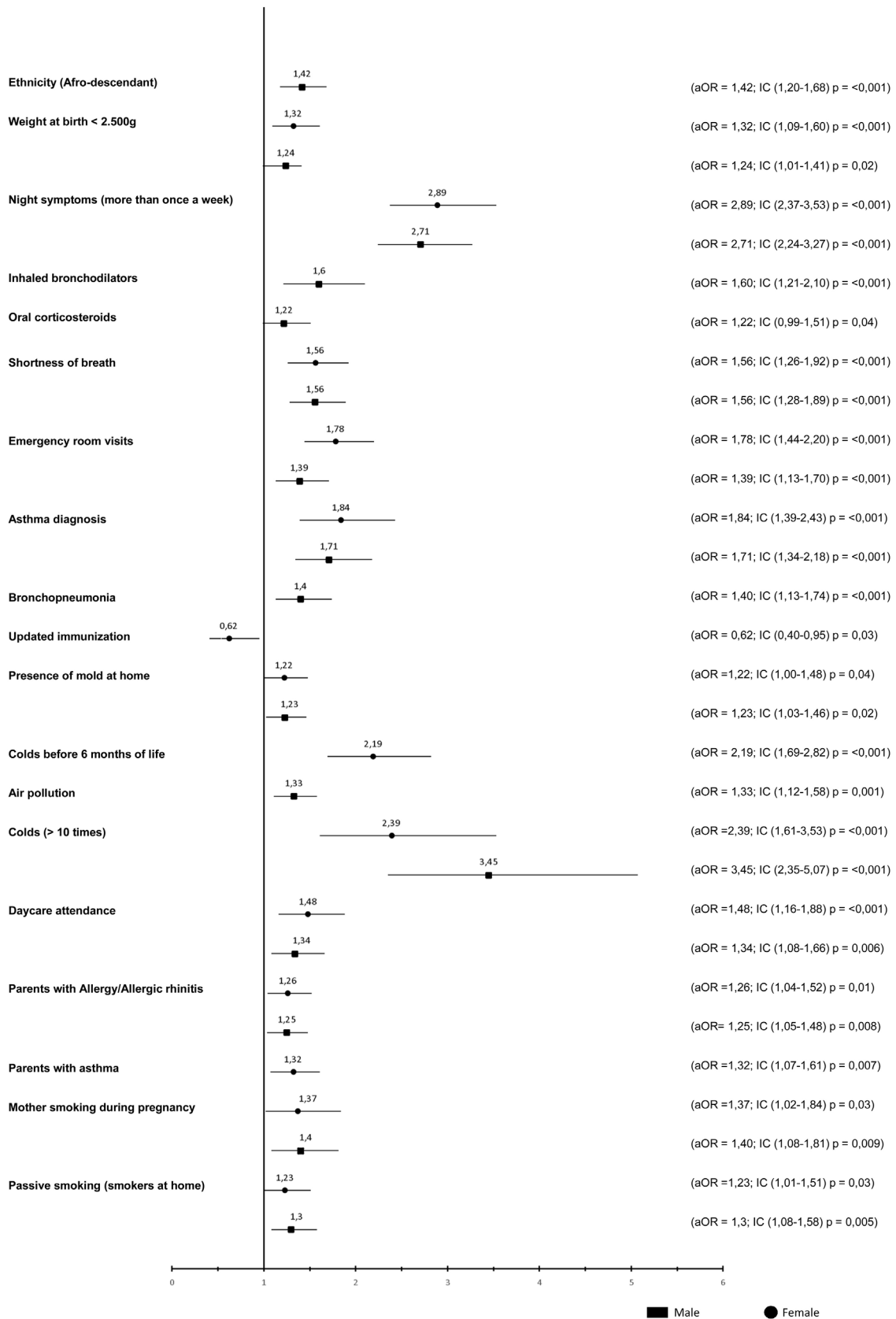


Figure 1 Factors associated with recurrent wheezing in boys and girls (n = 2223).

Conflicts of interest

The authors declare no conflicts of interest.

References

- Brand PLP, Baraldi E, Bisgaard H, Boner AL, Castro-Rodriguez JA, Custovic A, et al. Definition, assessment and treatment of wheezing disorders in preschool children: an evidence-based approach. *Eur Respir J*. 2008;32:1096–110.
- Bacharier LB, Boner A, Carlsen KH, Eigenmann PA, Frischer T, Götz M, et al. Diagnosis and treatment of asthma in childhood: a PRACTALL consensus report. *Allergy*. 2008;63:5–34.
- From the Global Strategy for the Diagnosis and Management of Asthma in Children 5 Years and Younger. Global Initiative for Asthma (GINA); 2020 [website]. [Cited 2020 Apr 30]. Available from: <http://www.ginasthma.org>
- Expert panel report 3 (EPR-3): guidelines for the diagnosis and management of asthma—summary report 2007. *J Allergy Clin Immunol*. 2007;120:S94–138.
- Chong Neto HJ, Solé D, Camargos P, Rosário NA, Sarinho EC, Chong-Silva DC, et al. Guidelines of the Brazilian Association of Allergy and Immunology and Brasileira Society of Pediatrics for wheezing and asthma in preschool. *Arq Asma Alerg Immunol*. 2018;2:163–208.
- Observatorio del Estudio Internacional de Sibilancias en Lactantes (EISL). [website]. [Cited 2020 May 25]. Available from <http://www.respirar.org/index.php/respirar/epidemiologia/observatorio-del-estudio-internacional-de-sibilancias-en-lactantes-eisl>.
- Chong Neto HJ, Rosário NA, Bianca AC, Solé D, Mallol J. Validation of a questionnaire for epidemiologic studies of wheezing in infants. *Pediatr Allergy Immunol*. 2007;18:86–7.
- Chong Neto HJ, Rosário NA. Grupo EISL Curitiba (Estudio Internacional de Sibilancias en Lactantes). Risk factors for wheezing in the first year of life. *J Pediatr (Rio J)*. 2008;84:495–502.
- Chong Neto HJ, Rosário NA, Solé D, Mallol J. Prevalence of recurrent wheezing in infants. *J Pediatr (Rio J)*. 2007;83:357–62.
- Dela Bianca AC, Wandalsen GF, Mallol J, Solé D. Prevalence and severity of wheezing in the first year of life. *J Bras Pneumol*. 2010;36:402–9.
- Alvim CG, Nunes S, Fernandes S, Camargos P, Fontes MJ. Oral and inhaled corticoid treatment for wheezing in the first year of life. *J Pediatr (Rio J)*. 2011;87:314–8.
- Lima JA, Fisher GB, Sarria EE, Mattiello ER, Solé D. Prevalence and risk factors for wheezing in the first year of life. *J Bras Pneumol*. 2010;36:525–31.
- Medeiros D, Silva AR, Rizzo JA, Sarinho E, Mallol J, Solé D. Prevalence of wheezing and associated risk factors in children in the first year of life and living in the city of Recife, Pernambuco, Brazil. *Cad Saude Publica*. 2011;27:1551–9.
- Martinez FD, Wright AL, Taussig LM, Holberg CJ, Halonen M, Morgan WJ, et al. Asthma and wheezing in the first six years of life. *N Engl J Med*. 1995;332:133–8.
- Chong Neto HJ, Rosario N, Solé D, Mallol J. Associated factors for recurrent wheezing in infancy. *Allergy*. 2010;65:406–7.
- Chong-Neto HJ, Rosário NA. Wheezing in infancy: epidemiology, investigation, and treatment. *J Pediatr (Rio J)*. 2010;86:171–8.
- Assis EV, de Sousa MN, Feitosa AD, de Souza AC, de Almeida Leitão P, de Quental OB, et al. Prevalence of recurrent wheezing and its risk factors. *Rev Bras Crescimento Desenvolv Hum*. 2014;24:80–5.
- Aranda CS, Wandalsen GF, Bianca AC, Dantas ED, Mallol J, Solé D. Temporal comparison of wheezing prevalence in the first year of life in São Paulo: international study of wheezing in infants. *Rev Paulista Pediatr*. 2018;36:445–50.
- Biagini Myers JM, Schauburger E, He H, Martin LJ, Kroner J, Hill GM, et al. A pediatric asthma score to better predict asthma development in young children. *J Allergy Clin Immunol*. 2019;143:1803–10.
- Bessa OA, Leite AJ, Solé D, Mallol J. Prevalence and risk factors associated with wheezing in the first year of life. *J Pediatr (Rio J)*. 2014;90:190–6.
- Prestes EX, Mallol J, Solé D. Recurrent wheezing in infants in the first year of life in Belém (Pará, Brazil): prevalence and associated risk factors. *For Res Med J*. 2019;3:e08.
- Bianca AC, Wandalsen GF, Solé D. Infant wheezing: prevalence and risk factors. *Rev Bras Alerg Immunopatol*. 2010;33:43–50.
- Stark PC, Burge HA, Ryan LM, Milton DK, Gold DR. Fungal levels in the home and lower respiratory tract illnesses in the first year of life. *Am J Respir Crit Care Med*. 2003;168:232–7.
- Bisgaard H, Hermansen MN, Bonnelykke K, Stokholm J, Baty F, Skytt NL, et al. Association of bacteria and viruses with wheezy episodes in young children: prospective birth cohort study. *BMJ*. 2010;341:c4978.
- Air Pollution and Child Health Prescribing Clean Air. WHO. [Cited 2020 May 30] Available from: <http://www.who.int/ceh/publications/air-pollution-child-health/en/>.
- Becklake MR, Kauffmann F. Gender differences in airway behaviour over the human life span. *Thorax*. 1999;54:1119–38.
- Hehua Z, Qing C, Shanyan G, Qijun W, Yuhong Z. The impact of prenatal exposure to air pollution on childhood wheezing and asthma: a systematic review. *Environ Res*. 2017;159:519–30.
- Holberg CJ, Wright AL, Martinez FD, Morgan WJ, Taussig LM. Child day care, smoking by caregivers, and lower respiratory tract illness in the first 3 years of life. *Group Health Medical Associates. Pediatrics*. 1993;91:885–92.