

## Cross-Coupling

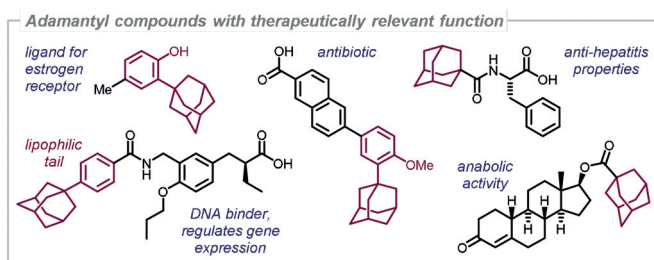
Selective *ortho*-Functionalization of Adamantylarenes Enabled by Dispersion and an Air-Stable Palladium(I) Dimer

Indrek Kalvet, Kristina Deckers, Ignacio Funes-Ardoiz, Guillaume Magnin, Theresa Sperger, Marius Kremer, and Franziska Schoenebeck\*

In memory of Dieter Enders

**Abstract:** Contrary to the general belief that Pd-catalyzed cross-coupling at sites of severe steric hindrance are disfavored, we herein show that the oxidative addition to C–Br *ortho* to an adamantyl group is as favored as the corresponding adamantyl-free system due to attractive dispersion forces. This enabled the development of a fully selective arylation and alkylation of C–Br *ortho* to an adamantyl group, even if challenged with competing non-hindered C–OTf or C–Cl sites. The method makes use of an air-stable Pd<sup>I</sup> dimer and enables straightforward access to diversely substituted therapeutically important adamantylarenes in 5–30 min.

Owing to its exceptional lipophilicity and stability-enhancing properties, the adamantyl group has found widespread applications in materials science,<sup>[1]</sup> medicinal chemistry, and drug development.<sup>[2]</sup> In fact, the only other hydrocarbon moiety that has been similarly successful in generating active therapeutics is the methyl group.<sup>[2]</sup> Adamantane derivatives are used in fighting viral infections, such as influenza, herpes, hepatitis C, HIV, as well as malaria or Parkinson's disease, and as retinoid antibiotics (see Figure 1).<sup>[2,3]</sup> However, synthetic access to densely functionalized adamantyl-group-containing molecules is still challenging,<sup>[4]</sup> and in particular, diversification through arylation or alkylation *ortho* to the adamantyl group is currently out of reach. However, the future discovery of superior therapeutics or antibiotics would vastly benefit from synthetic methods that allow access to a larger chemical space of diversely substituted adamantyl derivatives. Ideally, this is achieved in a modular and rapid fashion that enables the introduction of various potential arene substituents late in the synthesis and with complete site-control, since the nature of the substituents and their relative positioning will ultimately control the function of the final

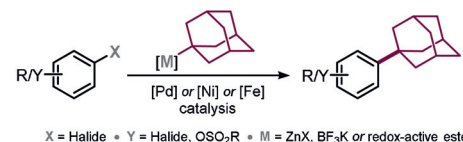


■ Current synthetic approaches to polysubstituted adamantylarenes

## A Cross Coupling

Challenges:

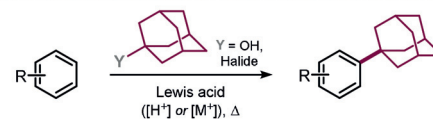
- \* *meta* or *para* substituted accessible, but not *ortho*
- \* no C–Br vs. C–OTf chemoselectivity
- \* steric hindrance



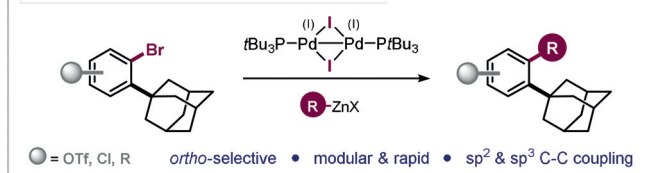
## B Friedel-Crafts Alkylation

Challenges:

- \* arene electronics dictate selectivity
- \* harsh(er) conditions



This work - *Ortho* Functionalization Unlocked



**Figure 1.** Medicinally relevant adamantyl compounds, current synthetic approaches to adamantylarenes, and this work.

target molecule. While methods for the introduction of the 1-adamantyl group to an arene have significantly advanced in recent years, particularly due to successes in devising radical-based or organometallic methods,<sup>[4c,e-h,5]</sup> these approaches predominantly deliver the adamantyl group in the *meta* or *para* position relative to an alternative substituent in the arene, but not in the *ortho* position. Similarly, although electrophilic adamantylations (Friedel–Crafts) could in principle deliver an *ortho* substitution pattern (along with alternative regioisomers),<sup>[6]</sup> the process requires harsh conditions (concentrated/strong acids, elevated temperature) and will strongly depend on the electronic bias of the particular substrate, thus precluding late-stage applications.<sup>[7]</sup>

We therefore set out to address the *ortho*-functionalization challenge and focused on *ortho*-bromo adamantylarenes as a coupling motif. More specifically, to maximize the

[\*] I. Kalvet, K. Deckers, Dr. I. Funes-Ardoiz, G. Magnin, T. Sperger, M. Kremer, Prof. Dr. F. Schoenebeck  
Institute of Organic Chemistry, RWTH Aachen University  
Landoltweg 1, 52074 Aachen (Germany)  
E-mail: franziska.schoenebeck@rwth-aachen.de  
Homepage: <http://www.schoenebeck.oc.rwth-aachen.de/>

Supporting information and the ORCID identification number(s) for the author(s) of this article can be found under: <https://doi.org/10.1002/anie.202001326>.

© 2020 The Authors. Published by Wiley-VCH Verlag GmbH & Co. KGaA. This is an open access article under the terms of the Creative Commons Attribution License, which permits use, distribution and reproduction in any medium, provided the original work is properly cited.

potential for downstream diversification, we initially targeted a poly(pseudo)halogenated adamantyl arene as a modular platform. The selective manipulation of C–Br versus C–OTf, for example, would ultimately deliver a library of diversely substituted adamantyl derivatives with an *ortho/meta* relationship that is not yet accessible in a general manner. The key requirements for success of this strategy are 1) that selective C–Br versus C–OTf functionalization can be realized and 2) that coupling *ortho* to the large adamantyl group is possible.

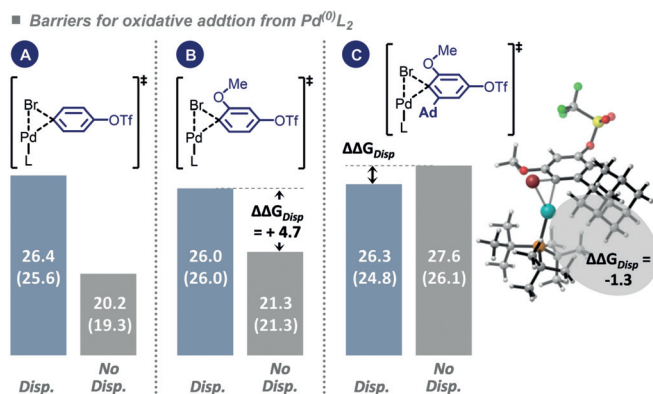
The adverse impact of steric hindrance on the efficiency of Pd-catalyzed cross-coupling has been widely documented.<sup>[8]</sup> For example, although 4-bromoaryl triflate can be selectively coupled at C–Br with a [PdCl<sub>2</sub>[P(*o*-tol)<sub>3</sub>]<sub>2</sub>]-catalyzed Kumada reaction, the introduction of two relatively small methyl substituents *ortho* to the C–Br (at the 3- and 5-positions) resulted in erosion of selectivity and mixtures of products.<sup>[9]</sup> The vast majority of reports conclude that the oxidative addition step controls the site-selectivity<sup>[10]</sup> and that this step is most likely inhibited by steric hindrance.<sup>[11]</sup>

In this context, we wondered about the feasibility of oxidative addition *ortho* to the adamantyl group. Although the adamantyl group is large, it has also been ascribed to be a privileged dispersion donor.<sup>[12]</sup> Attractive dispersion forces have previously been found to outweigh steric effects, thus counterintuitively stabilizing more crowded molecules over their less crowded counterparts.<sup>[13]</sup>

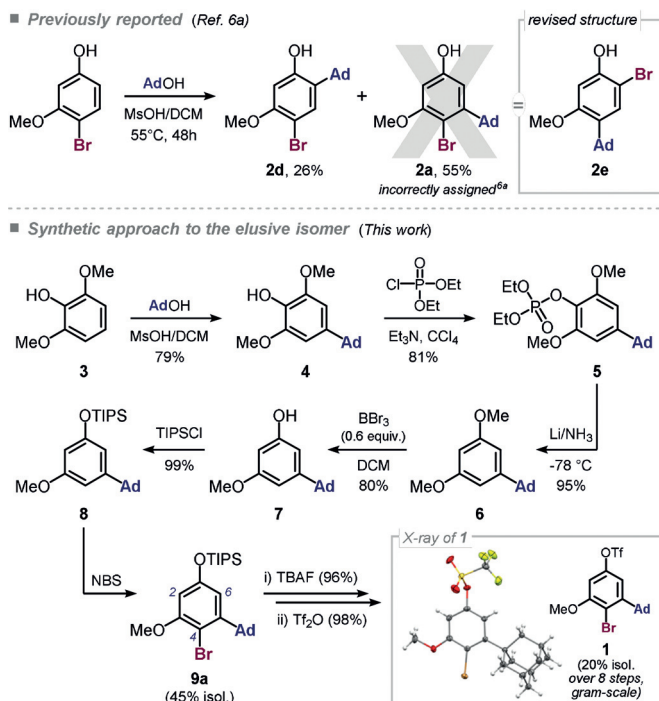
We focused on compound **1** (see Scheme 1), which bears a C–Br *ortho* to the adamantyl and allows for further *meta*-

derivatization through C–OTf coupling. The methoxy group mimics a potential C–O linkage to biomolecules.<sup>[14]</sup>

As a theoretical exercise, we computationally assessed the impact of the adamantyl group on the oxidative addition step, utilizing Pd<sup>0</sup>(P*t*Bu<sub>3</sub>)<sub>2</sub> as a model system, which should be particularly prone to engage in attractive C–H⋯H–C dispersion interaction with the adamantyl group.<sup>[15]</sup> To this end, we calculated the activation free-energy barrier for the oxidative addition of 2-adamantyl-6-methoxybromoarene (Figure 2, C) versus the corresponding adamantyl-free systems (Figure 2A,B). The lowest energy pathway of oxidative addition involves initial ligand loss, followed by oxidative addition to C–Br by the monophosphine Pd<sup>0</sup>(P*t*Bu<sub>3</sub>) complex.<sup>[15,17b,c,30]</sup> The barriers for oxidative addition to Ar–Br were compared using DFT methods<sup>[16]</sup> with and without dispersion corrections. The results are illustrated in Figure 2.



**Figure 2.** Computational study of activation free energies and enthalpies (in parentheses) for C–Br oxidative addition relative to Pd(P*t*Bu<sub>3</sub>)<sub>2</sub> in kcal mol<sup>-1</sup>; calculated at the CPCM (THF) B3LYP-D3/Def2TZVP//B3LYP-D3/6-31G(d)/LANL2DZ level of theory. See the Supporting Information for additional computational data with alternative methods on this trend, including D4 dispersion results.<sup>[17,30]</sup>



**Scheme 1.** Structural revision of previously claimed *ortho*-bromo-adamantylarene (**2a**) and synthesis of 4-Br-5-methoxy-3-adamantyl-phenyl triflate (**1**) from 1,3-dimethoxyphenol **3**. See the Supporting Information for detailed reaction conditions.

Interestingly, while the classical DFT methods (that do not account for dispersion) predict activation barriers in accord with expected steric effects, that is, with barriers A < B < C, inclusion of dispersion in turn predicts roughly the same activation free-energy barriers for A, B, and C of approximately 26 kcal mol<sup>-1</sup>,<sup>[17]</sup> thus suggesting that attractive dispersion between the adamantyl and *tert*-butyl substituent of the Pd-catalyst outweigh steric clashes. As such, although computational challenges exist in unambiguously capturing this phenomenon relative to solute–solvent dispersive interactions,<sup>[12a,15,18]</sup> these calculations suggest that, contrary to the general belief of steric effects on the oxidative addition step, the adamantyl substituent should not impede oxidative addition.

We therefore next set out to experimentally target compound **1**. The required substitution pattern has so far been synthetically inaccessible. There is one patent that claims the synthesis of 3-(adamantan-1-yl)-4-bromo-5-methoxyphenol (**2a**) in a single step (see Scheme 1).<sup>[6a]</sup> However, our follow-up investigation revealed that these claims are incorrect and the alternative isomer, 4-(adaman-

tan-1-yl)-2-bromo-5-methoxyphenol (**2e**) was instead generated. As such, previous C–Br coupling attempts of starting materials prepared by this method instead yielded derivatives of **2e**.<sup>[9b,26b,19]</sup> We hence embarked on developing a synthetic route to **1**, which would establish the 3-(adamantan-1-yl)-2-bromo-phenol substitution pattern for the first time.

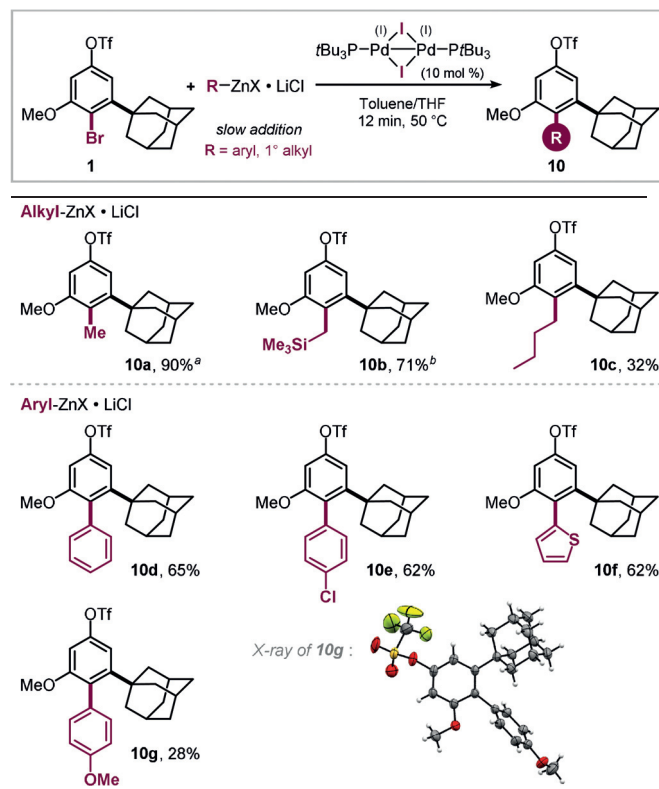
Scheme 1 presents our successful synthesis. The 1-adamantyl group was introduced to 1,3-dimethoxyphenol **3** through Friedel–Crafts alkylation with 1-adamantanol.<sup>[20]</sup> The free OH group of **4** was then protected as a diethyl phosphate ester (**5**) and subsequently reduced under Li/NH<sub>3</sub> conditions to give 5-adamantylresorcinol dimethyl ether **6**. Selective removal of one of the methyl groups was accomplished with BBr<sub>3</sub>, followed by the introduction of a TIPS protecting group. This enabled predominant reaction at the 6-position in the electrophilic bromination with NBS.<sup>[21]</sup> The structure of **1** was unambiguously confirmed through single-crystal X-ray diffraction analysis (Scheme 1),<sup>[22]</sup> and 2D NMR analyses were conducted on all intermediates and the target compound **1**.<sup>[23]</sup>

We subsequently set out to study the functionalization of **1**. In the context of Pd<sup>0</sup>/Pd<sup>II</sup> catalysis, the relative reactivity of aryl triflates and bromides is frequently referred to as roughly the same,<sup>[24]</sup> and selectivity has therefore historically been a result of a subtle interplay of reaction conditions, catalyst, coupling partner, and the steric and electronic effects imposed by the substrate.<sup>[9a,10e,f,24,25]</sup> By contrast, we recently established a substrate-independent and a priori predictable C<sub>sp<sup>2</sup></sub>–C<sub>sp<sup>2</sup></sub> and C<sub>sp<sup>2</sup></sub>–C<sub>sp<sup>3</sup></sub> functionalization exclusively at C–Br in competition with the C–OTf and C–Cl sites.<sup>[9b,26]</sup> Key to this exquisite selectivity was the employment of an air- and moisture stable Pd<sup>I</sup> dimer that facilitated the couplings within 5 min at room temperature.<sup>[27]</sup> As such, we envisioned that if the privileged reactivity for C–Br also applies to the adamantyl motif **1**, we would then be in a position to diversify C–Br at will, leaving possibilities for functionalization of the remaining C–OTf with any type of method.

When we explored the functionalization of **1** with methyl- or TMS-CH<sub>2</sub>-organozinc reagents in toluene with the air-stable Pd<sup>I</sup> dimer (5 mol %), we saw efficient conversion into the corresponding coupling products arising from exclusive C–Br coupling (**10a** and **10b**) within 5 min reaction time at r.t. (see Table 1). Similarly, arylation and *n*-butylation were equally selective for C–Br and left C–OTf untouched, despite the need for slightly elevated temperatures (50 °C), slower addition rates (12 min), and increased organozinc (5–7 equiv) as well as catalyst (10 mol %) loading to reach high yields. Under these conditions we were able to introduce phenyl (**10d**, Table 1), 2-thienyl (**10f**), *n*-butyl (**10c**), 4-chlorophenyl (**10e**), and 4-methoxyphenyl (**10g**) groups under exclusive coupling at the C–Br site, as unambiguously confirmed also through X-ray crystallographic analysis of **10g** (see Table 1).

As such, both arylation and alkylation could be accomplished selectively *ortho* to the adamantyl group, even in the presence of the additional and deactivating methoxy substituent. With this stringent test passed, we next investigated the wider scope with the functionalization of a range of 2-bromo adamantylarenes (**11**, see Table 2). We were able to couple the C–Br within 5 min at room temperature, and

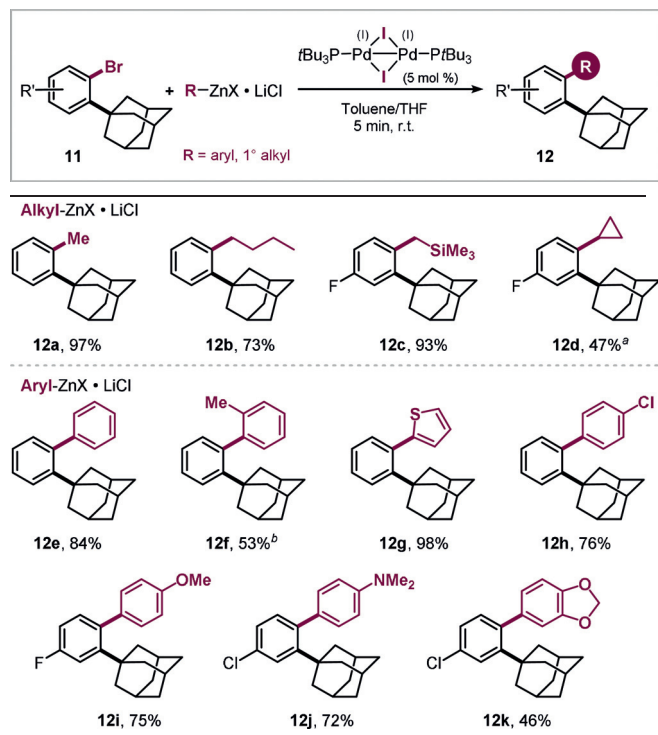
**Table 1:** Pd<sup>I</sup> dimer catalyzed Br-selective cross-coupling reactions with **1**.<sup>[28]</sup>



Reaction conditions: **1** (0.1 mmol), organometallic reagent (0.7 mmol in THF),<sup>[29]</sup> Pd<sup>I</sup> iodo dimer (0.01 mmol), toluene (0.6 mL), 50 °C, slow addition of organometallic reagent over 12 minutes. [a] **1** (0.05 mmol), organometallic reagent (0.15 mmol in THF), Pd<sup>I</sup> iodo dimer (0.0013 mmol), toluene (0.3 mL), r.t., slow addition of organometallic reagent over 4 minutes. [b] As in [a], with 0.25 mmol of organometallic reagent.

successfully introduced the alkyl substituents methyl, butyl, cyclopropyl, and CH<sub>2</sub>TMS (**12a–d**, Table 2). Arylations were similarly effective, and electron-rich (**12i,j**) as well as electron-deficient (**12h**) groups coupled equally efficiently. Even the introduction of the more hindered 2-methyl phenyl (**12f**) and heterocyclic thiophene (**12g**) substituents proceeded smoothly.

In summary, we have demonstrated C–Br selective *ortho*-functionalization in adamantylarenes, while leaving the less sterically encumbered C–OTf or C–Cl sites fully untouched. Our computational studies indicated that oxidative addition to C–Br *ortho* to the adamantyl group is just as facile as to the corresponding adamantyl-free arene, thus suggesting that attractive PrBu<sub>3</sub>⋯adamantyl dispersion forces override steric repulsion and stabilize the transition state for oxidative addition, which is at odds with current expectations in metal-catalyzed cross-coupling chemistry. Given the pronounced therapeutic potential of adamantyl-containing motifs, we anticipate widespread interest in the herein reported unlocked *ortho* diversification method in adamantylarenes.

**Table 2:** Pd<sup>I</sup> dimer catalyzed Br-selective cross-coupling reactions with **11**.

Reaction conditions: **11** (0.2 mmol), organometallic reagent (0.3 mmol in THF),<sup>[29]</sup> Pd<sup>I</sup> iodo dimer (0.01 mmol), toluene (0.8 mL), r.t. [a] Organomagnesium was used. [b] Yield obtained by quantitative <sup>1</sup>H NMR analysis of the crude product.

## Acknowledgements

We thank the RWTH Aachen University, the European Research Council (ERC-637993) and the Alexander von Humboldt foundation (postdoctoral fellowship to I. F.-A.) for funding. Calculations were performed with computing resources granted by JARA-HPC from RWTH Aachen University under project “jara0091”.

## Conflict of interest

The authors declare no conflict of interest.

**Keywords:** chemoselectivity · cross-coupling · DFT calculations · homogeneous catalysis · palladium

**How to cite:** *Angew. Chem. Int. Ed.* **2020**, *59*, 7721–7725  
*Angew. Chem.* **2020**, *132*, 7795–7799

- [1] a) A. Matsumoto, S. Tanaka, T. Otsu, *Macromolecules* **1991**, *24*, 4017–4024; b) W. L. Yang, et al., *Science* **2007**, *316*, 1460–1462; c) Y. Chen, A. J. H. Spiering, S. Karthikeyan, G. W. M. Peters, E. W. Meijer, R. P. Sijbesma, *Nat. Chem.* **2012**, *4*, 559; d) Y. Wada, S. Kubo, H. Kaji, *Adv. Mater.* **2018**, *30*, 1705641.  
[2] L. Wanka, K. Iqbal, P. R. Schreiner, *Chem. Rev.* **2013**, *113*, 3516–3604.  
[3] W. Kim, et al., *Nature* **2018**, *556*, 103.

- [4] a) P. Cabildo, R. M. Claramunt, I. Forfar, J. Elguero, *Tetrahedron Lett.* **1994**, *35*, 183–184; b) G. F. Raenko, N. I. Korotkikh, T. M. Pekhtereva, O. P. Shvaika, *Russ. J. Org. Chem.* **2001**, *37*, 1153–1157; c) X. Wu, J. W. T. See, K. Xu, H. Hirao, J. Roger, J.-C. Hierso, J. Zhou, *Angew. Chem. Int. Ed.* **2014**, *53*, 13573–13577; *Angew. Chem.* **2014**, *126*, 13791–13795; d) V. A. Shadrkova, E. V. Golovin, Y. N. Klimochkin, *Chem. Heterocycl. Compd.* **2015**, *50*, 1586–1594; e) W.-J. Zhou, G.-M. Cao, G. Shen, X.-Y. Zhu, Y.-Y. Gui, J.-H. Ye, L. Sun, L.-L. Liao, J. Li, D.-G. Yu, *Angew. Chem. Int. Ed.* **2017**, *56*, 15683–15687; *Angew. Chem.* **2017**, *129*, 15889–15893; f) G.-Z. Wang, R. Shang, Y. Fu, *Synthesis* **2018**, *50*, 2908–2914; g) A. Herath, V. Molteni, S. Pan, J. Loren, *Org. Lett.* **2018**, *20*, 7429–7432; h) J. Koeller, P. Gandeepan, L. Ackermann, *Synthesis* **2019**, *51*, 1284–1292.  
[5] a) C. Sämann, V. Dhayalan, P. R. Schreiner, P. Knochel, *Org. Lett.* **2014**, *16*, 2418–2421; b) H.-S. Hwang, S.-R. Joo, S.-H. Kim, *Bull. Korean Chem. Soc.* **2015**, *36*, 2769–2772; c) F. Toriyama, J. Cornella, L. Wimmer, T.-G. Chen, D. D. Dixon, G. Creech, P. S. Baran, *J. Am. Chem. Soc.* **2016**, *138*, 11132–11135; d) D. N. Primer, G. A. Molander, *J. Am. Chem. Soc.* **2017**, *139*, 9847–9850.  
[6] a) J. A. Fontana, M. Dawson, Z. Xia (Wayne State University, Sandford-Burnham Medical Research Institute), WO2011079305A1, **2011**; b) M. Bandini, A. Melloni, A. Umani-Ronchi, *Angew. Chem. Int. Ed.* **2004**, *43*, 550; *Angew. Chem.* **2004**, *116*, 560.  
[7] Br migration in arenes has previously also been seen under acidic conditions: a) E. J. O'Bara, R. B. Balsley, I. Starer, *J. Org. Chem.* **1970**, *35*, 16–19; b) S. J. Barraza, S. E. Denmark, *Synlett* **2017**, *28*, 2891–2895.  
[8] Examples: a) T. R. Hoye, M. Chen, *J. Org. Chem.* **1996**, *61*, 7940–7942; b) J. Hassan, M. Sévignon, C. Gozzi, E. Schulz, M. Lemaire, *Chem. Rev.* **2002**, *102*, 1359–1470; c) A. F. Littke, G. C. Fu, *Angew. Chem. Int. Ed.* **2002**, *41*, 4176–4211; *Angew. Chem.* **2002**, *114*, 4350–4386; d) C. Wolf, H. Xu, *J. Org. Chem.* **2008**, *73*, 162–167; e) C. Han, S. L. Buchwald, *J. Am. Chem. Soc.* **2009**, *131*, 7532–7533; f) C. Li, T. Chen, B. Li, G. Xiao, W. Tang, *Angew. Chem. Int. Ed.* **2015**, *54*, 3792–3796; *Angew. Chem.* **2015**, *127*, 3863–3867; g) I. P. Beletskaya, F. Alonso, V. Tyurin, *Coord. Chem. Rev.* **2019**, *385*, 137–173.  
[9] a) T. Kamikawa, T. Hayashi, *Tetrahedron Lett.* **1997**, *38*, 7087–7090; b) I. Kalvet, G. Magnin, F. Schoenebeck, *Angew. Chem. Int. Ed.* **2017**, *56*, 1581–1585; *Angew. Chem.* **2017**, *129*, 1603–1607.  
[10] Examples: a) A. H. Roy, J. F. Hartwig, *Organometallics* **2004**, *23*, 194–202; b) P. Espinet, A. M. Echavarren, *Angew. Chem. Int. Ed.* **2004**, *43*, 4704–4734; *Angew. Chem.* **2004**, *116*, 4808–4839; c) N. Yoshikai, H. Mashima, E. Nakamura, *J. Am. Chem. Soc.* **2005**, *127*, 17978–17979; d) C. Y. Legault, Y. Garcia, C. A. Merlic, K. N. Houk, *J. Am. Chem. Soc.* **2007**, *129*, 12664–12665; e) G. Espino, A. Kurbangalieva, J. M. Brown, *Chem. Commun.* **2007**, 1742–1744; f) F. Schoenebeck, K. N. Houk, *J. Am. Chem. Soc.* **2010**, *132*, 2496–2497; g) F. Proutière, F. Schoenebeck, *Angew. Chem. Int. Ed.* **2011**, *50*, 8192–8195; *Angew. Chem.* **2011**, *123*, 8342–8345; h) K. Manabe, M. Yamaguchi, *Catalysts* **2014**, *4*, 307; i) Z. L. Niemeyer, A. Milo, D. P. Hickey, M. S. Sigman, *Nat. Chem.* **2016**, *8*, 610.  
[11] G. P. McGlacken, L. M. Bateman, *Chem. Soc. Rev.* **2009**, *38*, 2447–2464.  
[12] a) J. P. Wagner, P. R. Schreiner, *Angew. Chem. Int. Ed.* **2015**, *54*, 12274–12296; *Angew. Chem.* **2015**, *127*, 12446–12471; b) S. Rösel, J. Becker, W. D. Allen, P. R. Schreiner, *J. Am. Chem. Soc.* **2018**, *140*, 14421–14432.  
[13] a) P. R. Schreiner, L. V. Chernish, P. A. Gunchenko, E. Y. Tikhonchuk, H. Hausmann, M. Serafin, S. Schlecht, J. E. P. Dahl, R. M. K. Carlson, A. A. Fokin, *Nature* **2011**, *477*, 308; b) S. Grimme, P. R. Schreiner, *Angew. Chem. Int. Ed.* **2011**, *50*, 12639;

- Angew. Chem.* **2011**, *123*, 12849; c) A. A. Fokin, L. V. Chernish, P. A. Gunchenko, E. Y. Tikhonchuk, H. Hausmann, M. Serafin, J. E. P. Dahl, R. M. K. Carlson, P. R. Schreiner, *J. Am. Chem. Soc.* **2012**, *134*, 13641; d) G. Lu, R. Y. Liu, Y. Yang, C. Fang, D. S. Lambrecht, S. L. Buchwald, P. Liu, *J. Am. Chem. Soc.* **2017**, *139*, 16548.
- [14] Ethers act as important linkers in biomolecules, such as tannins and lignins: a) B. Lochab, S. Shukla, I. K. Varma, *RSC Adv.* **2014**, *4*, 21712–21752; b) J. Kühnborn, J. Groß, T. Opatz, *Nat. Prod. Rep.* **2020**, <https://doi.org/10.1039/C9NP00040B>.
- [15] E. Lyngvi, I. A. Sanhueza, F. Schoenebeck, *Organometallics* **2015**, *34*, 805–812.
- [16] A methods overview: T. Sperger, I. A. Sanhueza, I. Kalvet, F. Schoenebeck, *Chem. Rev.* **2015**, *115*, 9532.
- [17] Figure 2 is a simplified view of the precise effect of dispersion. With dispersion, the mechanism of oxidative addition is different in that the initial ligand dissociation is substrate-assisted, rather than a simple dissociation. However, the ligand dissociation energy is predicted to be between 26.9 and 27.9 kcal mol<sup>-1</sup> for the various substrates (with or without dispersion). Previous detailed investigations: a) Ref. [15]; b) C. L. McMullin, N. Fey, J. N. Harvey, *Dalton Trans.* **2014**, *43*, 13545; c) C. L. McMullin, J. Jover, J. N. Harvey, N. Fey, *Dalton Trans.* **2010**, *39*, 10833.
- [18] H. Jacobsen, L. Cavallo, *ChemPhysChem* **2012**, *13*, 562–569.
- [19] Corrigenda of our previous publications (Refs. [9b,26b]) are in preparation: a) I. Kalvet, G. Magnin, F. Schoenebeck, *Angew. Chem. Int. Ed.* **2020**, <https://doi.org/10.1002/anie.202002526>; *Angew. Chem.* **2020**, <https://doi.org/10.1002/ange.202002526>; b) I. Kalvet, T. Sperger, T. Scattolin, G. Magnin, F. Schoenebeck, *Angew. Chem. Int. Ed.* **2020**, <https://doi.org/10.1002/anie.202002528>; *Angew. Chem.* **2020**, <https://doi.org/10.1002/ange.202002528>.
- [20] D. Lu, Z. Meng, G. A. Thakur, P. Fan, J. Steed, C. L. Tartal, D. P. Hurst, P. H. Reggio, J. R. Deschamps, D. A. Parrish, C. George, T. U. C. Järbe, R. J. Lamb, A. Makriyannis, *J. Med. Chem.* **2005**, *48*, 4576–4585.
- [21] We tested a number of different protecting groups and selective bromination methods. See the Supporting Information for details.
- [22] CCDC 1946371 contains the supplementary crystallographic data for compound **1**. These data can be obtained free of charge from The Cambridge Crystallographic Data Centre.
- [23] For details, please refer to the Supporting Information.
- [24] Reviews: a) J. Almond-Thynne, D. C. Blakemore, D. C. Pryde, A. C. Spivey, *Chem. Sci.* **2017**, *8*, 40; b) I. J. S. Fairlamb, *Chem. Soc. Rev.* **2007**, *36*, 1036; c) S. Schröter, C. Stock, T. Bach, *Tetrahedron* **2005**, *61*, 2245.
- [25] a) F. Proutiere, E. Lyngvi, M. Aufiero, I. A. Sanhueza, F. Schoenebeck, *Organometallics* **2014**, *33*, 6879; b) T. D. Tran, et al., *ChemMedChem* **2014**, *9*, 1378; c) F. Proutière, M. Aufiero, F. Schoenebeck, *J. Am. Chem. Soc.* **2012**, *134*, 606; d) Z. Hassan, M. Hussain, A. Villinger, P. Langer, *Tetrahedron* **2012**, *68*, 6305; e) F. Proutiere, F. Schoenebeck, *Angew. Chem. Int. Ed.* **2011**, *50*, 8192; *Angew. Chem.* **2011**, *123*, 8342; f) J. B. J. Milbank, D. C. Pryde, T. D. Tran, (Pfizer Ltd., UK), WO2011004276, **2011**; g) A. F. Littke, C. Dai, G. C. Fu, *J. Am. Chem. Soc.* **2000**, *122*, 4020.
- [26] a) S. T. Keaveney, G. Kundu, F. Schoenebeck, *Angew. Chem. Int. Ed.* **2018**, *57*, 12573; *Angew. Chem.* **2018**, *130*, 12753; b) I. Kalvet, T. Sperger, T. Scattolin, G. Magnin, F. Schoenebeck, *Angew. Chem. Int. Ed.* **2017**, *56*, 7078; *Angew. Chem.* **2017**, *129*, 7184.
- [27] Other couplings with the same dimer Pd<sup>I</sup> dimer: a) G. Yin, I. Kalvet, F. Schoenebeck, *Angew. Chem. Int. Ed.* **2015**, *54*, 6809; *Angew. Chem.* **2015**, *127*, 6913; b) M. Aufiero, T. Sperger, A. S. Tsang, F. Schoenebeck, *Angew. Chem. Int. Ed.* **2015**, *54*, 10322; *Angew. Chem.* **2015**, *127*, 10462; c) X.-Y. Chen, M. Pu, H.-G. Cheng, T. Sperger, F. Schoenebeck, *Angew. Chem. Int. Ed.* **2019**, *58*, 11395–11399; *Angew. Chem.* **2019**, *131*, 11517–11521; d) M. Mendel, I. Kalvet, D. Hupperich, G. Magnin, F. Schoenebeck, *Angew. Chem. Int. Ed.* **2020**, *59*, 2115; Selected uses of more labile Pd<sup>I</sup> dimers as precatalysts: e) P. R. Melvin, A. Nova, D. Balcells, W. Dai, N. Hazari, D. P. Hruszkewycz, H. P. Shah, M. T. Tudge, *ACS Catal.* **2015**, *5*, 3680; f) T. J. Colacot, *Platinum Met. Rev.* **2009**, *53*, 183; g) U. Christmann, D. A. Pantazis, J. Benet-Buchholz, J. E. McGrady, F. Maseras, R. Vilar, *J. Am. Chem. Soc.* **2006**, *128*, 6376; h) J. Stambuli, R. Kuwano, J. F. Hartwig, *Angew. Chem. Int. Ed.* **2002**, *41*, 4746; *Angew. Chem.* **2002**, *114*, 4940.
- [28] CCDC 1946657 contains the supplementary crystallographic data for compound **10g**. These data can be obtained free of charge from The Cambridge Crystallographic Data Centre.
- [29] Organometallic coupling partner was prepared from R-MgCl (1 equiv), LiCl (1 equiv) and ZnCl<sub>2</sub> (1.1 equiv).
- [30]  $\Delta\Delta G^\ddagger$  for C–Br vs. C–OTf oxidative addition to substrate **C** is 3.6 kcal mol<sup>-1</sup> in favor of C–Br addition at the level of theory mentioned in Figure 2. For a rationalization of why Pd<sup>0</sup>PtBu<sub>3</sub> selects for C–halogen over C–OTf addition, see Refs. [10f, 25g].

Manuscript received: January 25, 2020

Revised manuscript received: February 16, 2020

Accepted manuscript online: February 17, 2020

Version of record online: March 17, 2020