





# Assessing Reliability and Validity of the Oxford Depression Questionnaire (ODQ) in a Japanese Clinical Population

Masaki Kato <sup>1</sup>, Toshiaki Kikuchi<sup>2</sup>, Koichiro Watanabe <sup>3</sup>, Tomiki Sumiyoshi<sup>4</sup>, Yoshiya Moriguchi <sup>5</sup>, Daniel Oudin Åström <sup>6</sup>, Michael Cronquist Christensen<sup>6</sup>

<sup>1</sup>Department of Neuropsychiatry, Kansai Medical University, Osaka, Japan; <sup>2</sup>Department of Neuropsychiatry, Keio University School of Medicine, Tokyo, Japan; <sup>3</sup>Department of Neuropsychiatry, Kyorin University School of Medicine, Tokyo, Japan; <sup>4</sup>Department of Preventive Intervention for Psychiatric Disorders, National Institute of Mental Health, National Center of Neurology and Psychiatry, Tokyo, Japan; <sup>5</sup>Lundbeck Japan K.K, Tokyo, Japan; <sup>6</sup>H. Lundbeck A/S, Valby, Denmark

Correspondence: Yoshiya Moriguchi, Medical Affairs, Lundbeck Japan, K.K, Kamiyacho Prime Place 8F, 4-1-17 Toranomom, Minato-ku, Tokyo, 105-0001, Japan, Email yomo@lundbeck.com

**Purpose:** Originally developed in English, the Oxford Depression Questionnaire (ODQ) is a patient-reported scale specifically developed for assessing emotional blunting in people with major depressive disorder (MDD). We aimed to examine the reliability and validity of the Japanese version of the ODQ.

**Patients and methods:** This was a prespecified analysis of a prospective, 24-week, multicenter, observational cohort study of employed Japanese outpatients with MDD initiating treatment with vortioxetine according to the Japanese label (JRCT1031210200). Participants were assessed using the Japanese version of the ODQ and other clinical rating scales at baseline and Weeks 8, 12 and 24.

**Results:** One hundred and sixteen patients initiated vortioxetine and had  $\geq 1$  post-baseline visit. Directionally, the associations between ODQ scores and other clinical measures were as expected and demonstrated good concurrent validity. Factor analysis shows that the scale has a good fit for three factors. The Cronbach's  $\alpha$  coefficient was 0.912, and the scale also showed good test-retest reliability with intraclass correlation coefficients for the ODQ total score and domains ranging between 0.69 and 0.82. ODQ scores had strong positive correlations with symptom severity assessed using the Montgomery and Åsberg Depression Rating Scale and were moderately correlated with work productivity, overall functioning, and quality of life scales.

**Conclusion:** Data from this prospective analysis confirm that the Japanese version of the ODQ retains the good validity and reliability of the original English scale and is suitable for use in prospective studies wanting to capture treatment effects on emotional blunting in MDD.

**Keywords:** emotional blunting, major depressive disorder, Oxford depression questionnaire, MADRS-emotional blunting, validation, vortioxetine

## Introduction

Major depressive disorder (MDD) is a leading cause of disability worldwide, with significant negative impacts on daily functioning and quality of life. While the clinical construct of MDD in Japan now aligns with international criteria, reported lifetime prevalence is typically lower than that reported in Western cultures.<sup>1</sup> A recent Japanese insurance claims database study estimated the prevalence of diagnosed MDD to be 2.0% (just prior to the Covid 19 pandemic);<sup>2</sup> although this is thought likely to be an underestimate.<sup>3</sup> Other potential cultural differences include a tendency to report less psychological and more somatic symptoms of depression when compared to a western population.<sup>1,4</sup> To date, there has been scant culturally specific literature on the emotional aspects of MDD. Globally, the use of antidepressants is increasing, including in Japan,<sup>5</sup> and the introduction of different classes of antidepressant makes it an imperative to understand how they impact specific symptoms. This necessitates the use of clinical scales validated for use in Japan.

Reduced emotional responsiveness or emotional blunting is a common symptom in patients with MDD,<sup>6–9</sup> but also frequently occurs during antidepressant treatment.<sup>6–8,10</sup> Whereas anhedonia, a core diagnostic criterion for MDD, is the inability to experience positive emotion, emotional blunting is a broader concept that includes a reduced ability to experience both positive and negative emotions. Patients report feeling “numb” or “flat”, unable to laugh, cry, and enjoy what they used to enjoy. They often cite feeling indifferent toward others and creative projects, as well as a loss of empathy.<sup>11,12</sup> Although often considered a consequence of medication, it has been recently argued that emotional blunting could be itself a symptom of depression<sup>6,13</sup> that has neurobiologic and phenotypic overlap with anhedonia and other depressive symptoms.<sup>14–16</sup> In a recent survey of 752 patients who reported emotional blunting, 56% of patients considered their emotional blunting to be caused by their depression, while 45% believed that their antidepressant medication was negatively affecting their emotions.<sup>12</sup> When present, emotional blunting negatively affects health-related quality of life and daily functioning,<sup>8,11</sup> is associated with a poorer quality of remission,<sup>6</sup> and is a common reason for patients with MDD to stop antidepressant treatment.<sup>17</sup>

The Oxford Depression Questionnaire (ODQ) is a patient-reported scale specifically developed for assessing emotional blunting<sup>9</sup> and is increasingly included in studies that want to assess the effect of antidepressant treatment on positive and negative emotions.<sup>18–20</sup> It has been validated in English<sup>9</sup> (original version) and Chinese,<sup>19,20</sup> and has been shown to have high acceptability, construct validity, reliability and sensitivity to change.<sup>9,19,20</sup> The ODQ includes 26 items covering the four dimensions of emotional blunting: not caring, emotional detachment, positive reduction, and general reduction. The ODQ is divided into three sections where Section 1 evaluates the patient’s experience of emotional blunting during the past week and Section 2 compares the current experience of emotional blunting with the patient’s recollection of their normal emotional state before their depression.<sup>9</sup> Section 3 is for respondents currently prescribed antidepressants for their depression and assesses the patient’s perception of a potential link between their current antidepressant and their experience of emotional blunting, and whether this has affected adherence to treatment. In the original validation study, Price et al found significant correlation of the positive reduction and not caring domains with the level of depressive symptoms as measured by the Beck depression inventory (with positive reduction closely related to cognition), supporting the concept that the ODQ total score is useful for measuring the emotional aspects of depression, rather than “just” an adverse effect of a treatment of depression.<sup>9</sup> More recently, Christensen et al<sup>21</sup> demonstrated the scale is sensitive to changes in the clinical state following 8-weeks treatment with vortioxetine.<sup>21</sup>

The original version of ODQ has been through a full translation linguistic validation and translated into Japanese by Oxford University Innovation Limited.<sup>22</sup> We have recently reported the findings of a prospective, observational, multicenter, single-arm cohort study conducted in Japan showing that working patients with MDD treated with vortioxetine achieved their personalized treatment goals, with significant improvements in workplace productivity, functioning, disease severity, and health-related quality of life.<sup>23</sup> The study included the Japanese version of the ODQ and the objectives of this validation study were to:

1. Confirm that the good psychometric properties of original English ODQ scale are retained in the translated Japanese version of the ODQ scale as used in a Japanese working population.
2. Identify the Montgomery-Åsberg Depression Rating Scale (MADRS) items that predict emotional blunting as identified using the ODQ in order to develop a MADRS-emotional blunting subscale.

## Methods

### Study Design and Participants

This was a prospective, 24-week, observational, multicenter cohort study of employed Japanese outpatients (aged 20 to 65 years) with a diagnosis of MDD according to Diagnostic and Statistical Manual of Mental Disorders, Fifth Edition (DSM-5) criteria.<sup>24</sup> Patients were recruited from general practitioner and psychiatric outpatient practices and were to be initiating treatment with vortioxetine, according to the Japanese label.<sup>25</sup> Key exclusion criteria included a diagnosis of schizophrenia or other psychotic disorder, bipolar disorder, dementia, or other neurodegenerative disease(s) significantly impacting cognitive functioning, a prescription of two or more antidepressants at baseline, and a significant risk of

suicide or attempted suicide within the last 6 months. The study was conducted in accordance with the Declaration of Helsinki and International Society for Pharmacoepidemiology Guidelines for Good Pharmacoepidemiology Practices. All procedures were performed in accordance with the ethical standards of the local and institutional research committees (Ichigaya Himorogi Clinic, Japan Conference of Clinical Research, Yoyogi Mental Clinic, and Yokohama Minoru Clinic IRBs) and with the Declaration of Helsinki. All patients provided written informed consent before entering the study. The study was registered with the Japan Primary Registries Network (JRCT1031210200).

The primary outcome measures for the main study were the Goal Attainment Scale for Depression (GAS-D)<sup>26</sup> (not relevant for this analysis) and the Work Productivity and Activity Impairment questionnaire (WPAI).<sup>27</sup> Secondary outcome measures, assessed at baseline and weeks 4, 8, 12, and 24, included the ODQ, Montgomery and Åsberg Depression Rating Scale (MADRS),<sup>28</sup> Sheehan Disability Scale (SDS),<sup>29</sup> Perceived Deficits Questionnaire-Depression 5-item (PDQ-D-5),<sup>30</sup> EuroQol questionnaire,<sup>31</sup> Patients and Clinicians Global Impression of change (PGI-C and CGI-C),<sup>32</sup> and digit symbol substitution test (DSST).<sup>33</sup>

## Data Analysis

Analyses were performed using the Full Analysis Set (FAS) which included all eligible patients who initiated vortioxetine treatment and completed the baseline visit and  $\geq 1$  follow-up visit. Changes from baseline in the ODQ total and domain scores as well as other clinical rating scales were summarized as continuous variables using descriptive statistics and analyzed using a restricted maximum likelihood (REML)-based mixed model for repeated measures (MMRM). The model includes the following fixed effects: baseline age, sex, visit, baseline score, and baseline score-by-visit interaction. An unstructured covariance structure was used to model the within-patient errors. The Kenward-Roger approximation is used to estimate denominator degrees of freedom. The analysis was based on all available observations (there were no missing data for ODQ, MADRS, and the PDQ-D-5 scales).

To evaluate the construct validity of ODQ, an exploratory factor analysis of the 26-item ODQ with data across all visits stacked was conducted using the principal axis method and orthogonal rotation to extract factors. Sampling adequacy was assessed using Kaiser–Meyer–Olkin (KMO); factors with an eigenvalue  $\geq 1$  were retained. Baseline data were used to assess internal consistency for each dimension and total scores with Cronbach’s reliability coefficient  $\alpha$ . Since vortioxetine had a known positive impact on symptoms of emotional blunting,<sup>34</sup> test–retest reliability was assessed by Intraclass Correlation Coefficient (ICC) using data from a subgroup of 50 patients who did not report changes in PGI-C between Week 8 and Week 12. To assess concurrent validity, Spearman-rank correlations between the absolute scores and change from baseline in ODQ and other clinical measures were assessed at Baseline and Weeks 8, 12, and 24.

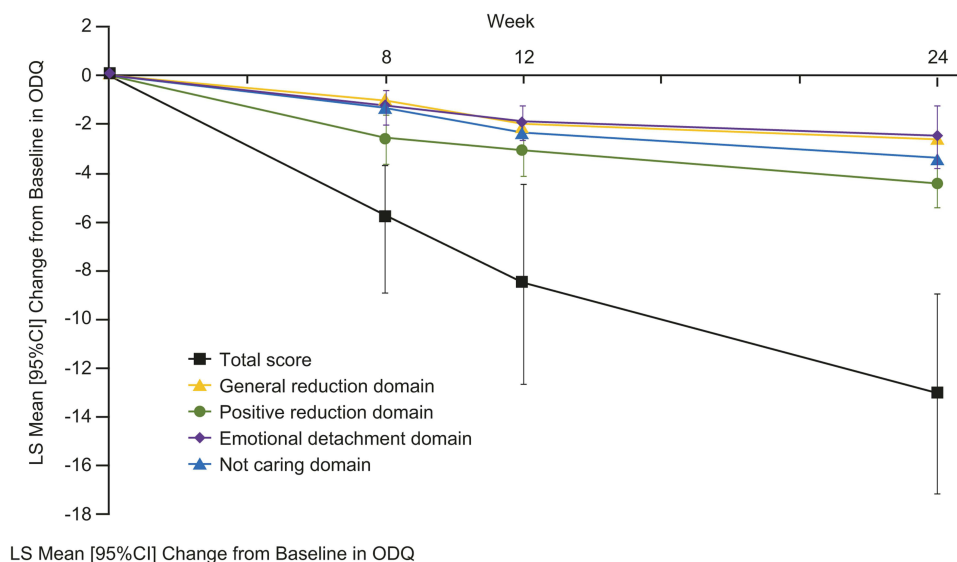
For the second objective, the relationships between total ODQ score and individual MADRS item scores were evaluated. Multiple linear regressions of ODQ total scores on MADRS 10 item scores with data stacked across all visits were conducted to get Variance Inflation Factor and tolerance for each item score to assess for multicollinearity. The relationship between total ODQ score and individual MADRS item scores was analyzed with a REML-based MMRM approach with an unstructured covariance matrix.

## Results

A total of 124 patients were enrolled from 19 sites across Japan, of these 116 were included in the FAS and 103 patients completed the study. For FAS, 50.9% patients were female, and the mean (SD) age was 38.4 (11.2) years, time since first MDD diagnosis was 5.8 (5.9) years, and duration of the current depressive episode was 402 (728) days (Table e1). Overall, 49.1% of patients were antidepressant treatment naïve. Of those previously treated, 50.9% were previously treated with an SSRI.

## Changes in ODQ Scores Over 24 Weeks

At baseline, the mean (SD) ODQ score was 78.3 (17.4). Statistically significant decreases were observed in ODQ total and all three subdomain scores (general reduction of emotional experience, absence of positive experiences, emotional detachment, and not caring) at each timepoint, showing continual improvement in emotional blunting over the duration of the study period (Figure 1, Table e2). By Week 24, ODQ total score decreased 13.00 points from baseline ( $P < 0.001$ ). Additionally, by Week 24 there was also a significant reduction in scores associating antidepressant treatment with the



**Figure 1** Change from baseline in ODQ scores over 24 weeks.

cause of emotional blunting. Multiple linear regression did not find any single baseline characteristic (including baseline MADRS score) to be a significant predictor of baseline ODQ scores or change from baseline in ODQ score (Table e3).

## Construct Validity

The Kaiser–Meyer–Olkin measure value for sampling adequacy was 0.941. In the exploratory factor analysis, the eigenvalue was three factors, which accounted for 91.8% of the variance (Figure 2). Overall, the items related to ‘General reduction in emotions’, ‘Reduction in positive emotions’ and ‘Not Caring’ tended to load onto Factor 1, while items related to ‘Antidepressant as cause’ generally loaded onto Factor 2, and items related to ‘Emotional detachment from others’ generally loaded onto Factor 3.

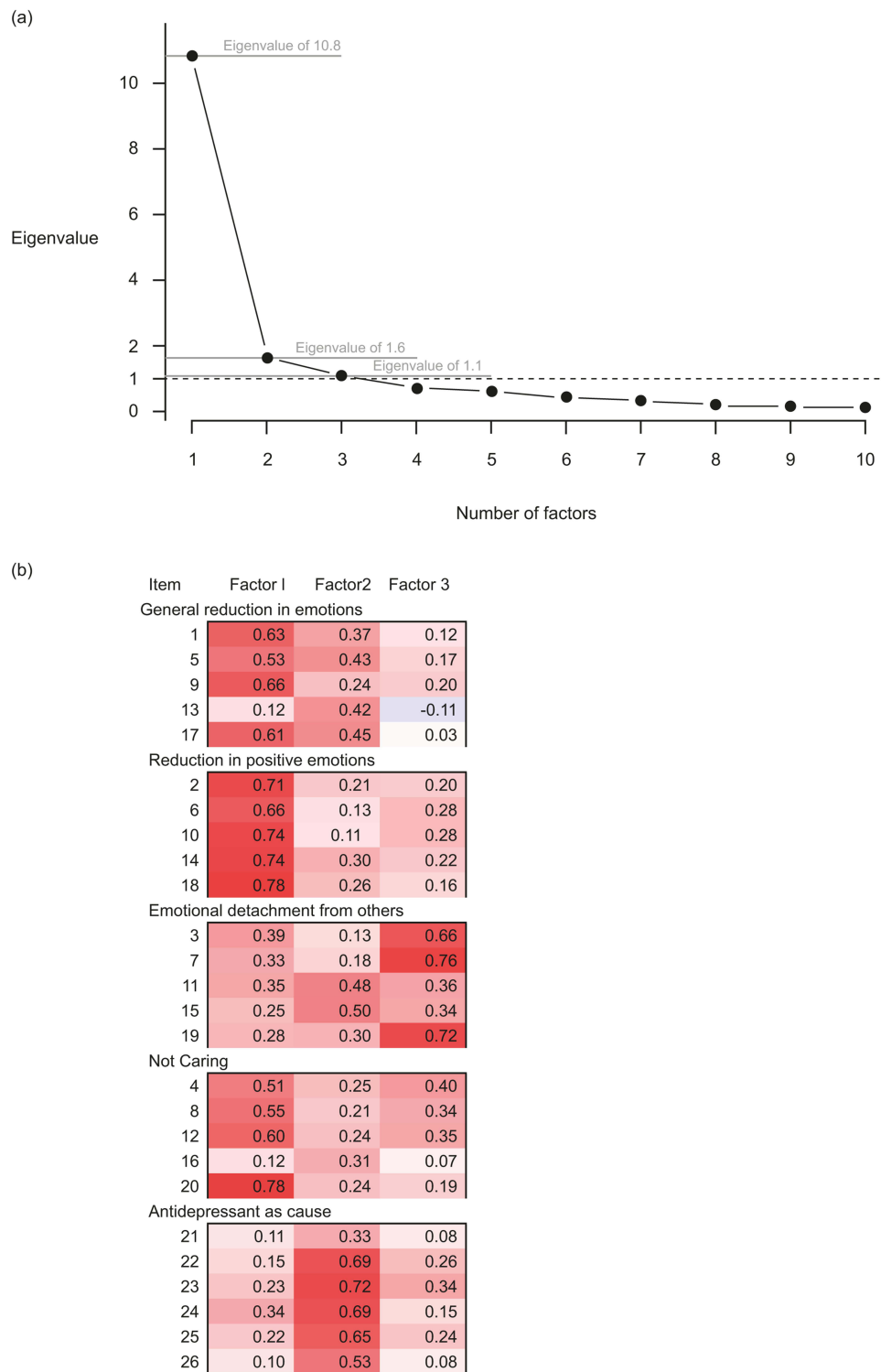
## Internal Consistency and Test-Retest Reliability

Overall, an excellent internal consistency ( $>0.9$ ) was demonstrated for ODQ total score based on Cronbach’s  $\alpha$  coefficient of 0.912 (Table 1). Most individual domain scores ranged from 0.756 to 0.900, indicating good ( $>0.8$ ) and acceptable internal consistency ( $>0.7$ ); one exception was the ‘not caring’ domain, which showed a slightly lower Cronbach’s  $\alpha$  coefficient due to the inclusion of item 16 ‘I do not care as much about my day-to-day responsibilities as I did before I developed my illness/problem.’ Furthermore, the intraclass correlation coefficient for ODQ total score and ODQ domains ranged from 0.69 to 0.82, which indicated moderate to good reliability.

## Concurrent Validity

Directionally, the associations between ODQ scores and other clinical measures were as expected and demonstrated good concurrent validity. ODQ scores had positive correlations with WPAI, MADRS, CGI-S, CGI-C, SDS, PGI-C, and PDQ-D-5 and negative correlations with DSST, EQ-5D-5L, and EQ VAS (Figure 3a, Table e4). Strong correlations were observed between MADRS and ODQ total scores at Week 12 (correlation coefficient of 0.714) and Week 24 (correlation coefficient of 0.654). At Week 12, while ODQ scores were moderately correlated with work productivity, overall functioning, and health status/QoL, they were only weakly correlated with depressive symptom severity (CGI-C) and cognitive symptoms (DSST). However, the strength of the negative correlations between ODQ and DSST scores increased at Week 24.

Change from baseline analyses of ODQ scores also showed positive correlations with changes from baseline in WPAI, MADRS, CGI-S, SDS, and PDQ-D-5 and negative correlations with changes from baseline in DSST, EQ-5D-5L, and EQ VAS (Figure 3b, Table e5). Of note, the strength of the negative correlations between change in ODQ scores and change in other clinical scales tended to increase over time.



**Figure 2** Factor analysis (a) scree plot (b) factor loadings.

## ODQ Mapping with MADRS Item Scores

In a multiple regression analysis with data stacked across all visits, the individual MADRS items of [6] concentration, [8] inability to feel, and [4] reduced sleep were statistically significant predictors of ODQ total score. Item [7], lassitude was non-significant ( $P=0.073$ ) in the regression model but reached statistical significance in the Spearman correlation with

**Table 1** Internal Consistency and Test–Retest Reliability of ODQ Total Score and Domain Scores at Baseline

Measure	Cronbach's $\alpha$	ICC [95% CI]*
<b>ODQ Total</b>	n=73 0.912	n=50 0.82 [0.70, 0.89]
<b>ODQ Domains</b>	n=116	n=51
Section 1 and 2	0.900	0.82 [0.71, 0.89]
Positive reduction and not caring	0.849	0.83 [0.72, 0.90]
General reduction and emotional detachment	0.826	0.75 [0.62, 0.83]
General reduction	0.770	0.69 [0.55, 0.80]
Positive reduction	0.816	0.82 [0.72, 0.88]
Emotional detachment	0.802	0.72 [0.59, 0.82]
Not caring	0.650	0.73 [0.58, 0.83]
<b>ODQ antidepressant as cause</b>	n=73	n=50
ODQ antidepressant as cause	0.756	0.76 [0.64, 0.84]

**Notes:** \*Analysis based on the subgroup of 50 patients who did not report changes in PGI-C between Week 8 and Week 12.

**Abbreviations:** ODQ, Oxford Depression Questionnaire, ICC intraclass coefficient, CI confidence interval.

ODQ total score (0.526,  $P < 0.001$ ) (Table 2). The sum of these four individual MADRS “emotional blunting” items was significantly correlated with ODQ total score ( $\rho = 0.646$ ,  $P < 0.001$ ) (Table e6).

## Discussion

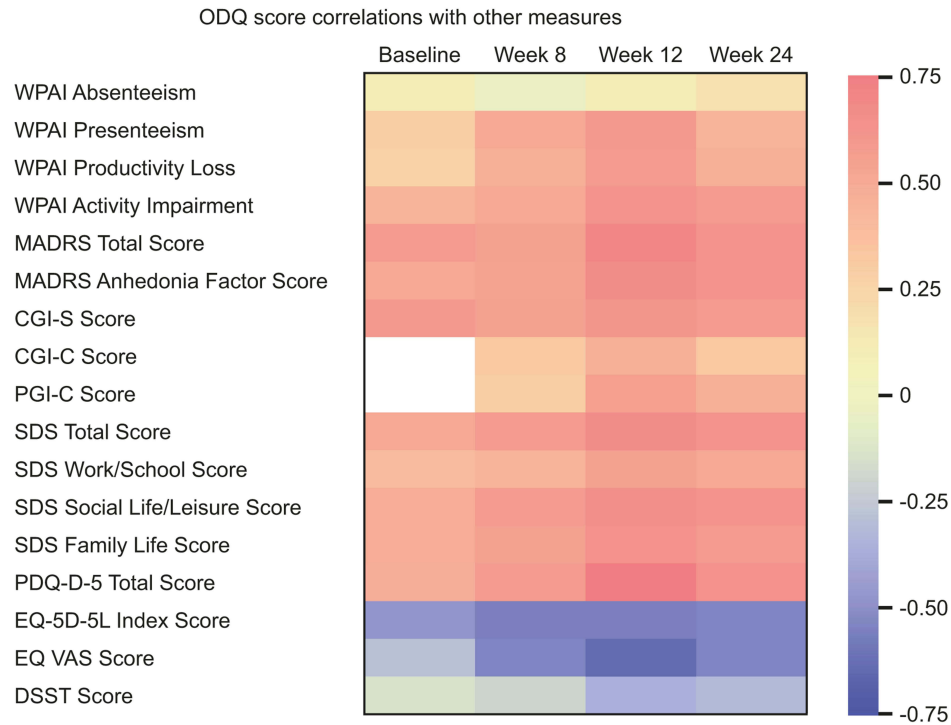
This study confirmed acceptable psychometric properties of ODQ-Japan in patients with MDD, receiving open-label treatment with vortioxetine. ODQ scores correlated well with other validated measures that assess patients with MDD, confirming concurrent validity. A direct correlation of emotional blunting was observed with depression severity, patient functioning, and cognitive symptoms. In particular, changes from baselines in MADRS and ODQ scales showed strong correlation, indicating that improvement in emotional blunting is likely reflected in improvement of overall symptom severity. Multiple regression analysis identified the individual MADRS items of [6] concentration, [8] inability to feel, [4] reduced sleep, and [7] lassitude as correlated with ODQ scores, indicating that these four MADRS items could be considered the best approximation of emotional blunting in studies that do not include a specific scale such as the ODQ.

The Japanese version of the ODQ demonstrated good internal consistency and test–retest reliability, while proving independent of demographic characteristics, showing generalizability, and further strengthening its potential role in routine clinical practice in Japan. As with the original English version,<sup>9</sup> the overall Cronbach's  $\alpha$  coefficient was  $\geq 0.9$  indicating that excellent internal consistency was maintained with translation and use in Japan. Of note, the Cronbach's  $\alpha$  coefficient for the “not caring” domain was slightly lower than for the other domains (0.65) due to the inclusion of item 16 “I do not care as much about my day-to-day responsibilities as I did before I developed my illness/problem.” This moderate level of consistency remains acceptable but contrasts with the internal consistency of original English version.<sup>9</sup> An important difference between our study population and previous studies is that we specifically recruited working patients, and the significant self-stigma surrounding depression at work that persists in Japan<sup>35</sup> may have impacted responses on this specific item. The exploratory factor analyses identified three factors, whereas Price et al<sup>9</sup> in the original development in 207 patients and Chen et al<sup>19</sup> in their Chinese validation in 312 patients identified four factors. The three factors identified based on an eigenvalue above one explained approximately 90% of the variance in our study, whereas the four factors in Price et al and Chen et al explained approximately 68% and 58% of the variance, respectively.

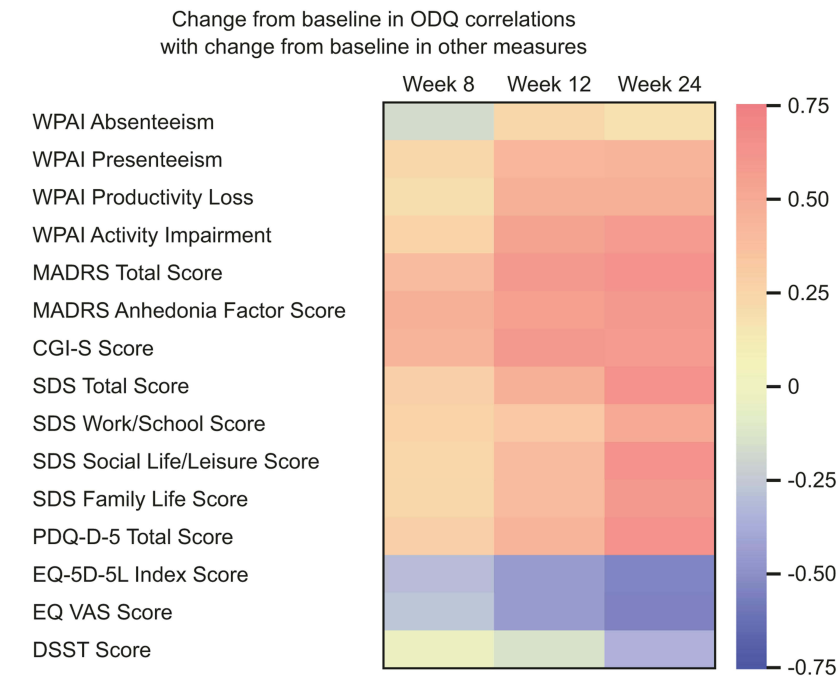
As in the previous validation study reported by Christensen et al,<sup>21</sup> we observed a strong direct correlation of emotional blunting on the ODQ with depression severity as assessed by the MADRS, indicating that improvement in emotional blunting with vortioxetine treatment is likely reflected in improvement of overall symptom severity rather than



(a)



(b)



**Figure 3** Spearman Correlation “heat map” (a) ODQ score correlations with other measures (b) Change from baseline in ODQ correlations with change from baseline in other measures.

**Abbreviations:** CGI-C, Clinical Global Impressions–Change; CGI-S, Clinical Global Impressions-Severity; DSST, Digit Symbol Substitution Test; EQ-5D-5L, EuroQol-5 Dimension-Five Levels; EQ-VAS, EuroQol-Visual Acuity Scale; MADRS, Montgomery-Åsberg Depression Rating Scale; PDQ-D5, Perceived Deficits Questionnaire-Depression 5-item PGI-C, Patient Global Impressions-Change; SDS, Sheehan Disability Scale; WPAI, Work Productivity and Activity Impairment questionnaire.

**Table 2** Multiple Linear Regression of ODQ Total Score on MADRS Item Scores

MADRS Items	$\beta$ (SE) P-value	Variance Inflation Factor	Tolerance
Adjusted R <sup>2</sup> , Root MSE	0.41, 15.65		
[6] Concentration	2.29 (0.85) P=0.007	2.19	0.46
[8] Inability to Feel	2.12 (0.96) P=0.028	2.86	0.35
[4] Reduced Sleep	2.06 (0.70) P=0.004	1.61	0.62
[7] Lassitude	1.57 (0.87) P=0.073	2.27	0.44
[1] Apparent Sadness	1.42 (1.09) P=0.193	3.20	0.31
[3] Inner Tension	1.47 (0.82) P=0.072	1.58	0.63
[9] Pessimistic Thoughts	0.84 (0.92) P=0.361	2.24	0.45
[2] Reported Sadness	0.84 (0.91) P=0.356	2.87	0.35
[10] Suicide Thoughts	0.48 (1.24) P=0.700	1.65	0.60
[5] Reduced Appetite	-0.36 (0.76) P=0.635	1.48	0.67

**Abbreviation:** SE, standard error.

the absence of side effects. Also, like prior studies, we observed a positive correlation with SDS scores, indicating a consistent impact of improving emotional blunting on functioning. Notably, the strength of the correlations between emotional blunting and function improved over time – likely reflecting the time it takes for functional improvement to become apparent following treatment.<sup>36</sup> Similarly, we observed a direct negative correlation of emotional blunting on ODQ with cognitive performance as assessed by DSST. Again, the strength of DSST correlations increased over time (correlations in the change from baseline in scores only reached significance at Week 24).

A secondary aim of the analyses was to map the individual MADRS items that reliably correlate with ODQ total score. We found that four items ([6] concentration, [7] lassitude, [8] inability to feel, and [4] reduced sleep) reached statistical significance in the Spearman correlation with ODQ total scores, with the sum of these four individual MADRS “emotional blunting” scores showing a good correlation with ODQ total score ( $\rho = 0.646$ ,  $P < 0.001$ ). Similar work in anhedonia has identified a MADRS anhedonia factor score,<sup>37</sup> which has proven useful in *post-hoc* analyses to explore the effects of treatment in studies that have included in MADRS as an indicator of overall depressive severity but have not included symptom-specific scales.<sup>38,39</sup> Just as there is a phenotypic overlap between emotional blunting and anhedonia, there is overlap between the 4 MADRS items identified as important for emotional blunting and those included in the MADRS anhedonia factor score.<sup>37</sup> Specifically, items for concentration difficulties, lassitude, and the inability to feel are present in both clinical constructs. Indeed, the inability to feel pleasure is often clustered with concentration difficulties,<sup>40</sup> as well as physical and mental “fatigue”.<sup>41</sup> However, while multiple linear regression analysis also identified MADRS sleep item as relevant to emotional blunting, it did not pick up items of apparent and reported sadness that are included in



the anhedonia factor score. This highlights the key difference between the two symptoms – while anhedonia conceptually refers to a reduction in positive emotion, emotional blunting is defined as a restricted range of both positive and negative emotions. The significant correlation with sleep likely reflects the complex interplay between sleep and emotional regulation,<sup>42,43</sup> and there is evidence that insomnia reduces the intensity of emotions.<sup>44</sup> Further work with this potential emotional blunting subscale is required, but our analyses already show that it is likely to be more sensitive to emotional blunting than the single “inability to feel” item, which has recently been used to claim lack of emotional blunting with bupropion and SSRIs.<sup>13</sup>

Limitations of this analysis include the focus on employed patients with MDD when previous studies in Japan have suggested that people with higher socioeconomic status and full-time work may be reluctant to consult professionals and receive medical treatment.<sup>45</sup> Although we found that three factors explained 90% of the variance, our sample size was smaller than used to develop the original English version.<sup>9</sup> Nevertheless, the results of this study indicate that the Japanese version of the ODQ retains the good validity and reliability of the original version.

## Conclusion

In summary, our findings indicate that the Japanese version of the ODQ retains the good validity and reliability of the original English scale and can be recommended for prospective studies wanting to evaluate the effects of an intervention on emotional blunting in patients with MDD treated in the Japanese setting.

## Abbreviations

CGI-C, Clinicians Global Impression of Change; DSST, digit symbol substitution test; FAS, full analysis set; GAS-D, Goal Attainment Scale for Depression; ICC, Intraclass Correlation Coefficient; MADRS, Montgomery and Åsberg Depression Rating Scale; MDD, major depressive disorder; MDE, major depressive episode; MMRM, mixed model for repeated measures; ODQ, Oxford Depression Questionnaire; PDQ-D-5, Perceived Deficits Questionnaire-Depression 5-item; PGI-C, Patients Global Impression of Change; REML, restricted maximum likelihood; SDS, Sheehan Disability Scale; WPAI, Work Productivity and Activity Impairment questionnaire.

## Data Sharing Statement

The authors confirm that the data supporting the findings of this study are available within the article. The authors may be contacted for further data sharing.

## Acknowledgments

The authors wish to thank all participants in the studies, as well as the investigators and sites involved. Medical writing assistance was provided by Anita Chadha-Patel of ACP Clinical Communications (Hertfordshire, UK) and was supported by H Lundbeck A/S and Lundbeck Japan, K.K.

## Author Contributions

Masaki Kato, Toshiaki Kikuchi, Koichiro Watanabe, and Tomiki Sumiyoshi were investigators in the VGoal-J study. All authors made substantial contributions to conception and design, acquisition of data, or analysis and interpretation of data; took part in drafting the article or revising it critically for important intellectual content; agreed to submit to the current journal; gave final approval for the version to be published; and agreed to be accountable for all aspects of the work.

## Funding

This study was funded by H Lundbeck A/S.

## Disclosure

Masaki Kato has received grant funding from the Ministry of Health, Labor and Welfare of Japan, the Japan Society for the Promotion of Science, SENSHIN Medical Research Foundation and Japan Agency for Medical Research and

Development, Japan Research Foundation for Clinical Pharmacology, Japanese Society of Clinical Neuropsychopharmacology, Japan Agency for Medical Research and Development and speaker's honoraria from Sumitomo Pharma Co., Otsuka Pharmaceutical Co., Meiji-Seika Pharma Co., Eli Lilly, MSD K.K., Pfizer, Janssen Pharmaceutical, Shionogi Inc, Mitsubishi Tanabe Pharma Corp., Takeda Pharmaceutical, Lundbeck Japan, Viartis, Eisai, Kyowa Pharmaceutical Inc., and Ono Pharmaceutical; and is a consultant and/or advisory board member for Sumitomo Pharma Co., Otsuka Pharmaceutical Co., Lundbeck Japan, Takeda Pharmaceutical, and Shionogi Inc., outside the submitted work. Toshiaki Kikuchi has received manuscript fees or speaker's honoraria from Eisai, Meiji Seika Pharma Co., Mitsubishi Tanabe Pharma Corp., MSD, Otsuka Pharmaceutical Co., Viartis, Sumitomo Pharma Co., Takeda Pharmaceutical, Lundbeck Japan, and Yoshitomi; and is a consultant and advisory board member for Takeda Pharmaceutical and Lundbeck Japan. Koichiro Watanabe has received manuscript fees or speaker's honoraria from Astellas, Daiichi Sankyo, GlaxoSmithKline, Janssen Pharmaceuticals, Kyowa Pharmaceutical Industry Co., Lilly, Meiji Seika Pharma Co., Mitsubishi Tanabe Pharma Corp., MSD, Otsuka Pharmaceutical Co., Pfizer, Shionogi Inc., Sumitomo Pharma Co., Takeda Pharmaceutical, and Yoshitomi; has received research and grant support from Astellas, Boehringer Ingelheim, Daiichi Sankyo, Eisai, Meiji Seika Pharma Co., Mitsubishi Tanabe Pharma Corp., Mochida Pharmaceutical, MSD, Otsuka Pharmaceutical Co., Pfizer, and Shionogi Inc.; is a consultant for Eisai, Janssen Pharmaceutical, Kyowa Pharmaceutical, Lilly, Mitsubishi Tanabe Pharma Corp., Otsuka Pharmaceutical Co., Pfizer, Sumitomo Pharma Co., and Taisho Toyama Pharmaceutical; and is a consultant and advisory board member for Takeda Pharmaceutical, Lundbeck Japan, Luye Pharma, Taisho Toyama Pharmaceutical, and Viartis, outside the submitted work. Tomiki Sumiyoshi has received manuscript fees, speaker's honoraria, consultation fees, and/or grant support from Janssen Pharmaceuticals, Meiji Seika Pharma, Takeda Pharmaceutical, Otsuka Pharmaceutical, Sumitomo Pharma, Shionogi Pharma, Lundbeck Japan, Boehringer Japan, and VeraSci. Yoshiya Moriguchi is an employee of Lundbeck Japan K.K. Daniel Oudin Åström and Michael Cronquist Christensen are employees of H. Lundbeck A/S. The authors report no other conflicts of interest in this work.

## References

- De Vaus J, Hornsey MJ, Kuppens P, Bastian B. Exploring the East-West Divide in Prevalence of Affective Disorder: a Case for Cultural Differences in Coping With Negative Emotion. *Personality Social Psychol Rev.* 2018;22(3):285–304. doi:10.1177/1088868317736222
- Demiya S, Takeno S, Kim SW, Lee WS, Sakai Y. EPH14 Prevalence of Depression in Japan and the US Populations Before and During the COVID-19 Pandemic: a Retrospective Observational Study Using Real-World Data. *Value Health.* 2022;25(12):S193. doi:10.1016/j.jval.2022.09.936
- Ishikawa H, Kawakami N, Kessler RC. Lifetime and 12-month prevalence, severity and unmet need for treatment of common mental disorders in Japan: results from the final dataset of World Mental Health Japan Survey. *Epidemiol Psychiatr Sci.* 2016;25(3):217–229. doi:10.1017/S2045796015000566
- Waza K, Graham AV, Zyzanski SJ, Inoue K. Comparison of symptoms in Japanese and American depressed primary care patients. *Fam Pract.* 1999;16(5):528–533. doi:10.1093/fampra/16.5.528
- Research and Markets. Antidepressants Global Market Report 2023. Available from: <https://www.researchandmarkets.com/reports/5734971/antidepressants-global-market-report>. Accessed October 28, 2023.
- Goodwin GM, Price J, De Bodinat C, Laredo J. Emotional blunting with antidepressant treatments: a survey among depressed patients. *J Affect Disord.* 2017;221:31–35. doi:10.1016/j.jad.2017.05.048
- Opbroek A, Delgado PL, Laukes C, et al. Emotional blunting associated with SSRI-induced sexual dysfunction. Do SSRIs inhibit emotional responses? *Int J Neuropsychopharmacol.* 2002;5(2):147–151. doi:10.1017/s1461145702002870
- Price J, Cole V, Goodwin GM. Emotional side-effects of selective serotonin reuptake inhibitors: qualitative study. *Br J Psychiatry.* 2009;195(3):211–217. doi:10.1192/bjp.bp.108.051110
- Price J, Cole V, Doll H, Goodwin GM. The Oxford Questionnaire on the Emotional Side-effects of Antidepressants (OQuESA): development, validity, reliability and sensitivity to change. *J Affect Disord.* 2012;140(1):66–74. doi:10.1016/j.jad.2012.01.030
- Sansone RA, Sansone LA. SSRI-Induced Indifference. *Psychiatry.* 2010;7(10):14–18.
- Christensen MC, Ren H, Fagiolini A. Emotional blunting in patients with depression. Part II: relationship with functioning, well-being, and quality of life. *Ann Gen Psychiatry.* 2022;21(1):20. doi:10.1186/s12991-022-00392-4
- Christensen MC, Ren H, Fagiolini A. Emotional blunting in patients with depression. Part I: clinical characteristics. *Ann Gen Psychiatry.* 2022;21(1):10. doi:10.1186/s12991-022-00387-1
- Peters EM, Balbuena L, Lodhi RJ. Emotional blunting with bupropion and serotonin reuptake inhibitors in three randomized controlled trials for acute major depressive disorder. *J Affect Disord.* 2022;318:29–32. doi:10.1016/j.jad.2022.08.066
- Cao B, Zhu J, Zuckerman H, et al. Pharmacological interventions targeting anhedonia in patients with major depressive disorder: a systematic review. *Prog Neuropsychopharmacol Biol Psychiatry.* 2019;92:109–117. doi:10.1016/j.pnpbp.2019.01.002
- Espedìo-Antônio V, Majeski-Colombo M, Toledo-Monteverde D, et al. Neurobiology of emotions: an update. *Int Rev Psychiatry.* 2017;29(3):293–307. doi:10.1080/09540261.2017.1285983

16. Loas G, Salinas E, Pierson A, Guelfi JD, Samuel-Lajeunesse B. Anhedonia and blunted affect in major depressive disorder. *Compr Psychiatry*. 1994;35(5):366–372. doi:10.1016/0010-440x(94)90277-1
17. Rosenblat JD, Simon GE, Sachs GS, et al. Treatment effectiveness and tolerability outcomes that are most important to individuals with bipolar and unipolar depression. *J Affect Disord*. 2019;243:116–120. doi:10.1016/j.jad.2018.09.027
18. Aşçıbaşı K, Çökmüş FP, Dikici DS, et al. Evaluation of Emotional Adverse Effects of Antidepressants: a Follow-up Study. *J Clin Psychopharmacol*. 2020;40(6):594–598. doi:10.1097/jcp.0000000000001300
19. Chen J, Chen W, Zhang H, et al. Reliability and validity of the Chinese version of the Oxford Depression Questionnaire (ODQ-Chinese). *J Affect Disord*. 2022;313:278–282. doi:10.1016/j.jad.2022.06.044
20. Zhu Y, Wu L, Ye S, et al. The Chinese Version of Oxford Depression Questionnaire: a Validation Study in Patients with Mood Disorders. *Neuropsychiatr Dis Treat*. 2023;19:547–556. doi:10.2147/ndt.S396356
21. Christensen MC, Fagiolini A, Florea I, Loft H, Cuomo A, Goodwin GM. Validation of the Oxford Depression Questionnaire: sensitivity to change, minimal clinically important difference, and response threshold for the assessment of emotional blunting. *J Affect Disord*. 2021;294:924–931. doi:10.1016/j.jad.2021.07.099
22. University of Oxford Press Release. 2021. Available from: <https://innovation.ox.ac.uk/news/oxford-depression-questionnaire-odq-japanese-translation-now-available/>. Accessed October 28, 2023.
23. Watanabe K, Moriguchi Y, Kato M, et al. Real-life effectiveness of vortioxetine on goal achievement and work productivity in Japanese patients with major depressive disorder – the VGOAL-J study. *Neurosci App*. 2022;1:100796. doi:10.1016/j.nsa.2022.100796
24. American Psychiatric Association [APA]. *Diagnostic and Statistical Manual of Mental Disorders (5th Ed.; DSM–5)*. American Psychiatric Association [APA]; 2013.
25. Watanabe K, Moriguchi Y, Ren H. Study design of VGOAL-J: an observational, prospective cohort study to assess effectiveness of vortioxetine on goal achievement and work productivity in patients with MDD in Japan. *European Psychiatry*. 2022;65(S1):S551–S552. doi:10.1192/j.eurpsy.2022.1411
26. McCue M, Parikh SV, Mucha L, et al. Adapting the Goal Attainment Approach for Major Depressive Disorder. *Neurol Ther*. 2019;8(2):167–176. doi:10.1007/s40120-019-00151-w
27. Reilly MC, Zbrozek AS, Dukes EM. The Validity and Reproducibility of a Work Productivity and Activity Impairment Instrument. *Pharmacoeconomics*. 1993;4(5):353–365. doi:10.2165/00019053-199304050-00006
28. Montgomery SA, Asberg M. A new depression scale designed to be sensitive to change. *Br J Psychiatry*. 1979;134(4):382–389. doi:10.1192/bjp.134.4.382
29. Sheehan DV, Harnett-Sheehan K, Raj BA. The measurement of disability. *Int Clin Psychopharmacol*. 1996;11(Suppl 3):89–95. doi:10.1097/00004850-199606003-00015
30. Lam RW, Lamy FX, Danchenko N, et al. Psychometric validation of the Perceived Deficits Questionnaire-Depression (PDQ-D) instrument in US and UK respondents with major depressive disorder. *Neuropsychiatr Dis Treat*. 2018;14:2861–2877. doi:10.2147/ndt.S175188
31. Rabin R, de Charro F. EQ-5D: a measure of health status from the EuroQol Group. *Ann Med*. 2001;33(5):337–343. doi:10.3109/07853890109002087
32. Guy W. *ECDEU Assessment Manual for Psychopharmacology*. Rockville, MD: U.S. Department of Health, Education, and Welfare; 1976.
33. Jaeger J. Digit Symbol Substitution Test: the Case for Sensitivity Over Specificity in Neuropsychological Testing. *J Clin Psychopharmacol*. 2018;38(5):513–519. doi:10.1097/jcp.0000000000000941
34. Fagiolini A, Florea I, Loft H, Christensen MC. Effectiveness of Vortioxetine on Emotional Blunting in Patients with Major Depressive Disorder with inadequate response to SSRI/SNRI treatment. *J Affect Disord*. 2021;283:472–479. doi:10.1016/j.jad.2020.11.106
35. Yokoya S, Maeno T, Sakamoto N, Goto R, Maeno T. A Brief Survey of Public Knowledge and Stigma Towards Depression. *J Clin Med Res*. 2018;10(3):202–209. doi:10.14740/jocmr3282w
36. Sheehan DV, Harnett-Sheehan K, Spann ME, Thompson HF, Prakash A. Assessing remission in major depressive disorder and generalized anxiety disorder clinical trials with the discan metric of the Sheehan disability scale. *Int Clin Psychopharmacol*. 2011;26(2):75–83. doi:10.1097/YIC.0b013e328341bb5f
37. Cao B, Park C, Subramaniapillai M, et al. The Efficacy of Vortioxetine on Anhedonia in Patients With Major Depressive Disorder. *Front Psychiatry*. 2019;10:17. doi:10.3389/fpsy.2019.00017
38. Mattingly GW, Necking O, Schmidt SN, Reines E, Ren H. Long-term safety and efficacy, including anhedonia, of vortioxetine for major depressive disorder: findings from two open-label studies. *Curr Med Res Opin*. 2023;1–7. doi:10.1080/03007995.2023.2178082
39. McIntyre RS, Loft H, Christensen MC. Efficacy of Vortioxetine on Anhedonia: results from a Pooled Analysis of Short-Term Studies in Patients with Major Depressive Disorder. *Neuropsychiatr Dis Treat*. 2021;17:575–585. doi:10.2147/ndt.S296451
40. McIntyre RS, Woldeyohannes HO, Soczynska JK, et al. Anhedonia and cognitive function in adults with MDD: results from the International Mood Disorders Collaborative Project. *CNS Spectr*. 2016;21(5):362–366. doi:10.1017/S1092852915000747
41. Billones RR, Kumar S, Saligan LN. Disentangling fatigue from anhedonia: a scoping review. *Transl Psychiatry*. 2020;10(1):273. doi:10.1038/s41398-020-00960-w
42. Yoo SS, Gujar N, Hu P, Jolesz FA, Walker MP. The human emotional brain without sleep--A prefrontal amygdala disconnect. *Curr Biol*. 2007;17(20):R877–8. doi:10.1016/j.cub.2007.08.007
43. Minkel J, Htaik O, Banks S, Dinges D. Emotional expressiveness in sleep-deprived healthy adults. *Behav Sleep Med*. 2011;9(1):5–14. doi:10.1080/15402002.2011.533987
44. Kyle SD, Beattie L, Spiegelhalter K, Rogers Z, Espie CA. Altered emotion perception in insomnia disorder. *Sleep*. 2014;37(4):775–783. doi:10.5665/sleep.3588
45. Fukuda Y, Hiyoshi A. Influences of income and employment on psychological distress and depression treatment in Japanese adults. *Environ Health Prev Med*. 2012;17(1):10–17. doi:10.1007/s12199-011-0212-3

Neuropsychiatric Disease and Treatment

Dovepress

## Publish your work in this journal

Neuropsychiatric Disease and Treatment is an international, peer-reviewed journal of clinical therapeutics and pharmacology focusing on concise rapid reporting of clinical or pre-clinical studies on a range of neuropsychiatric and neurological disorders. This journal is indexed on PubMed Central, the 'PsycINFO' database and CAS, and is the official journal of The International Neuropsychiatric Association (INA). The manuscript management system is completely online and includes a very quick and fair peer-review system, which is all easy to use. Visit <http://www.dovepress.com/testimonials.php> to read real quotes from published authors.

Submit your manuscript here: <https://www.dovepress.com/neuropsychiatric-disease-and-treatment-journal>