

ARTICLE

<https://doi.org/10.1038/s41467-019-11758-w>

OPEN

Modular synthesis of α -fluorinated arylmethanes via desulfonylative cross-coupling

Masakazu Nambo¹, Jacky C.-H. Yim¹, Luiza B.O. Freitas², Yasuyo Tahara¹, Zachary T. Ariki², Yuuki Maekawa², Daisuke Yokogawa³ & Cathleen M. Crudden^{1,2}

α -Fluoromethylarenes are common substructures in pharmaceuticals and agrochemicals, with the introduction of fluorine often resulting in improved biological activity and stability. Despite recent progress, synthetic routes to α -fluorinated diarylmethanes are still rare. Herein we describe the Pd-catalyzed Suzuki-Miyaura cross-coupling of α -fluorinated benzylic triflones with arylboronic acids affording structurally diverse α -fluorinated diarylmethanes. The ease of synthesis of fluorinated triflones as the key starting materials enables powerful late-stage transformations of known biologically active compounds into fluorinated analogs.

¹Institute of Transformative Bio-Molecules (WPI-ITbM), Nagoya University, Nagoya 464-8601, Japan. ²Department of Chemistry, Queen's University, Chernoff Hall, Kingston, ON K7L 3N6, Canada. ³Graduate School of Arts and Science, The University of Tokyo, Komaba, Meguro-ku, Tokyo 153-8902, Japan. Correspondence and requests for materials should be addressed to M.N. (email: mnambo@itbm.nagoya-u.ac.jp) or to C.M.C. (email: cruddenc@chem.queensu.ca)

The strategic substitution of fluorine for hydrogen is an important strategy to improve the stability of materials and pharmaceuticals against metabolic or oxidative degradation (Fig. 1a)^{1–6}. Transition metal-catalyzed cross-coupling reactions of arene derivatives with fluorinated alkyl electrophiles or nucleophiles are among the most valuable methods to form aryl–fluoroalkyl bonds under mild conditions without the use of toxic or hazardous reagents^{7–11}. However, despite these recent advances, α -fluorinated diarylmethanes are still prepared by classical methods including deoxyfluorination of diarylmethanols or diarylketone derivatives^{12–16}. Important advances from the Zhang^{17,18} and Szymczak¹⁹ groups have begun to address these issues, but still require difluoromethylarenes as starting materials, which can be of limited availability (Fig. 1b, c). In an alternative approach, Chen has described the photolytic fluorination of benzylic C–H bonds, which enables the selective synthesis of mono- and difluorinated products²⁰; however, this reaction was demonstrated only for simple diphenylmethanes. Considering the potential importance of fluorinated molecules in drug discovery^{21–23}, the modular and selective synthesis of α -fluorinated diarylmethanes from readily available reagents remains a real challenge. Routes that enable late-stage transformation of existing biomolecules are even more impactful^{24–28}.

Sulfone derivatives are emerging as important electrophiles in transition-metal-catalyzed transformations²⁹. Unlike other electrophiles, which serve only as a leaving group, the sulfonyl group also activates adjacent protons, enabling facile α -functionalizations such as fluorination, in advance of any cross-coupling reactions. This enables the modular and straightforward synthesis of complex structures from simple, readily prepared starting materials. Utilizing this unique reactivity of sulfones, our group has developed Pd- and Ni-catalyzed reactions of benzylic sulfone derivatives that afford compounds which are difficult to prepare by other methods^{30–33}. The Baran group has also employed this functional group to enable the Ni-catalyzed radical cross-coupling of alkyl or fluoroalkylsulfones with arylzinc reagents (Fig. 1d)³⁴.

We describe herein the Pd-catalyzed desulfonylative cross-coupling of α -fluorinated benzyltriflones with arylboronic acids, which enables the generation of a range of structurally diverse mono- and difluorinated diarylmethanes not described using the Baran approach (Fig. 1e). Notably, fluorinated benzyltriflone substrates were readily prepared by α -fluorination using an inexpensive fluorinating agent and mild base. This strategy takes advantage of the properties of the sulfone as an activator for fluorination and a leaving group for cross-coupling reactions.

Results

Optimization of desulfonylative coupling. Di- and mono-fluorinated starting materials **1** and **2** were readily prepared by the use of *N*-fluorobenzenesulfonimide (NFSI) as an inexpensive fluorinating agent. Difluorination was readily accomplished with excess NFSI and K_3PO_4 , giving α -difluorobenzyltriflone **1** in high yield. Monofluoro derivatives **2** were prepared by deprotonation of benzyltriflones with one equivalent of NaHMDS followed by the addition of NFSI. These procedures enabled the facile synthesis of **1** and **2** bearing a variety of functional groups (see Supplementary Information).

We began our investigation of the desulfonylative cross-coupling reaction using *t*-butyl- α -difluorobenzyltriflone **1a** as the electrophile and phenylboronic acid **3a** as the nucleophile. The choice of substituent on the sulfonyl group was found to be crucial (Fig. 2). Replacing the trifluoromethyl substituent phenyl (**5**), 3,5-bis(trifluoromethyl)phenyl (**6**), 2-pyridyl (**7**), 2-benzothiazoyl (**8**), or 1-phenyl-1*H*-tetrazol-5-yl (**9**) shut down the cross-coupling reaction. This suggests that the strongly electron-withdrawing triflyl group is critical for the C–SO₂ bond activation process.

Optimized conditions were found to be the following: the use of DavePhos as ligand, Pd(OAc)₂ as catalyst, K_3PO_4 as base in THF at 60 °C, which afforded **4aa** in 90% isolated yield (Table 1, entry 1). Representative alkylphosphines were inactive (Table 1, entries 2–3), while other Buchwald ligands displayed lower

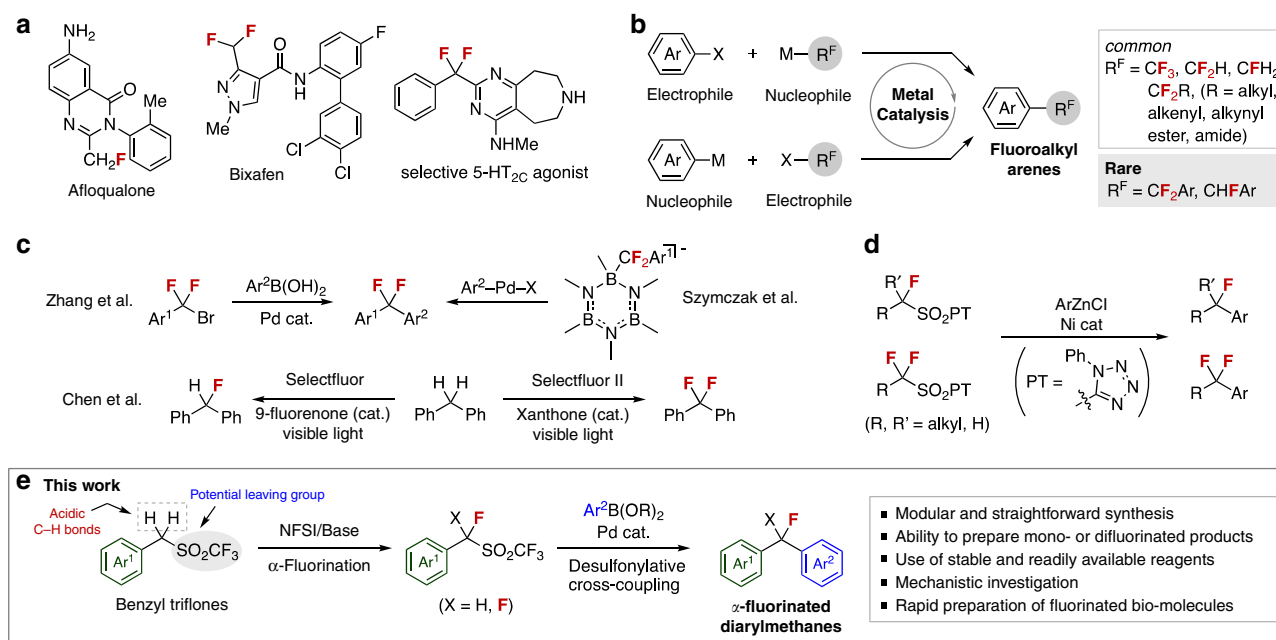


Fig. 1 Synthesis of α -fluoromethylarenes. **a** Selected examples of pharmaceuticals and biologically active molecules bearing an α -fluoromethylaryl unit. **b** Transition-metal-catalyzed cross-coupling reactions using fluoroalkylating agents. **c** Recent advances in the synthesis of α -fluorinated diarylmethanes through catalytic transformations. **d** Baran's pioneering work on Ni-catalyzed radical cross-coupling of fluoroalkylsulfones with arylzinc reagents. **e** This work: Pd-catalyzed desulfonylative Suzuki–Miyaura cross-coupling of α -fluorinated benzyltriflones as versatile electrophiles

reactivities (Table 1, entries 4–7). The use of Na₂CO₃ instead of K₃PO₄ decreased the yield of product (Table 1, entry 8). The synthetically useful boronic acid pinacol ester was also applicable in this reaction (Table 1, entry 9).

These conditions were less effective for electron-deficient substrates such as ester-substituted difluorobenzyltriflone **1b** (Table 1, entry 10). However, di(1-adamantyl)-*n*-butylphosphine (P(Ad)₂Bu)¹⁷ was employed in DME at 90 °C, and gave the cross-coupling product in good yield (Table 1, entry 11). The related α -monofluorobenzyltriflone **2a** did give α -fluorodiarylmethane **10aa** under standard conditions, but the yield was relatively low (Table 1, entry 12). Anticipating that the presence of the acidic benzylic proton in **2a** might be incompatible with strong base, we

employed Na₂CO₃ as a milder base, which gave the desired **10aa** in 82% yield (Table 1, entry 13). In no case was benzotrifluoride, which can be potentially generated by the arylation of SO₂-CF₃ bond, observed.

Substrate scope of desulfonylative Suzuki–Miyaura cross-coupling. With the optimized conditions for the cross-coupling in hand, we then investigated the substrate scope (Fig. 3).

First, we examined the reaction of **1a** with a range of arylboronic acids. Arylboronic acids (**3**) bearing electron-donating and electron-withdrawing groups were well tolerated, and useful functional groups such as acetyl, cyano, formyl, ester, nitro, and vinyl groups were compatible, affording the corresponding products **4** in good yields. The sterically hindered *o*-tolylboronic acid (**3j**) displayed decreased reactivity, while π -extended 1-naphthylboronic acid (**3k**) showed good reactivity. Although heteroarylboronic acids (**3l–3n**) were less reactive under standard conditions^{35,36}, increasing the catalyst loading and reaction temperature improved product yields. Some π -extended arenes (**1b**, **1c**) and heteroarenes, such as indole (**1d**) and azole (**1e**), could be introduced in good yields. Gram-scale synthesis was successfully achieved in the preparation of **4bh**.

Electron-deficient benzylic sulfones were smoothly reacted under the modified conditions (P(Ad)₂Bu instead of DavePhos) as shown in Table 1. Under these conditions, sulfone substrates bearing ester (**1f**), cyano (**1g**), nitro (**1h**), benzoyl (**1i**), and benzyloxy (**1j**) groups underwent cross-coupling, affording the

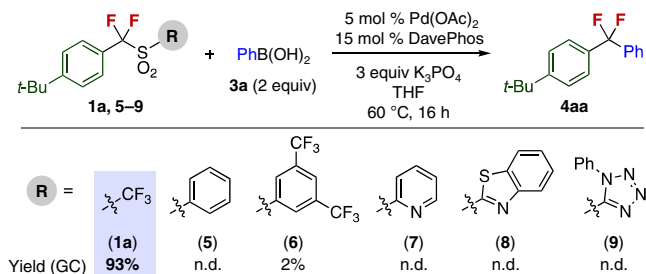
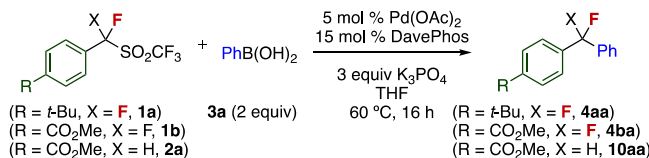


Fig. 2 Substituent effect of sulfonyl group on desulfonylative cross-coupling reaction. Reactions were carried out on a 0.1 mmol scale. Yields were determined by GC using dodecane as an internal standard

Table 1 Optimization of Pd-catalyzed desulfonylative Suzuki–Miyaura cross-coupling of **1** and **2**



Sulfone	Entry	Variation from the standard conditions	Product	Yield (%) ^a
1a	1	None	4aa	93 (90)^b
	2	PCy ₃ •HBF ₄ , instead of DavePhos		0
	3	P(Ad) ₂ Bu•HI, instead of DavePhos		0
	4	CyJohnPhos, instead of DavePhos		30
	5	XPhos, instead of DavePhos		39
	6	SPhos, instead of DavePhos		59
	7	PhDavePhos, instead of DavePhos		7
	8	Na ₂ CO ₃ , instead of K ₃ PO ₄		19
	9	PhB(pin), instead of PhB(OH) ₂		74
1b	10	None	4ba	20
	11 ^c	P(Ad) ₂ Bu•HI, instead of DavePhos		80 (77)^b
2a	12	None	10aa	12 ^d
	13	Na ₂ CO ₃ , instead of K ₃ PO ₄		90^d (90)^b

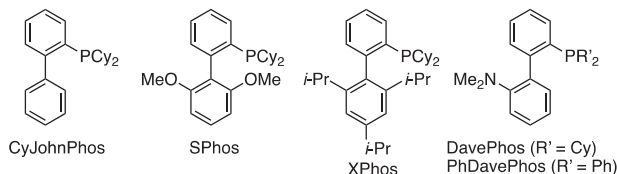
Conditions: **1** or **2** (0.1 mmol), **3a** (2.0 equiv), Pd(OAc)₂ (5 mol %), ligand (15 mol %), K₃PO₄ (3.0 equiv), THF (0.25 M)

^aYields were determined by GC using dodecane as an internal standard

^bIsolated yield (0.2 mmol scale)

^cReaction conducted in DME at 90 °C

^dYields were determined by ¹⁹F NMR spectroscopy using 4-fluorotoluene as an internal standard



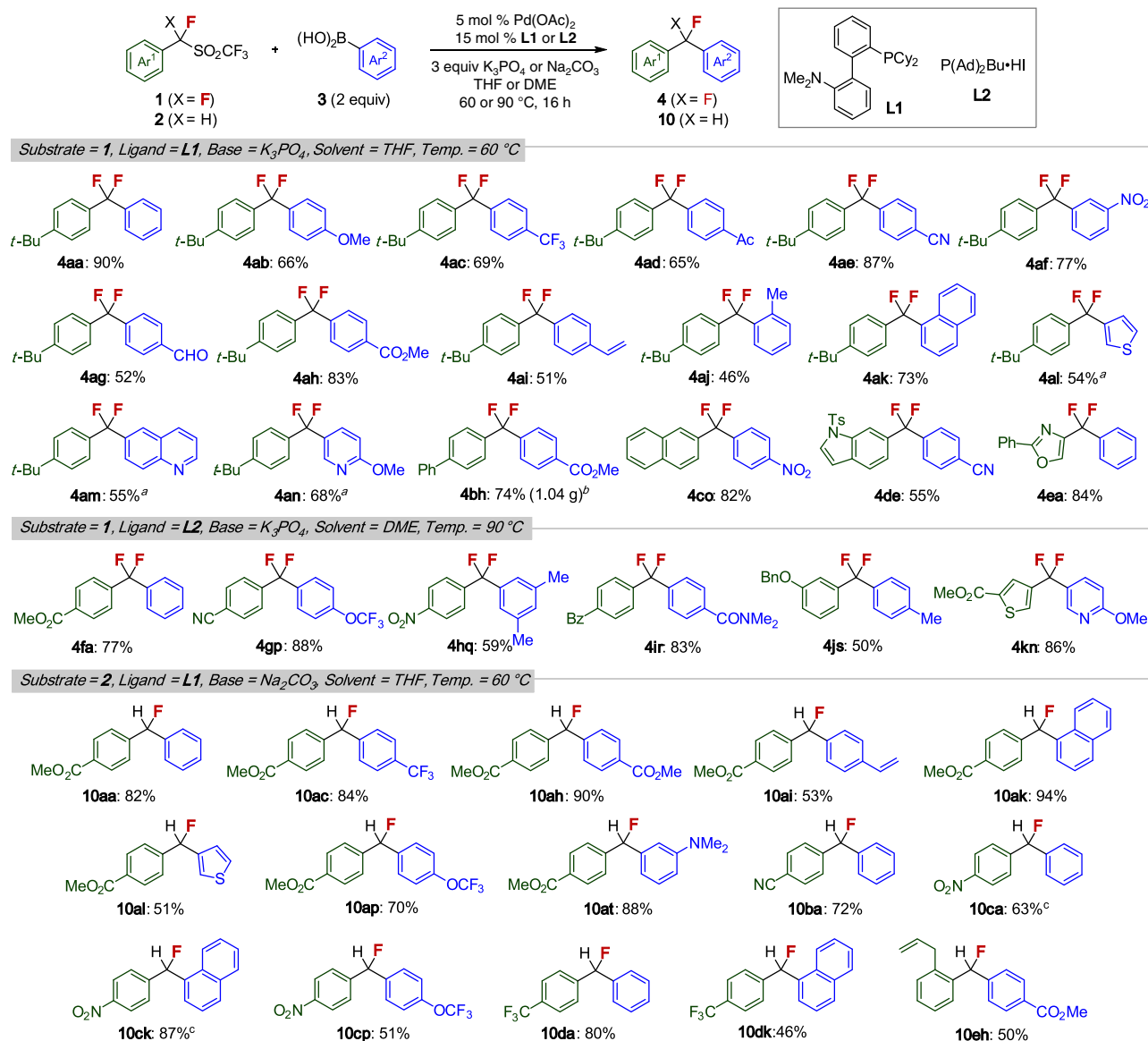


Fig. 3 Substrate scope of desulfonylative Suzuki–Miyaura cross-coupling of 1 and 2. Reactions were carried out on 0.15–0.3 mmol scale; isolated yields. ^a10 mol % ($Pd(OAc)_2$ and 30 mol % DavePhos were used. Reaction conducted in DME at 90 °C. ^b4.5 mmol scale. ^c K_3PO_4 was used instead of Na_2CO_3

desired products. As an illustration of the ease with which heteroaromatics can be incorporated, α,α -difluoro(heteroaryl) methane **4kn** could be prepared in high yield. The present Pd-catalyzed cross-coupling is limited to benzylic substrates. Thus α -difluoroalkyltriflones such as 1,1-difluoro-3-phenylpropyl triflone are not viable substrates (see Supplementary Fig. 3).

Arylation of α -monofluorinated benzylic sulfones **2** also proceeded under the standard conditions, affording the corresponding monofluorinated diarylmethanes **10** in high yields. As in the difluorinated series, a variety of functional groups on sulfone and arylboronic acid substrates were compatible with this protocol (Fig. 3).

Desulfonylation of α -fluorobenzyl triflones 1 and 2. In addition to their use as partners in cross-coupling chemistry, **1** and **2** are also precursors to the pharmaceutically relevant difluoromethyl- and fluoromethylarenes (**11**, **12**) (Fig. 4). Using typical procedures with Mg³⁷ or SmI₂³⁸ as reducing agents, desulfonylation proceeded smoothly to give the corresponding CF₂H or CFH₂-containing species in good yields. This desulfonylation approach

is complementary to other cross-coupling reactions using mono- and difluoromethylating agents for the selective synthesis of mono- and difluoromethylarenes³⁹.

Mechanistic investigations. Experimental and theoretical studies were carried out to gain mechanistic insights into the desulfonylative cross-coupling reaction. Reaction mechanisms involving radical intermediates appear likely in cross-coupling reactions using fluoroalkyl halides¹⁷; thus, we conducted preliminary experiments to determine whether similar radical species are generated in this case. When the reactions of **1a** with **3a** were conducted under standard conditions in the presence of typical radical inhibitors, such as TEMPO and BHT, or 1,4-dinitrobenzene as an electron-transfer inhibitor⁴⁰, yields of **4aa** were not significantly affected (Fig. 5a). This suggests that the present cross-coupling reaction does not likely involve the generation of free difluorobenzyl radical species in the catalytic cycle, and likely occurs via the similar catalytic cycle as the Suzuki–Miyaura cross-coupling reaction (see Supplementary Fig. 4).

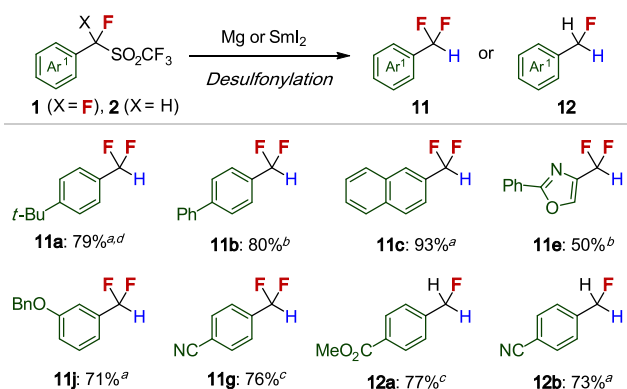


Fig. 4 Substrate scope of reductive desulfonation of **1** and **2**. ^aMg (15 equiv), NaOAc/AcOH/DMF. ^bMg (25 equiv), AcOH/H₂O/DMF. ^cSmI₂ (3 equiv), MeOH/THF. ^dYield was determined by ¹⁹F NMR spectroscopy using PhCF₃ as an internal standard

Next, we explored the mechanism and the dramatic substituent effects of sulfonyl groups on the reactivity of cross-coupling by theoretical calculations. Gibbs free energies were obtained from single point calculations on optimized geometries with thermal correction and solvation effects considered. The energy profile is summarized in Fig. 5b for α,α -difluorobenzyltriflone **14**^{CF₃}, α,α -difluorophenyl sulfone **14**^{Ph}, and 3,5-bis(trifluoromethyl)phenyl difluorobenzyl sulfone **14**^{ArCF₃}. The C–SO₂ activation step should occur through the formation of a η^2 -arene complex **15** between Pd(DavePhos) **13** and sulfones (**14**^{CF₃}, **14**^{Ph}, or **14**^{ArCF₃}), and then the three-membered transition state (TS₁₅₋₁₆) to afford the Pd(II) complex.

16. The Gibbs activation energies of $\Delta G^{0\ddagger}$ CF₃, $\Delta G^{0\ddagger}$ Ph, and $\Delta G^{0\ddagger}$ ArCF₃ were calculated to be 18.2, 27.7, and 24.2 kcal/mol, respectively. In addition, the Gibbs reaction energy for the cross-coupling of **16**^{CF₃} (–28.8 kcal/mol) was more exergonic than that of **16**^{Ph} (–14.5 kcal/mol) or **16**^{ArCF₃} (–19.3 kcal/mol), indicating that C–SO₂ activation of **14**^{CF₃} is thermodynamically favorable, consistent with our experimental results for these sulfones.

Synthetic applications. A significant advantage of this method is that the triflyl group can be easily installed through the late-stage transformation of any benzylic methyl group or indeed any benzylic C–H group (Fig. 6a). For example, the methyl group on 6-methylflavone could be converted into the triflylmethyl group in two simple steps: benzylic bromination followed by S_N2 reaction with Langlois reagent (NaSO₂CF₃)⁴¹. Subsequently, α -fluorination selectively provides the fluorinated sulfone derivatives **17** and **18** (Supplementary Methods). The resulting triflones were reacted with phenylboronic acid **3a** under standard reaction conditions to afford the cross-coupling products (**19**, **20**). The structure of **19** was unambiguously confirmed by X-ray crystallographic analysis. This sequential process enables the formal transformation of methyl group to arylfluoromethyl groups on arenes, highlighting potential application to late-stage transformation of biomolecules.

The CF₂ unit has recently attracted much attention as it functions as a bioisostere of carbonyl and ether functional groups to improve biological activity⁴². Thus, we demonstrated the practicality of the present cross-coupling reaction by synthesizing CF₂ analogs of biologically active molecules. Medarde reported that diarylketone **21** showed inhibitory activity against tubulin polymerization and has potent cytotoxicity against cancer cell lines⁴³. Analog **22**, in which the carbonyl unit is substituted with a CF₂ unit, was synthesized in excellent yield

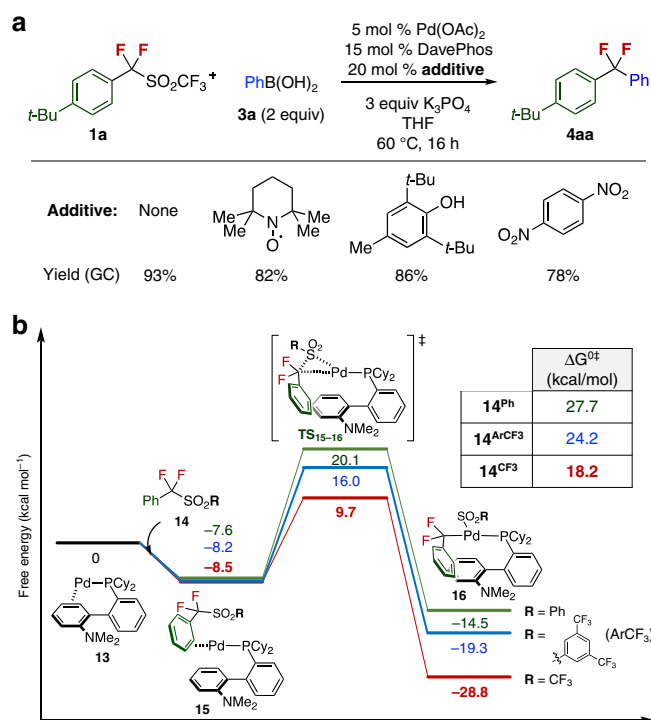


Fig. 5 Mechanistic studies of desulfonative Suzuki–Miyaura cross-coupling reaction. **a** The effect of radical and electron-transfer inhibitors. **b** The energy profile at C–SO₂ bond activation step by theoretical calculation. All structures were optimized with B3LYP functional using the LANL2DZ basis set for Pd and the 6-31G(d) basis sets for other atoms. By using the optimized geometries, we performed thermal correction at (333.15 K) and single point calculations with SCS-MP2 to obtain Gibbs free energy. The solvation effect was computed with SMD (1,4-dioxane)

by the cross-coupling of α,α -difluoro-2-naphthylmethyl triflone **1c** with 3,4,5-trimethoxyphenylboronic acid **3u** (Fig. 6b).

ABT-518 has been developed as an inhibitor of matrix metalloproteinases, which are key species implicated in tumor growth and metastasis^{44,45}. We have successfully prepared the analog of ABT-518 (**26**) in which the diarylether unit is replaced by a diarylCF₂ unit (Fig. 6c). The key intermediate α,α -difluorodiarlylmethane **23** was synthesized from the cross-coupling of α,α -difluoro-4-methanesulfonylbenzyl triflone **11** and 4-(trifluoromethyl)methoxyphenylboronic acid **3v**. According to the previous procedure, vinyl sulfone **25** could be isolated. Finally, the conjugated addition of hydroxylamine to **25** followed by *N*-formylation using formic acid-acetic anhydride mixture gave **26** in seven steps from **11**. These results illustrate that our robust method will expand the utility of CF₂ units as bioisosteres, which are difficult to introduce by existing methods, leading to accelerated generation of previously unknown pharmaceuticals.

In conclusion, we have established a versatile synthetic route for the synthesis of structurally diverse α -fluorinated and α,α -difluorinated molecules through the Pd-catalyzed Suzuki–Miyaura cross-coupling reaction of α -fluorinated benzyltriflones with arylboronic acids. In addition to cross-coupling, desulfonation can be carried out to provide medically important fluoromethyl- and difluoromethylarenes in good yields. The ability to convert aromatic methyl groups to reactive sulfones is particularly exciting for late-stage functionalization approaches to the synthesis of fluorinated analogs of biomolecules. These reactions not only provide facile access to α -fluorinated arylmethanes from stable and readily available

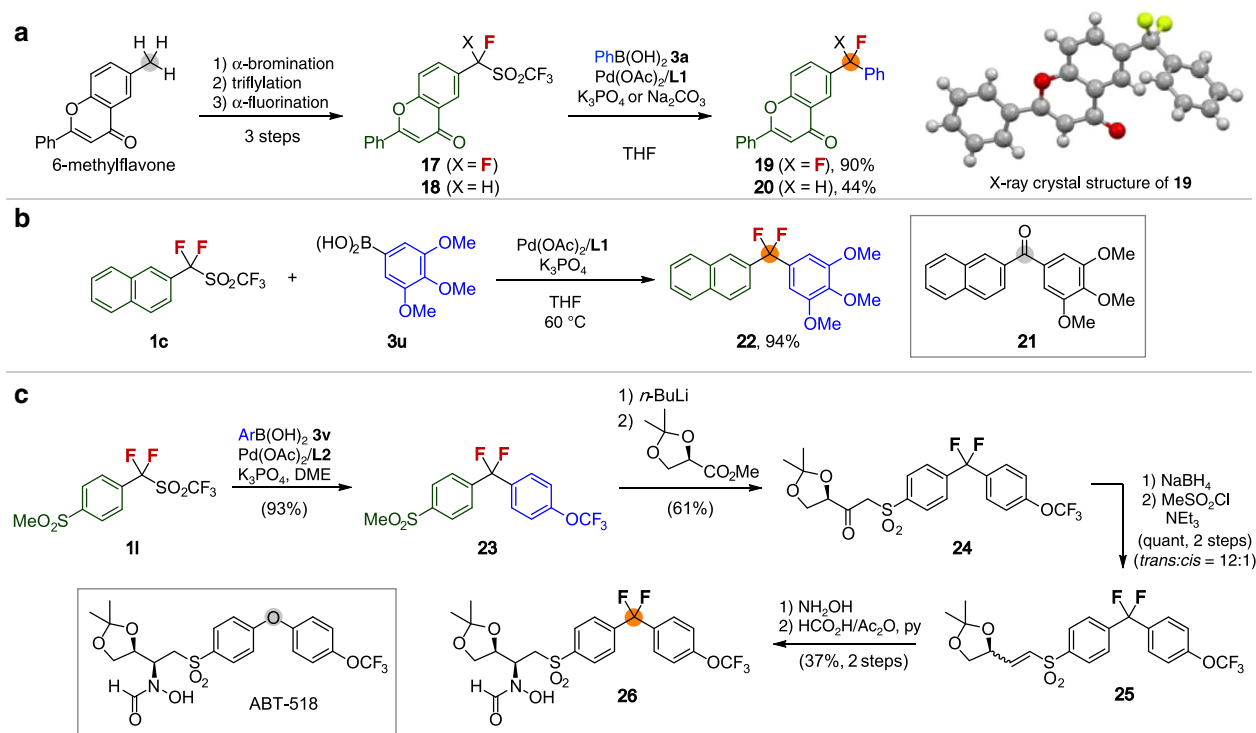


Fig. 6 Synthetic applications. **a** Sequential transformation of benzylic C–H bond of flavone derivatives. **b** Rapid preparation of the analog **22** bearing CF₂ unit as bioisosteres of carbonyl group. **c** Illustration of desulfonylative cross-coupling in the synthesis of the analog of ABT-518 (**26**) in which the diarylether unit is replaced by a diarylCF₂ unit

reagents, but also open up avenues for the development of unexplored fluorinated molecules. Importantly, this work highlights the unique property of sulfones as templates to construct valuable molecules by sequential functionalization.

Methods

Cross-coupling of triflones **1 with arylboronic acids **3**.** A 10-mL sealable glass vessel containing a magnetic stirring bar was flame-dried under vacuum and filled with argon after cooling to room temperature. The tube was charged with Pd(OAc)₂ (2.2 mg, 0.01 mmol), DavePhos (11.8 mg, 0.03 mmol). The mixture was evacuated under vacuum and refilled with Ar. This cycle was repeated two additional times. Under an argon atmosphere, THF (0.4 mL) was added and the reaction was stirred at room temperature for 30 min. α,α -difluorobenzyltriflone **1** (0.2 mmol), arylboronic acid **3** (0.4 mmol), K₃PO₄ (127 mg, 0.6 mmol), and THF (0.4 mL) were added, and the reaction was sealed and stirred at 60 °C for 16 h. The reaction was then allowed to cool to room temperature, quenched with 3–4 drops of sat. NH₄Cl aq and the mixture was passed through a pad of silica gel with copious washings with EtOAc (~10 mL). The filtrate was concentrated under reduced pressure. The crude product was purified by preparative thin-layer chromatography (PTLC) or preparative recycling HPLC (GPC) to afford diaryl- α,α -difluoromethane **4**.

Cross-coupling of triflones **2 with arylboronic acids **3**.** An oven-dried 1-dram vial equipped with a magnetic stirring bar was charged with Pd(OAc)₂ (3.3 mg, 0.015 mmol) and DavePhos (17.7 mg, 0.045 mmol). The vial was capped with a Teflon cap and dry THF (1.5 mL) was added, under argon. This mixture was stirred for 30 min. Another vial containing a stirring bar was charged with α -fluorobenzyl triflone **2** (0.3 mmol), base (0.9 mmol) and arylboronic acid **3** (0.6 mmol). The vial was sealed under argon atmosphere, and the solution containing the catalyst was added to it. The resulting mixture was heated at 60 °C for 18–24 h, under stirring. After cooling to room temperature, the mixture was filtered through a plug of silica and washed with DCM/EtOAc (4:1). The crude product was purified by column chromatography or PTLC to afford diarylfluoromethane **10**.

Data availability

The authors declare that the data supporting the findings of this study are available within the article and Supplementary Information file, or from the corresponding authors (M.N. and C.M.C.) upon reasonable request. The X-ray crystallographic coordinates for structure of compound **19** reported in this study have been deposited at the Cambridge Crystallographic Data Centre (CCDC), under deposition numbers

1890466. These data can be obtained free of charge from The Cambridge Crystallographic Data Centre via www.ccdc.cam.ac.uk/data_request/cif.

Received: 24 May 2019 Accepted: 16 July 2019

Published online: 04 October 2019

References

- Horváth, I. T. *Fluorous Chemistry* (Springer, Berlin, Heidelberg, 2012).
- Kirsch, P. *Modern Fluoroorganic Chemistry* (Wiley-VCH, Weinheim, 2013).
- Gouverneur, V. & Müller, K. *Fluorine in Pharmaceutical and Medicinal Chemistry: From Biophysical Aspects to Clinical Applications* (Imperial College Press, London, 2012).
- Wang, J. et al. Fluorine in pharmaceutical industry: fluorine-containing drugs introduced to the market in the last decade (2001–2011). *Chem. Rev.* **114**, 2432–2506 (2014).
- Gillis, E. P., Eastman, K. J., Hill, M. D., Donnelly, D. J. & Meanwell, N. A. Applications of fluorine in medicinal chemistry. *J. Med. Chem.* **58**, 8315–8359 (2015).
- Zhou, Y. et al. Next generation of fluorine-containing pharmaceuticals, compounds currently in phase II–III clinical trials of major pharmaceutical companies: new structural trends and therapeutic areas. *Chem. Rev.* **116**, 422–518 (2016).
- Ye, Y. & Sanford, M. S. Investigations into transition-metal-catalyzed arene trifluoromethylation reactions. *Synlett* **23**, 2005–2013 (2012).
- Xu, P., Guo, S., Wang, L. Y. & Tang, P. P. Recent advances in the synthesis of difluoromethylated arenes. *Synlett* **26**, 36–39 (2015).
- Barata-Vallejo, S., Bonesi, S. M. & Postigo, A. Photocatalytic fluoroalkylation reactions of organic compounds. *Org. Biomol. Chem.* **13**, 11153–11183 (2015).
- Shibata, N. Development of shelf-stable reagents for fluoro-functionalization reactions. *Bull. Chem. Soc. Jpn.* **89**, 1307–1320 (2016).
- Rong, J., Ni, C. & Hu, J. Metal-catalyzed direct difluoromethylation reactions. *Asian J. Org. Chem.* **6**, 139–152 (2017).
- Johnson, A. L. New reaction of (diethylamino)sulfur trifluoride: bis (diphenylmethyl) ethers as dehydration products of (diethylamino)sulfur trifluoride and diarylcarbinols. *J. Org. Chem.* **47**, 5220–5222 (1982).
- Yoneda, N. & Fukuhara, T. Novel fluorination reagent: IF₃/Et₃N-3HF. *Chem. Lett.* **30**, 222–223 (2001).
- Umamoto, T., Singh, R. P., Xu, Y. & Saito, N. Discovery of 4-*tert*-Butyl-2,6-dimethylphenylsulfur trifluoride as a deoxofluorinating agent with high

- thermal stability as well as unusual resistance to aqueous hydrolysis, and its diverse fluorination capabilities including deoxofluoro-arylsulfonylation with high stereoselectivity. *J. Am. Chem. Soc.* **132**, 18199–18205 (2010).
15. Sondej, S. C. & Katzenellenbogen, J. A. *gem*-Difluoro compounds: a convenient preparation from ketones and aldehydes by halogen fluoride treatment of 1,3-dithiolanes. *J. Org. Chem.* **51**, 3508–3513 (1986).
 16. Reddy, V. P. et al. *gem*-Difluorination of 2,2-Diaryl-1,3-dithiolanes by Selectfluor[®] and Pyridinium Polyhydrogen Fluoride. *Chem. Commun.* **7**, 654–656 (2005).
 17. Gu, J. W., Guo, W. H. & Zhang, X. G. Synthesis of diaryldifluoromethanes by Pd-catalyzed difluoroalkylation of arylboronic acids. *Org. Chem. Front.* **2**, 38–41 (2015).
 18. Xiao, Y. L., Zhang, B., Feng, Z. & Zhang, X. G. Heteroaryldifluoromethylation of organoborons catalyzed by palladium: facile access to aryl(Heteroaryl) difluoromethanes. *Org. Lett.* **16**, 4822–4825 (2014).
 19. Geri, J. B., Wolfe, M. M. W. & Szymczak, N. K. The difluoromethyl group as a masked nucleophile: a Lewis acid/base approach. *J. Am. Chem. Soc.* **140**, 9404–9408 (2018).
 20. Xia, J. B., Zhu, C. & Chen, C. Visible light-promoted metal-free C-H activation: diarylketone-catalyzed selective benzylic mono- and difluorination. *J. Am. Chem. Soc.* **135**, 17494–17500 (2013).
 21. Bai, H. et al. Preparation of 4-[(substituted-phenyl)difluoromethyl] phenoxycarboxylic acid derivatives as PPAR agonists. W.O. patent 2013/159724 A1 (2013)
 22. Storer, R. I. et al. Multiparameter optimization in CNS drug discovery: design of pyrimido[4,5-*d*]azepines as potent 5-hydroxytryptamine 2C (5-HT_{2C}) receptor agonists with exquisite functional selectivity over 5-HT_{2A} and 5-HT_{2B} receptors. *J. Med. Chem.* **57**, 5258–5269 (2014).
 23. Link, J. O. et al. Discovery of Ledipasvir (GS-5885): a potent, once-daily oral NS5A inhibitor for the treatment of hepatitis C virus infection. *J. Med. Chem.* **59**, 7696–7696 (2016).
 24. Wencel-Delord, J. & Glorius, F. C–H bond activation enables the rapid construction and late-stage diversification of functional molecules. *Nat. Chem.* **5**, 369–375 (2013).
 25. Campbell, M. G. & Ritter, T. Late-stage fluorination: from fundamentals to application. *Org. Process Res. Dev.* **18**, 474–480 (2014).
 26. Cernak, T., Dykstra, K. D., Tyagarajan, S., Vachal, P. & Krska, S. W. The medicinal chemist's toolbox for late stage functionalization of drug-like molecules. *Chem. Soc. Rev.* **45**, 546–576 (2016).
 27. Fujiwara, Y. & Baran P. S. Radical-based late stage C–H. Functionalization of heteroaromatics in drug discovery. In *New Horizons of Process Chemistry: Scalable Reactions and Technologies* (eds. Tomioka, K. et al.) 103–120 (Springer, Singapore, 2017).
 28. White, M. C. & Zhao, J. P. Aliphatic C–H oxidations for late-stage functionalization. *J. Am. Chem. Soc.* **140**, 13988–14009 (2018).
 29. Otsuka, S., Nogi, K. & Yorimitsu, H. C–S bond activation. *Top. Curr. Chem. (Z.)* **376**, 13 (2018).
 30. Nambo, M. & Crudden, C. M. Modular synthesis of triarylmethanes through palladium-catalyzed sequential arylation of methyl phenyl sulfone. *Angew. Chem. Int. Ed.* **53**, 742–746 (2014).
 31. Nambo, M., Keske, E. C., Rygus, J. P. G., Yim, J. C. H. & Crudden, C. M. Development of versatile sulfone electrophiles for Suzuki-Miyaura cross-coupling reactions. *ACS Catal.* **7**, 1108–1112 (2017).
 32. Yim, J. C. H., Nambo, M. & Crudden, C. M. Pd-catalyzed desulfonative cross-coupling of benzylic sulfone derivatives with 1,3-oxazoles. *Org. Lett.* **19**, 3715–3718 (2017).
 33. Arikawa, Z. T., Maekawa, Y., Nambo, M. & Crudden, C. M. Preparation of quaternary centers via nickel-catalyzed Suzuki-Miyaura cross-coupling of tertiary sulfones. *J. Am. Chem. Soc.* **140**, 78–81 (2018).
 34. Merchant, R. R. et al. Modular radical cross-coupling with sulfones enables access to sp³-rich (fluoro)alkylated scaffolds. *Science* **360**, 75–80 (2018).
 35. Yang, J. et al. Room-temperature Suzuki–Miyaura coupling of heteroaryl chlorides and tosylates. *Eur. J. Org. Chem.* **2012**, 6248–6259 (2012).
 36. Isobe, K. et al. Organopalladium(II) complexes containing carbon-bonded heterocycles as a ligand. *Bull. Chem. Soc. Jpn.* **59**, 2141–2149 (1986).
 37. Ni, C. & Hu, J. Nucleophilic difluoromethylation of carbonyl compounds using TMSCF₂SO₂Ph and Mg⁰-mediated desulfonylation. *Tetrahedron Lett.* **46**, 8273–8277 (2005).
 38. Guo, H. & Zhang, Y. Stereoselective synthesis of (*E*)-cinnamonitriles with the SmI₂/THF/MeOH system. *J. Chem. Res. (S)* 342–343 (1999).
 39. Huang, X. et al. Late stage benzylic C–H fluorination with [¹⁸F]fluoride for PET imaging. *J. Am. Chem. Soc.* **136**, 6842–6845 (2014).
 40. Huang, X. T. & Chen, Q. Y. Nickel(0)-catalyzed fluoralkylation of alkenes, alkynes, and aromatics with perfluoroalkyl chlorides. *J. Org. Chem.* **66**, 4651–4656 (2001).
 41. Hendrickson, J. B., Giga, A. & Wareing, J. Triflones (CF₃SO₂C) survey of reactivity and synthetic utility. *J. Am. Chem. Soc.* **96**, 2273–2276 (1974).
 42. Meanwell, N. A. Fluorine and fluorinated motifs in the design and application of bioisosteres for drug design. *J. Med. Chem.* **61**, 5822–5880 (2018).
 43. Alvarez, C. et al. Naphthylphenstatins as tubulin ligands: synthesis and biological evaluation. *Bioorg. Med. Chem.* **16**, 8999–9008 (2008).
 44. Wada, C. K. et al. Phenoxyphenyl sulfone *N*-formylhydroxylamines (retrohydroxamates) as potent, selective, orally bioavailable matrix metalloproteinase inhibitors. *J. Med. Chem.* **45**, 219–232 (2002).
 45. Chang, S. J. et al. The development of a large-scale synthesis of matrix metalloproteinase inhibitor, ABT-518. *Org. Process Res. Dev.* **6**, 329–335 (2002).

Acknowledgements

This work was supported by KAKENHI from JSPS (17K17805 to M.N.). JSPS and NU are acknowledged for funding of this research through The World Premier International Research Center Initiative (WPI) program. The Natural Sciences and Engineering Research Council of Canada (NSERC) and the Canada Foundation for Innovation (CFI) are thanked for financial support of this work in terms of operating and equipment grants to C.M.C. Z.T.A. thanks the Ontario government for an OGS fellowship. Dr. Yasutomo Segawa is thanked for assistance with X-ray crystal-structure analysis.

Author contributions

M.N. and C.M.C. devised the project. M.N., J.C.-H.Y., L.B.O.F., Y.T., Z.T.A. and Y.M. performed the experiments, compound characterization and data analysis. M.N. and D.Y. performed the computational studies. All authors contributed to the overall experiment design, discussions and manuscript preparation. The manuscript was written by M.N. and C.M.C. with assistance from co-authors.

Additional information

Supplementary Information accompanies this paper at <https://doi.org/10.1038/s41467-019-11758-w>.

Competing interests: The authors declare no competing interests.

Reprints and permission information is available online at <http://npg.nature.com/reprintsandpermissions/>

Peer review information *Nature Communications* thanks anonymous reviewer(s) for their contribution to the peer review of this work.

Publisher's note Springer Nature remains neutral with regard to jurisdictional claims in published maps and institutional affiliations.



Open Access This article is licensed under a Creative Commons Attribution 4.0 International License, which permits use, sharing, adaptation, distribution and reproduction in any medium or format, as long as you give appropriate credit to the original author(s) and the source, provide a link to the Creative Commons license, and indicate if changes were made. The images or other third party material in this article are included in the article's Creative Commons license, unless indicated otherwise in a credit line to the material. If material is not included in the article's Creative Commons license and your intended use is not permitted by statutory regulation or exceeds the permitted use, you will need to obtain permission directly from the copyright holder. To view a copy of this license, visit <http://creativecommons.org/licenses/by/4.0/>.

© The Author(s) 2019