

Research Article

Evolutionary Game and Simulation of Green Housing Market Subject Behavior in China

Yingmiao Qian,^{1,2} Mengyuan Yu ,¹ Tao Wang,³ Ruijia Yuan ,¹ Zhenan Feng,⁴ and Xing Zhao¹

¹School of Management Science and Engineering, Anhui University of Finance and Economics, Bengbu 233030, China

²School of Management, Hefei University of Technology, Hefei 230009, China

³School of Public Administration, Chongqing University, Chongqing 400030, China

⁴School of Built Environment, Massey University, Palmerston North 4442, New Zealand

Correspondence should be addressed to Ruijia Yuan; ruijiayuan@outlook.com

Received 17 December 2021; Accepted 24 February 2022; Published 5 April 2022

Academic Editor: Hanliang Fu

Copyright © 2022 Yingmiao Qian et al. This is an open access article distributed under the Creative Commons Attribution License, which permits unrestricted use, distribution, and reproduction in any medium, provided the original work is properly cited.

In China, driven by the national “3060” double carbon targets (i.e., reaching peak carbon emissions by 2030 and carbon neutrality by 2060), green housing has become one of the major fields to reduce carbon emissions, facilitating the achievement of the double carbon targets. Promoting the growth of green housing is an important way for the real estate industry to achieve low-carbon transformation and improve the quality of housing. Meanwhile, the construction industry also can benefit from green housing to achieve its energy conservation and emission reduction targets. Therefore, it is critical to boost and maintain the sustainable growth of the green housing market in China. However, the literature has not focused attention on the market behavior of the green housing market in China. This study proposes a tripartite evolutionary game model to investigate the subject behavior of the green housing market in China. This model consists of three major subjects in a green housing market: developers, consumers, and governments. Based on this model, this study analyzes the stability of the strategy options for each stakeholder and identifies the stable conditions of strategy portfolios to reach the equilibrium points of the game system. The validity of the proposed tripartite evolutionary game model is tested through the simulation of the impacts from various factors on system evolution. According to the impacts of factors and the stable conditions of strategies, this paper puts forward relevant policy suggestions for the healthy and sustainable growth of China’s green housing market.

1. Introduction

Natural resources are being consumed enormously as a result of human uncontrolled exploitation, the resulting series of environmental problems such as greenhouse effect and extreme climate disasters has become increasingly serious [1]. The construction industry is an important area of final energy consumption and carbon dioxide emissions. According to the report released by the United Nations Environment Programme (UNEP), the construction industry accounted for 36% of the global final energy consumption and 37% of the energy-related carbon dioxide emissions in 2020 [2]. Therefore, energy conservation and

emission reduction in the construction industry is crucial to curb global climate change and achieve carbon neutrality goals. The high consumption brought about by traditional buildings has a serious negative impact on the sustainable development of society. In order to reduce the environmental load and achieve the development strategy of buildings adapting to the ecological environment, the green building comes into being. Green buildings have the characteristics of energy conservation, environmental protection, and resource conservation, as well as high economic benefits [3–6], which have a broad market prospect in advocating sustainable development today. Green housing is an important branch of green building. It emphasizes the

harmonious coexistence of residential area and environment. Therefore, the impact on the natural environment is taken into account in all activities such as design, construction, and operation, and the negative impact is controlled to the minimum as far as possible [7]. It can be said that green housing is the key to promote the high-quality development of housing construction and promote the green and sustainable development of cities. However, in the context of the country's vigorous development of green buildings, the market development of green housing still faces many problems. First, the low level of technological innovation and high development cost fundamentally hinder the development process [8, 9]; Second, for consumers, they often do not understand the benefits and health value of green housing but are unwilling to buy it because of its incremental cost [10]. Moreover, for developers, the development of green housing faces the dilemma of mismatch between income and expenditure, which hinders the promotion of green housing to a large extent [11]. Therefore, although green housing has the advantages of environment, society, and economy, they will only be considered for the development and adoption of green housing if the interests of major market players are guaranteed.

At this time, using incentive as a driving tool can encourage the adoption of green building and green housing to a certain extent [12, 13]. In general, incentives can be divided into external incentives and internal incentives. External incentives mainly come from the forced promotion of the government, which requires beneficiaries to meet specific conditions or requirements before benefiting, while internal incentives refer to attracting beneficiaries to be incentivized out of volition due to the value of green buildings [14]. Despite their differences, the vast majority of scholars recognize the positive role of the two. Guo et al. [15] affirmed the importance of government incentives and pointed out that legislation is the most effective way to promote the development of green buildings in Hong Kong, while expedited permits and density bonus can encourage market players to adopt green environmental protection voluntarily. He and Chen [16] found that the government subsidy policy has a positive incentive effect for the development of green buildings. Simultaneously subsidizing both developers and consumers obtain the highest social welfare. Therefore, in order to improve the popularity of green buildings, incentives should be provided to both developers and consumers. Bond [17] argued that the government sees the benefits of sustainable construction more through social and environmental benefits, while the private sector is driven more by economic returns. Moreover, when some investors pay more and more attention to corporate social responsibility and social responsibility investment, they will be more willing to promote the construction of green buildings. Love et al. [18] confirmed the catalytic role of clients in driving the sustainability agenda through a specific green building case, where building performance can be significantly improved when the client have a sustained drive and commitment to innovation.

The abovementioned research supports the effectiveness of green building incentive, but mainly focuses on specific

incentive measures and policies. In the green building market, the key stakeholders have complex relationships and different needs; it is thus necessary to study the behavior strategies among them. Meng et al. [19] studied the behavior evolution process of the two main stakeholders of green building (contractors and government departments) under different reward and punishment policy combinations, so as to provide useful suggestions for the government to formulate reasonable incentive policies. Cohen et al. [20] used the prisoner's dilemma model to point out that developers and consumers do not adopt green houses, which belong to a suboptimal equilibrium. The government should provide incentives to developers and consumers, so as to make the green housing market move toward the optimal balance. Feng et al. [21] found the interest equilibrium point among green building stakeholders (government, construction units and consumers) by building a game model, so as to provide reference for the development of green building led by the government. Chen [22] analyzed the economic benefits of green building by building a bilateral game model between green building developers, consumers, and the government. The research found that the incremental profit of developers is the primary factor affecting enterprise decision-making, followed by the government's incentive policy, and the final strategic choice will be stabilized to higher economic benefits. Most literature analyzed the behavior strategies and interest conflicts of various subjects in the green building market, where the game relationship between government and developers; government and consumers; developers and consumers; government, developers, and consumers are key topics [23–25].

Throughout the existing literature, it is either limited to a single perspective, such as the incremental costs or payoffs of a tripartite subject and the equilibrium points of interests of subjects in a market, which fails to comprehensively look into the evolutionary path of the subject behavior of a green housing market or it focuses on how to formulate incentive policies to promote the growth of a green housing market; however, the benefits brought by incentive policies and consequently, the impacts of these benefits on the decision-making of governments are overlooked. For instance, how will a government make decisions and other subjects behave if incentive policies fail to deliver more benefits? Meanwhile, some researchers have built relevant models to analyze the behavioral evolution of green housing market subjects, but there is still little theoretical understanding of these models. Furthermore, the dynamic simulation and validation of these models are lacking.

Therefore, in order to bridge this knowledge gap, this study proposes a tripartite evolutionary game model, which considers developers, consumers, and governments, to investigate the subject behavior of the green housing market in China. This study also simulates the evolutionary path of the green housing market to validate the proposed model. The paper consists of the following parts: Section 1 introduces the background and summarizes the relevant literature. Section 2 puts forward model assumption and establishes the game model. Section 3 analyzes the model formulation. Section 4 carries on the numerical simulation. Section 5 draws the conclusion and implication. This study will

provide some reference value to the healthy and sustainable development of the green housing market in China.

2. Model Assumption and Formulation

2.1. Model Assumption. It is well known that the development of green housing market involves multistage decision-making by multiple stakeholders, among which the developers^①, consumers^②, and government^③ are the core subjects. The evolutionary game with them has the following five assumptions.

Assumption 1. In view of the fact that green housing market subjects are not completely rational and accurate in the process of acquiring knowledge and information, all three subjects are participants of bounded rationality who constantly adjust their strategies in the process of interaction and stabilize to optimal strategies over a period of evolution.

Assumption 2. The developers' strategic space $\alpha = (\alpha_1, \alpha_2)$ = (developing green housing, developing ordinary housing); Developers have a probability of x to choose α_1 and a probability of $(1-x)$ to choose α_2 . The consumers' strategic space $\beta = (\beta_1, \beta_2)$ = (purchasing green housing, purchasing ordinary housing); Consumers have a probability of y to choose β_1 and a probability of $(1-y)$ to choose β_2 . The governments' strategic space $\gamma = (\gamma_1, \gamma_2)$ = (providing incentive policies, providing no incentive policies); Governments have a probability of z to select γ_1 and a probability of $1-z$ to select γ_2 . x , y and z all belong to $[0, 1]$.

Assumption 3. A_p is the sales payoff of developers from ordinary housing, while C_p is the development cost of ordinary housing. Meanwhile, A_p is also the spending of consumers purchasing ordinary housing. In the case of green housing, the incremental sales payoff from green housing is A_z , the incremental development cost on green housing is C_z and the potential payoff brought by green housing for developers is A_Q . The potential payoff has several streams, including the increased brand value, social image, and reputation resulted from developing green housing, the preferential treatments of taxation and mortgage, and the savings of land use and building materials in the process of development. In addition, when governments provide subsidies as incentive polices, developers get a subsidy of θD_2 from developing green housing, where θ is the proportion of governments' subsidy D_2 .

Assumption 4. The payoffs of consumers is S_p when they purchase ordinary housing, with a spending of A_p . When purchasing green housing, the incremental residential utility

payoffs obtained by consumers is φS_{z1} , which includes the financial benefits from the savings of energy and water in the use of green housing. The incremental perception gains obtained by consumers is ηS_{z2} , which includes the satisfaction and comfort brought by green housing to consumers. The incremental spending paid by consumers on green housing is A_z . In addition, when governments provide subsidies as incentive polices, consumers who purchase green housing get subsidies $(1-\theta) D_2$, where θ is the proportion of governments' subsidy D_2 received by developers.

Assumption 5. Governments have two strategies: either providing incentive polices or not. In the case of providing incentive polices, a management cost D_1 will occur as governments have to spend on the propaganda for environmental protection and the regulation and monitoring on environment to facilitate the social promotion of green housing. Consequently, the utility of the use of D_1 is G_1 . Meanwhile, the social and environmental benefits brought by green housing are G_2 . When both developers and consumers choose green housing, the total amount of subsidies given by governments as incentive polices is D_2 . When developers choose green housing and consumers purchase ordinary housing, governments bear social environmental risk costs, which are D_3 .

2.2. Model Formulation. According to the previous literature [21–25], combining with the abovementioned relative assumption, the tripartite evolutionary game model of a green housing market has been constructed. Moreover, the logical relationship between each subject in the evolutionary game is shown in Figure 1. Whether or not government incentives, developers have two choices: to develop green housing or to develop ordinary housing; consumers similarly have two choices: to purchase green housing or to purchase ordinary housing, the strategies are marked with arrows. Meanwhile, the mixed strategy payoff matrix of developers, consumers, and governments is constructed with the assumptions stated in Section 2.1, as shown in Table 1.

3. Derivation and Analysis of the Model Formula

3.1. Replicator Dynamics Equations and Phase Diagrams of Each Game Subject's Decision-Making

3.1.1. Developers. The expected payoff E_{11} of developers developing green housing, E_{12} of developing ordinary housing, and the average expected payoff E_1 are given below:

$$\begin{cases} E_{11} = yz[(A_p + A_z) - (C_p + C_z) + \theta D_2 + A_Q] + y(1-z)[(A_p + A_z) - (C_p + C_z) + A_Q] + (1-y)z[-(C_p + C_z) + \theta D_2 + A_Q] \\ \quad + (1-y)(1-z)[-(C_p + C_z) + A_Q], \\ E_{12} = yz(-C_p) + y(1-z)(-C_p) + (1-y)z(A_p - C_p) + (1-y)(1-z)(A_p - C_p), \\ E_1 = xE_{11} + (1-x)E_{12}, \end{cases} \quad (1)$$

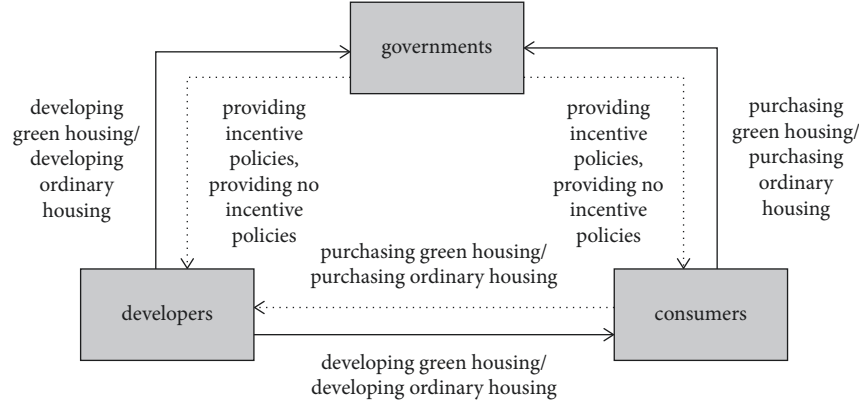


FIGURE 1: Logical relationship between each subject in the evolutionary game of a green housing market.

TABLE 1: Mixed strategy payoff matrix of developers, consumers, and governments.

The game party	Consumers [ⓐ]	Governments [ⓑ]		
		Providing incentive polices z	Providing no incentive polices $(1-z)$	
Developers [ⓐ]	Developing green housing x	Purchasing green housing y	①: $A_p + A_z - (C_p + C_z) + \theta D_2 + A_Q$ ②: $S_p + \phi S_{Z1} + \eta S_{Z2} - A_p - A_z + (1-\theta)D_2$ ③: $G_1 + G_2 - D_1 - D_2$	①: $A_p + A_z - (C_p + C_z) + A_Q$ ②: $S_p + \phi S_{Z1} + \eta S_{Z2} - A_p - A_z$ ③: G_2
		Purchasing ordinary housing $(1-y)$	①: $-(C_p + C_z) + \theta D_2 + A_Q$ ②: $S_p - A_p$ ③: $G_1 + G_2 - D_1 - \theta D_2 - D_3$	①: $-(C_p + C_z) + A_Q$ ②: $S_p - A_p$ ③: $G_2 - D_3$
	Developing ordinary housing $(1-x)$	Purchasing green housing y	①: $-C_p$ ②: $S_p + \phi S_{Z1} + \eta S_{Z2} - A_p - A_z + (1-\theta)D_2$ ③: $G_1 - D_1 - (1-\theta)D_2$	①: $-C_p$ ②: $S_p + \phi S_{Z1} + \eta S_{Z2} - A_p - A_z$ ③: 0
		Purchasing ordinary housing $(1-y)$	①: $A_p - C_p$ ②: $S_p - A_p$ ③: $G_1 - D_1$	①: $A_p - C_p$ ②: $S_p - A_p$ ③: 0

The replicator dynamics equation of residential developers' decisions is as follows:

$$F(x) = \frac{d(x)}{dt} = x(E_{11} - E_1) = x(1-x)[y(2A_p + A_z) + z\theta D_2 + A_Q - A_p - C_z]. \quad (2)$$

The first derivatives with respect to x and the set $G(y)$ are, respectively, as shown below:

$$\frac{d(F(x))}{dx} = (1-2x)[y(2A_p + A_z) + z\theta D_2 + A_Q - A_p - C_z],$$

$$G(y) = [y(2A_p + A_z) + z\theta D_2 + A_Q - A_p - C_z]. \quad (3)$$

Based on the stability principle of differential equations, the probability of developers choosing developing green housing in a stable state must be satisfied by $F(x) = 0$, where $d(F(x))/dx < 0$. Because $\partial G(y)/\partial y > 0$, $G(y)$ is the increasing function of y . Therefore, when $y = [(A_p + C_z) - A_Q - z\theta D_2]/(2A_p + A_z) = y^*$, $G(y) = 0$; at this point, $d(F(x))/dx \equiv 0$, $F(x) \equiv 0$, which means that in a group of developers, any proportion of individuals

choosing developing green housing is a stable strategy. When $y < y^*$, $G(y) < 0$, $F'(x)|_{x=0} < 0$, $F'(x)|_{x=1} > 0$; at this point, $x = 0$ is the stable evolution point of developers, which means that when the proportion of consumers choosing purchasing green housing is less than $[(A_P + C_Z) - A_Q - z\theta D_2]/(2A_P + A_Z)$, developers will turn to ordinary housing. On the contrary, $x = 1$ is the stable evolution point of developers; in other words, developers will choose developing green housing. The decision-making

evolution phase diagrams of developers are shown in Figure 2.

3.1.2. Consumers. The expected payoff E_{21} of consumers for purchasing green housing, E_{22} for purchasing ordinary housing, and their average expected payoff E_2 are, respectively, as follows:

$$\begin{cases} E_{21} = xz[(S_p + \phi S_{Z1} + \eta S_{Z2}) - (A_P + A_Z) + (1 - \theta)D_2] + x(1 - z)[(S_p + \phi S_{Z1} + \eta S_{Z2}) - (A_P + A_Z)] \\ + (1 - x)z[(S_p + \phi S_{Z1} + \eta S_{Z2}) - (A_P + A_Z) + (1 - \theta)D_2] + (1 - x)(1 - z)[(S_p + \phi S_{Z1} + \eta S_{Z2}) - (A_P + A_Z)], \\ E_{22} = xz(S_p - A_P) + x(1 - z)(S_p - A_P) + (1 - x)z(S_p - A_P) + (1 - x)(1 - z)(S_p - A_P), \\ E_2 = yE_{21} + (1 - y)E_{22}. \end{cases} \quad (4)$$

The replicator dynamics equation of consumers' decisions is as follows:

$$F(y) = \frac{d(y)}{dt} = y(E_{21} - E_2) = y(1 - y)[z(1 - \theta)D_2 + \phi S_{Z1} + \eta S_{Z2} - A_Z]. \quad (5)$$

The first derivatives with respect to y and the set $G(z)$ are, respectively, as follows:

$$\frac{d(F(y))}{dy} = (1 - 2y)[z(1 - \theta)D_2 + \phi S_{Z1} + \eta S_{Z2} - A_Z], \quad (6)$$

$$G(z) = [z(1 - \theta)D_2 + \phi S_{Z1} + \eta S_{Z2} - A_Z].$$

Based on the stability principle of differential equations, the probability of consumers choosing purchasing green housing in a stable state must be satisfied by $F(y) = 0$, where $d(F(y))/dy < 0$. Because $\partial G(z)/\partial z > 0$, $G(z)$ is the increasing function of z . Therefore, when $z = (A_Z - \phi S_{Z1} - \eta S_{Z2})/(1 - \theta)D_2 = z^*$, $G(z) = 0$; at this point, $d(F(y))/dy \equiv 0$, $F(y) \equiv 0$, which means that in a group of consumers, any proportion of individuals choosing purchasing green housing is a stable strategy. When $z < z^*$,

$G(z) < 0$, $F'(y)|_{y=0} < 0$, $F'(y)|_{y=1} > 0$; at this point, $y = 0$ is the stable evolution point of consumers, which means that when the probability of governments chooses providing incentive polices is less than $(A_Z - \phi S_{Z1} - \eta S_{Z2})/(1 - \theta)D_2$, consumers will choose purchasing ordinary housing. On the contrary, $y = 1$ is the stable evolution point of consumers; in other words, consumers will choose purchasing green housing. The decision-making evolution phase diagrams of consumers are shown in Figure 3.

3.1.3. Governments. The expected payoff E_{31} of governments choosing incentive polices, E_{32} of governments choosing no incentive polices, and their average expected payoff E_3 are, respectively, as shown below:

$$\begin{cases} E_{31} = xy(G_1 + G_2 - D_1 - D_2) + x(1 - y)(G_1 + G_2 - D_1 - \theta D_2 - D_3) \\ + (1 - x)y[G_1 - D_1 - (1 - \theta)D_2] + (1 - x)(1 - y)(G_1 - D_1), \\ E_{32} = xyG_2 + x(1 - y)(G_2 - D_3), \\ E_3 = zE_{31} + (1 - z)E_{32}. \end{cases} \quad (7)$$

The replicator dynamics equation of governments' decisions is as follows:

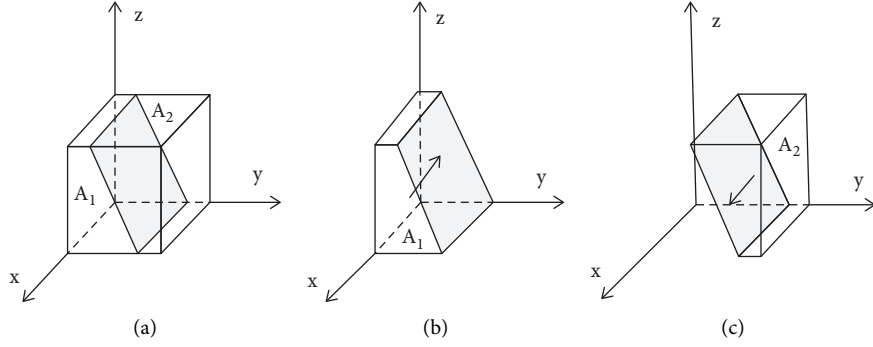


FIGURE 2: Evolution phase diagrams of developers' decisions in the case of develop green housing. (a) $y = y^*$, y is equal to the stable point. (b) $y < y^*$, y is less than the stable point. (c) $y > y^*$, y is greater than the stable point.

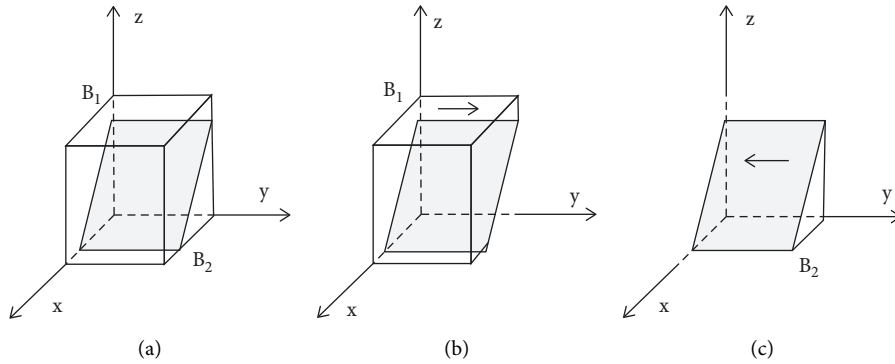


FIGURE 3: Evolution phase diagrams of consumers' decisions in the case of purchasing green housing. (a) $z = z^*$, z is equal to the stable point. (b) $z > z^*$, z is greater than the stable point. (c) $z < z^*$, z is less than the stable point.

$$F(z) = \frac{d(z)}{dt} = z(E_{31} - E_3) = z(1-z)[G_1 - D_1 - x\theta D_2 - y(1-\theta)D_2]. \quad (8)$$

The first derivatives with respect to z and the set $G(x)$ are, respectively, as shown below:

$$\frac{d(F(z))}{dz} = (1-2z)[G_1 - D_1 - x\theta D_2 - y(1-\theta)D_2], \quad (9)$$

$$G(x) = [G_1 - D_1 - x\theta D_2 - y(1-\theta)D_2].$$

Based on the stability principle of differential equations, the probability of governments choosing incentive polices in a stable state must be satisfied by $F(z) = 0$, where $d(F(z))/dz < 0$. Because $\partial G(x)/\partial y < 0$, $G(x)$ is the decreasing function of x . Therefore, when $x = [G_1 - D_1 - y(1-\theta)D_2]/\theta D_2 = x^*$, $G(x) = 0$; at this point, $d(F(z))/dz \equiv 0$, $F(z) \equiv 0$, which means that in governments, any proportion of individuals choosing incentive polices is a stable strategy. When $x < x^*$, $G(x) > 0$, $F'(z)|_{z=0} > 0$, $F'(z)|_{z=1} < 0$; at this point, $z = 1$ is the stable evolution point of governments, which means that when the proportion of developers choosing developing green housing is less than $[G_1 - D_1 - y(1-\theta)D_2]/\theta D_2$, governments will provide incentive polices to encourage the development of green housing. On the contrary, $z = 0$ is the stable evolution point of governments; in other words,

governments will not choose incentive polices. The decision-making evolution phase diagram of governments is shown in Figure 4.

3.2. Stability Analysis of Each Game Subject's Decision-Making. The simultaneous game of the replicator dynamics equations of three game subjects forms up a three-dimensional dynamical system.

$$\begin{cases} F(x) = x(1-x)[y(2A_p + A_z) + z\theta D_2 + A_Q - A_p - C_z] = 0, \\ F(y) = y(1-y)[z(1-\theta)D_2 + \phi S_{z1} + \eta S_{z2} - A_z] = 0, \\ F(z) = z(1-z)[G_1 - D_1 - x\theta D_2 - y(1-\theta)D_2] = 0. \end{cases} \quad (10)$$

Thirteen strategic equilibrium points are obtained by solving the equilibrium points of the discrete dynamical system: $E_1[0, 0, 0]$, $E_2[0, 0, 1]$, $E_3[1, 0, 0]$, $E_4[0, 1, 0]$, $E_5[1, 1, 0]$, $E_6[0, 1, 1]$, $E_7[1, 0, 1]$, $E_8[1, 1, 1]$, $E_9[0, y_0, z_0]$, $E_{10}[1, y', z']$, $E_{11}[x_1, 0, z_1]$, $E_{12}[x_2, 1, z_2]$, and $E_{13}[x_3, y_1, z_3]$. Among them, E_1 – E_8 are the pure strategic equilibrium points for the three subjects of a green housing market; E_9 – E_{12} are the pure strategic equilibrium points for a single subject of a green housing market; and E_{13} is the mixed strategic equilibrium

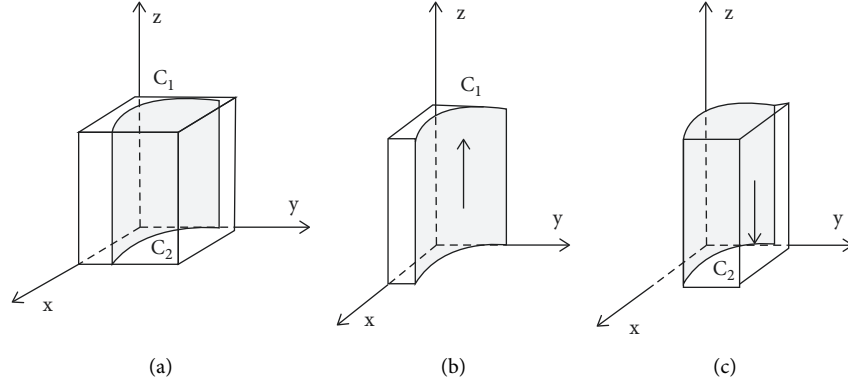


FIGURE 4: Evolution phase diagrams of governments in the case of choosing incentive policies. (a) $x = x^*$, x is equal to the stable point. (b) $x < x^*$, x is less than the stable point. (c) $x > x^*$, x is greater than the stable point.

point. Some scholars have pointed out that the stable solution of the replicator dynamics system in a multigroup evolutionary game is a strict Nash equilibrium solution. Therefore, except for the eight equilibrium points (E_1 – E_8), the remaining states are not asymptotically stable.

Based on the Lyapunov stability theory, the stability of a system at an equilibrium point is determined by the eigenvalues of a Jacobian matrix. When all the eigenvalues have negative real parts, an equilibrium point is

asymptotically stable. When at least one of the eigenvalues has a positive real part, an equilibrium point is unstable. When all eigenvalues except those with zero real parts have negative real parts, an equilibrium point is in a critical state and the stability cannot be determined by the sign of an eigenvalue. Therefore, the Jacobian matrix of the discrete dynamical system can be obtained by integrating formula (10) as follows:

$$J = \begin{pmatrix} \frac{\partial F(x)}{\partial(x)} & \frac{\partial F(x)}{\partial(y)} & \frac{\partial F(x)}{\partial(z)} \\ \frac{\partial F(y)}{\partial(x)} & \frac{\partial F(y)}{\partial(y)} & \frac{\partial F(y)}{\partial(z)} \\ \frac{\partial F(z)}{\partial(x)} & \frac{\partial F(z)}{\partial(y)} & \frac{\partial F(z)}{\partial(z)} \end{pmatrix} = \begin{pmatrix} J_{11} & x(1-x)(2A_p + A_z) & x(1-x)\theta D_2 \\ 0 & J_{22} & y(1-y)(1-\theta)D_2 \\ z(z-1)\theta D_2 & z(z-1)(1-\theta)D_2 & J_{33} \end{pmatrix}, \quad (11)$$

where

$$\begin{aligned} J_{11} &= (1-2x)[y(2A_p + A_z) + z\theta D_2 + A_Q - A_p - C_z], \\ J_{22} &= (1-2y)[z(1-\theta)D_2 + \phi S_{Z1} + \eta S_{Z2} - A_z], \\ J_{33} &= (1-2z)[G_1 - D_1 - x\theta D_2 - y(1-\theta)D_2]. \end{aligned} \quad (12)$$

E_1 – E_8 were substituted into the Jacobian matrix to obtain their eigenvalues and analyze the stability of equilibrium points. The detailed results are shown in Table 2.

Corollary 1. When $A_Q - A_p - C_z < 0$ and $G_1 - d_1 < 0$, the replicator dynamical system has a unique stable equilibrium point $E_1[0, 0, 0]$.

Proof. According to Chart 2, at this point, condition ① is met, $E_1[0, 0, 0]$ is the stable equilibrium point, and $C_z + A_p - A_Q > 0$, $D_2 + D_1 - G_1 > 0$. Therefore, $E_3[1, 0, 0]$ and

$E_8[1, 1, 1]$ are also instable points. It is concluded that $E_1[0, 0, 0]$ is unique.

Corollary 1 shows that when the potential payoff of developers developing green housing is less than the sum of incremental payoffs and incremental costs, and the payoff of governments promoting green housing is less than the sum of incremental payoffs and incremental costs, both developers and governments will not choose developing and promoting green housing. Consequently, a green housing market will disappear. \square

Corollary 2. When $A_Q - A_p - C_z > 0$ and $G_1 - D_1 - \theta D_2 < 0$, the replicator dynamical system has a unique stable equilibrium point $E_3[1, 0, 0]$. Corollary 2 can be proved following the same way to proof Corollary 1. Corollary 2 shows that when the potential payoff of developers developing green housing is greater than the sum of incremental payoffs and incremental costs, and the payoff of governments promoting green housing is less than the one without incentive policies,

TABLE 2: Eigenvalues of the Jacobian matrix and local stability judgment of equilibrium point.

Equant equation	Eigenvalues of the Jacobian matrix		Real component symbol	Stability conclusion	Condition
	$\lambda_1, \lambda_2, \lambda_3$				
$E_1[0, 0, 0]$	$A_Q - A_P - C_Z, \varphi S_{Z1} + \eta S_{Z2} - A_Z, G_1 - D_1$		$(\times, -, \times)$	Stable point	①
$E_2[0, 0, 1]$	$\theta D_2 + A_Q - A_P - C_Z, (1 - \theta)D_2 + \varphi S_{Z1} + \eta S_{Z2} - A_Z, D_1 - G_1$		$(\times, +, \times)$	Instable point	—
$E_3[1, 0, 0]$	$C_Z + A_P - A_Q, \varphi S_{Z1} + \eta S_{Z2} - A_Z, G_1 - D_1 - \theta D_2$		$(\times, -, \times)$	Stable point	②
$E_4[0, 1, 0]$	$A_Q + A_P + A_Z - C_Z, A_Z - \varphi S_{Z1} - \eta S_{Z2}, G_1 - D_1 - (1 - \theta)D_2$		$(+, +, -)$	Instable point	—
$E_5[1, 1, 0]$	$C_Z - A_P - A_Z - A_Q, A_Z - \varphi S_{Z1} - \eta S_{Z2}, G_1 - D_1 - D_2$		$(-, -, +)$	Instable point	—
$E_6[0, 1, 1]$	$\theta D_2 + A_Q + A_P + A_Z - C_Z, A_Z - \varphi S_{Z1} - \eta S_{Z2} - (1 - \theta)D_2, (1 - \theta)D_2 + D_1 - G_1$		$(+, -, -)$	Instable point	—
$E_7[1, 0, 1]$	$C_Z + A_P - \theta D_2 - A_Q, (1 - \theta)D_1 + \varphi S_{Z1} + \eta S_{Z2} - A_Z, \theta D_2 + D_1 - G_1$		$(+, +, -)$	Instable point	—
$E_8[1, 1, 1]$	$C_Z - A_Z - A_P - \theta D_2 - A_Q, A_Z - \varphi S_{Z1} - \eta S_{Z2} - (1 - \theta)D_2, D_2 + D_1 - G_1$		$(-, -, \times)$	Stable point	③

Note. \times means the symbol is uncertain, ① $A_Q - A_P - C_Z < 0, G_1 - D_1 < 0$; ② $C_Z + A_P - A_Q < 0, G_1 - D_1 - \theta D_2 < 0$; ③ $D_2 + D_1 - G_1 < 0$.

developers will still be willing to develop green housing. The reason is that developers think highly of huge potential payoffs in the future. However, this strategy is only theoretically stable. When consumers choose purchasing ordinary housing, a green housing market does not grow.

Corollary 3. When $D_2 + D_1 - G_1 < 0$, the replicator dynamical system has a unique stable equilibrium point $E_8[1, 1, 1]$. Corollary 3 can be proved following the same way to prove Corollary 1. Corollary 3 shows that when the payoffs of incentive policies adopted by governments greater than their costs, developers will choose developing green housing, consumers will choose purchasing green housing, and governments will actively encourage them. The subjects of a green housing market jointly promote the sustainable and healthy growth of the market.

4. Numerical Simulation

In order to validate the stability of the evolution of green housing market subject behavior, the replicator dynamical system was assigned with numerical values for numerical simulation analysis. The determination method of numerical value is similar to the method of numerical selection in references [20–22], which is to obtain first-hand data by investigating consumers, developers, and leaders of government departments, and comparing the dimensions of the data to obtain the relative value [26]. Due to the limited length, this study selected numerical values, where $A_P = 50$, $A_Z = 40$, $\theta = 0.5$, $D_2 = 40$, $A_Q = 30$, $C_Z = 50$, $\varphi = 0.5$, $S_{Z1} = 30$, $\eta = 0.5$, $S_{Z2} = 30$, $G_1 = 160$, and $D_1 = 90$. The impacts of A_Z , A_Q , θ , η , and D_2 on the process and results of the system evolutionary game were analyzed when the conditions of $C_Z - A_Z - A_P - \theta D_2 - A_Q < 0$, $A_Z - \varphi S_{Z1} - \eta S_{Z2} - (1 - \theta)D_2 < 0$, and $D_2 + D_1 - G_1 < 0$ were satisfied.

4.1. Impacts of Incremental and Potential Payoffs of Developers Choosing Developing Green Housing on the System Evolutionary Game. According to Figure 5, when a green housing market is approaching a state of stability, the incremental payoff of developing green housing for developers is

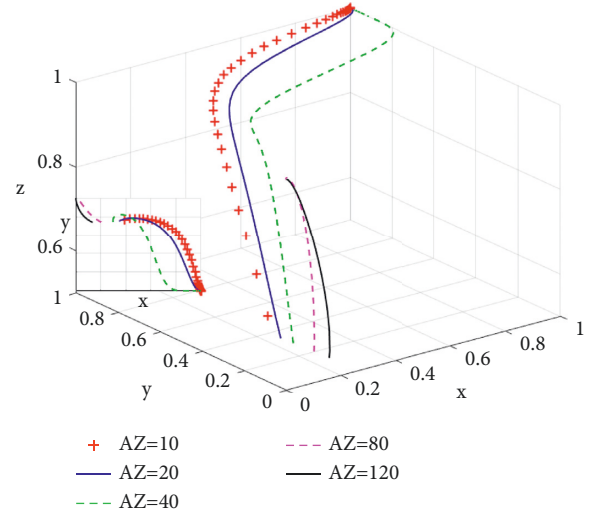


FIGURE 5: Influence of incremental income A_Z on the system evolutionary game.

increasing, and the evolutionary speed of green housing development is accelerating. With the increase of A_Z , the probability of developing green housing for developers is increasing. When A_Z reaches over 80, however, the system enters a state of instability. At this time, the increase of green housing incremental payoffs brings the increase of incremental costs for consumers purchasing green housing. When incremental costs reach a certain extent, consumers turn to ordinary housing, leading to a state of instability for a green housing market. This shows as a profitable enterprise, the developers excessively pass on the cost of green housing to consumers, thereby result in green housing market instability, which is in accord with Jiang and Payne [27].

As can be seen from Figure 6, when a green housing market is approaching a state of stability, the increase of potential income of green housing obtained by developers will accelerate the evolution speed of green housing development by developers. The application of green strategies such as the solar system and water saving technology can help contribute to building up developers' competitive advantages and bring a potential income for developers [28]. In

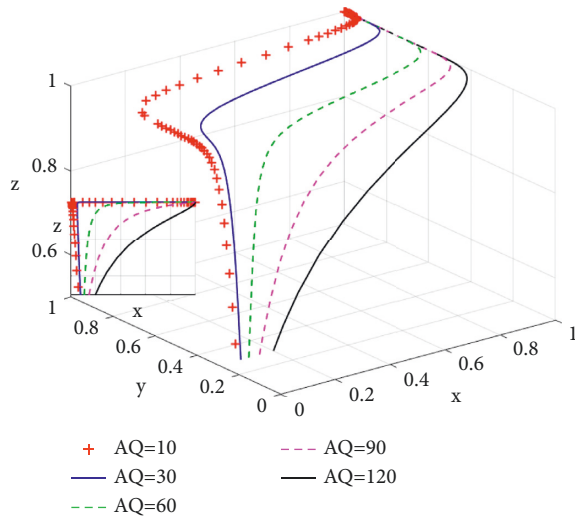


FIGURE 6: Influence of potential returns A_Q on the system evolutionary game.

other words, with the increase of A_Q , the probability of developing green housing for developers is increasing. In the case where governments provide incentive policies, the greater potential payoffs are the earlier a green housing market enters a stable state.

4.2. Impacts of Consumers' Green Housing Subsidies and Green Perception on the System Evolutionary Game. According to Figure 7, when the total subsidy D_2 for green housing remains unchanged and $1-\theta$ does not exceed 0.1 (i.e., the proportion of subsidies for consumers is low), the proportion of consumers choosing purchasing green housing drops from 0.3 to 0. However, when the proportion of subsidies $1-\theta$ increases gradually, the proportion of consumers choosing purchasing green housing increases, and the evolutionary speed of consumers choosing green housing increases as well. He et al. [29] support the idea that the government encourages potential buyers of green houses to purchase through financial subsidies.

Green perception refers to consumers' satisfaction and comfort brought by green housing and essentially represents consumers' cognitive level of environmental protection, thereby determines the willingness to purchase, which is consistent with Guo et al. [30]. As shown in Figure 8, when green perception is low (i.e., η is less than 0.1), even if subsidies from governments for purchasing green housing are in place, the proportion of consumers choosing purchasing green housing drops from 0.3 to 0 at the beginning of system evolution. This means consumers only purchase ordinary housing. However, with the increase of green perception η , the proportion of consumers choosing purchasing green housing increases and the evolutionary speed of consumers choosing green housing increases as well.

4.3. Impacts of the Total Amount of Subsidies and Social Promotion for Green Housing on the System Evolutionary Game. As shown in Figure 9, when the incremental payoff θ

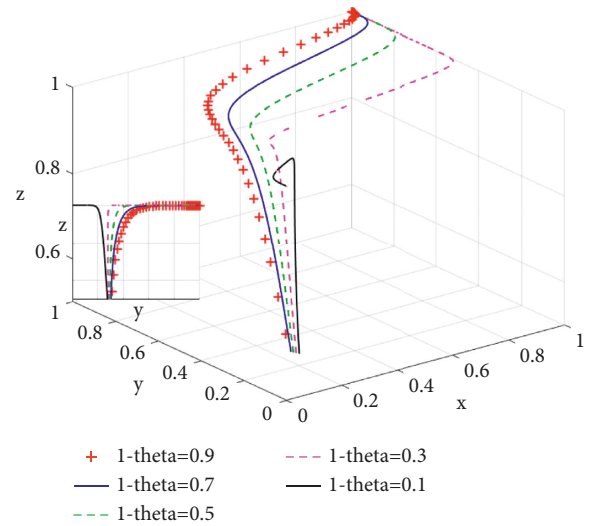


FIGURE 7: Influence of incremental return coefficient $1-\theta$ on the system evolutionary game.

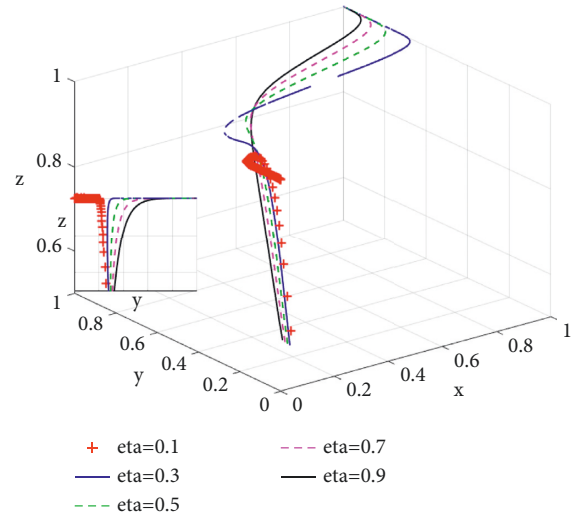


FIGURE 8: Influence of green perception coefficient η on the system evolutionary game.

is constant, the total amount of subsidies D_2 provided by governments as incentive policies has a significant impact on developers' decisions. When the total amount of subsidies D_2 is less than 10, the proportion of developers choosing developing green housing decreases from 0.3 to 0. When the total amount of subsidies D_2 is gradually increasing, the proportion of developers choosing developing green housing is gradually increasing from the initial value 0.3, and the evolutionary speed of developers choosing developing green housing is increasing as well, which is in line with the studies by He and Chen [16].

According to Figure 10, when governments use propaganda of environmental protection and deploy regulation and monitoring on environment, the social promotion effect of green housing is limited. In other words, when $G_1 = 100$, the proportion of developers choosing green housing gradually decreases from the initial value 0.3. When

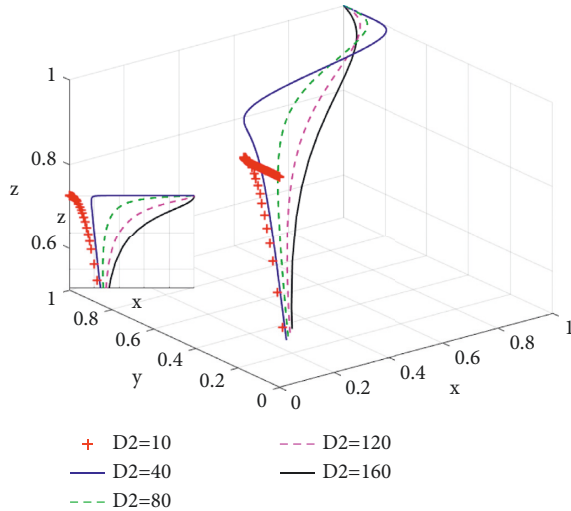


FIGURE 9: Influence of total green housing subsidy D_2 on the system evolution game.

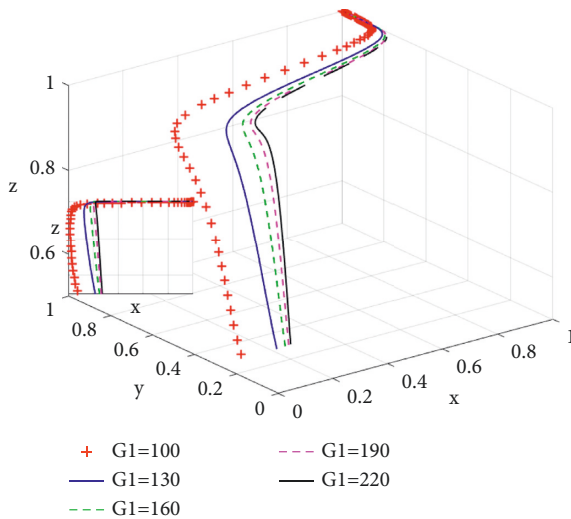


FIGURE 10: Influence of social promotion effect G_1 on the systematic evolutionary game.

intensive propaganda of environmental protection and strong environmental monitoring and regulation are in place, the social promotion of green housing becomes effective. With the increase of the proportion of government incentive policies, the proportion of developers choosing green housing increases and the evolutionary speed of the system increases.

5. Conclusion and Implications

The purpose of this research was to examine that how the behavioral decisions of developers, consumers, and governments among green housing market subjects affect the growth of green housing. First, this study builds a tripartite evolutionary game model to investigate a green housing

marketing, which includes developers, consumers, and governments. Second, this study obtains a three-dimensional discrete dynamic system and identifies the stable conditions of strategy portfolios to reach the equilibrium points of the game system based on the Lyapunov stability theory. Finally, this study assigns real-world values to the proposed tripartite evolutionary game model and conducts numerical simulation to test the influence and relationship of each factor on system evolution, validating the proposed model. Moreover, the results of this study reveal that developers should not blindly pursue the incremental payoffs brought by green housing; otherwise, consumers may turn to ordinary housing. Similarly, the potential earnings from green housing will make green housing more favorable to developers. Moreover, regarding consumers, the perception of green housing determines the demand intensity from consumers. Meanwhile, the more subsidies provided by governments, the more enthusiastic consumers will be in purchasing green housing. Furthermore, when governments do not provide or provide mild subsidies, both developers and consumers will embrace ordinary housing. In addition, governments can effectively increase the initiatives of developers and improve the awareness of consumers toward green housing through intensive propaganda of greenness and environmental protection and strong regulation of environment.

In addition, this study generates the following implications to the sustainable and healthy growth of green housing markets in China.

First, developers are the suppliers in a green housing market, who undertake the development task of green housing. In the process of green housing development, it is not feasible for developers to blindly pursue incremental payoffs brought by green housing. The increase of incremental payoffs for developers will result in the increase of incremental costs for consumers, where consumers may turn to ordinary housing as they cannot afford green housing. This is evident in our simulation when A_z climbs over 80, the system of a green housing market enters a state of instability. Similarly, the increase of potential payoffs for developers will promote the development of green housing. There are various approaches to increase the potential payoffs for developers, such as taxation deductions and mortgage discounts. By applying these approaches, more developers will be encouraged to enter a green housing market.

Second, consumers are the demand side in a green housing market. Their perceptions toward green housing determines their demand intensity. Therefore, strengthening the publicity of green housing, improving consumers' understanding of green housing, and enhancing consumers' awareness of green housing are necessary measures to initiate the motivation of consumers to purchase green housing. At the same time, subsidies provided by governments to purchase green housing have a strong effect on the will of consumers to purchase green housing. This is demonstrated in our simulation where the increase of the subsidy $1 - \theta$ for consumers will lead to the increase of the

proportions of consumers who purchase green housing. Therefore, high subsidies can boost the demand side in a green housing market, facilitating the healthy and sustainable growth of green housing markets in China.

Lastly, governments are the facilitators and regulators in a green housing market. Governments formulate and implement relevant incentive policies to promote the growth of a green housing market. The incentives and subsidies provided by governments play a key role in cultivating and promoting a green housing market. If governments do not provide or provide little subsidies, both developers and consumers will turn to ordinary housing due to the large incremental costs of developing and purchasing green housing. Our simulation generates a similar result. When the total amount of the subsidy for green housing is less than ten units, developers will choose developing ordinary housing. In addition to subsidies, governments have other measures to stimulate the growth of a green housing market, such as intensive propaganda of environmental protection and strong regulations on built environment. By doing this, governments can boost the initiative of developers to develop green housing and the understanding of green housing for consumers. This is supported in our simulation where a higher effect of green housing promotion can result in a higher supply and demand of green housing. Therefore, intense incentives can accelerate the growth of green housing markets in China. While this study has two limitations such as considering merely the mainland Chinese greenhouse market, ignoring the difference of consumers' educational background and capital, which need to be further researched in the future.

Data Availability

The simulation part of this paper involves data, which are relative data and represent the degree of correlation. The data come from two parts: one is based on the research data of previous scholars and the other is obtained through interviews with relevant personnel of developers, consumers, and governments involved in the real estate market.

Conflicts of Interest

The authors declare that they have no conflicts of interest regarding the publication of this paper.

Acknowledgments

This study was funded by the Youth Project of Natural Science Foundation of Anhui Province (2108085QG297), School-level Project of Anhui University of Finance and Economics (4008050), Ministry of Education Project (CMPC202119), and Scientific Research Innovation Fund Designated for Graduate Students of Anhui University of Finance and Economics (ACYC2020362).

References

- [1] Z. Wu, Q. He, Q. Chen, H. Xue, and S. Li, "A topical network based analysis and visualization of global research trends on green building from 1990 to 2020," *Journal of Cleaner Production*, vol. 320, 2021.
- [2] United Nations Environment Programme, *Global Status Report for Buildings and Construction: Towards a Zero-Emission, Efficient and Resilient Buildings and Construction Sector*, Nairobi, 2021.
- [3] B. Cheng, K. Lu, J. Li, H. Chen, X. Luo, and M. Shafique, "Comprehensive assessment of embodied environmental impacts of buildings using normalized environmental impact factors," *Journal of Cleaner Production*, vol. 334, 2022.
- [4] L. N. Dwaikat and K. N. Ali, "The economic benefits of a green building - e," *Journal of Building Engineering*, vol. 18, pp. 448–453, 2018.
- [5] L. Zhang, J. Wu, and H. Liu, "Turning green into gold: a review on the economics of green buildings," *Journal of Cleaner Production*, vol. 172, pp. 2234–2245, 2018.
- [6] Z. Wu, M. Jiang, Y. Cai, H. Wang, and S. Li, "What hinders the development of green building? An investigation of China," *International Journal of Environmental Research and Public Health*, vol. 16, no. 17, 2019.
- [7] N. Z. Abidin, N. Yusof, and H. Awang, "A foresight into green housing industry in Malaysia," *International Journal of Mechanical and Industrial Engineering*, vol. 6, no. 7, pp. 373–381, 2012.
- [8] G. Seyfang, *Grassroots Innovations in Low-Carbon Housing*, pp. 1–29, University of East Anglia, Norwich, England, 2008.
- [9] M. Sauer and K. Siddiqi, "Incentives for green residential construction," in *Proceedings of the 2009 Construction Research Congress*, pp. 578–586, Seattle, WA, USA, April 2009.
- [10] M. H. Issa, J. H. Rankin, and A. J. Christian, "perception of research work investigating the cost premiums, long-term costs and health and productivity benefits of green buildings," *Building and Environment*, vol. 45, no. 7, pp. 1698–1711, 2010.
- [11] Y. Deng and J. Wu, "Economic returns to residential green building investment: the developers' perspective," *Regional Science and Urban Economics*, vol. 47, pp. 35–44, 2014.
- [12] E. Choi, "Green on buildings: the effects of municipal policy on green building designations in America's central cities," *Journal of Sustainable Real Estate*, vol. 2, no. 1, pp. 1–21, 2010.
- [13] J. R. Dubose, S. J. Bosch, and A. R. Pearce, "Analysis of state-wide green building policies," *Journal of Green Building*, vol. 2, no. 2, pp. 161–177, 2007.
- [14] O. A. Olubunmi, P. B. Xia, and M. Skitmore, "Green building incentives: a review," *Renewable and Sustainable Energy Reviews*, vol. 59, pp. 1611–1621, 2016.
- [15] Z. Gou, S. S.-Y. Lau, and D. Prasad, "Market readiness and policy implications for green buildings: case study from Hong Kong," *Journal of Green Building*, vol. 8, no. 2, pp. 162–173, 2013.
- [16] L. He and L. Chen, "The incentive effects of different government subsidy policies on green buildings," *Renewable and Sustainable Energy Reviews*, vol. 135, 2021.
- [17] S. Bond, "Lessons from the leaders of green designed commercial buildings in Australia," *Pacific Rim Property Research Journal*, vol. 16, no. 3, pp. 314–338, 2010.
- [18] P. E. D. Love, M. Niedzweicki, P. A. Bullen, and D. J. Edwards, "Achieving the green building council of Australia's world leadership rating in an office building in perth," *Journal of Construction Engineering and Management*, vol. 138, no. 5, pp. 652–660, 2012.
- [19] Q. Meng, Y. Liu, Z. Li, and C. Wu, "Dynamic reward and penalty strategies of green building construction incentive: an evolutionary game theory-based analysis," *Environmental*

- Science and Pollution Research*, vol. 28, no. 33, pp. 44902–44915, 2021.
- [20] C. Cohen, D. Pearlmutter, and M. Schwartz, “A game theory-based assessment of the implementation of green building in Israel,” *Building and Environment*, vol. 125, no. 11, pp. 122–128, 2017.
- [21] Q. Feng, H. Chen, X. Shi, and J. Wei, “Stakeholder games in the evolution and development of green buildings in China: government-led perspective,” *Journal of Cleaner Production*, vol. 275, 2020.
- [22] Z. Chen, “Economic benefit analysis of green building based on fuzzy logic and bilateral game model,” *Journal of Intelligent and Fuzzy Systems*, vol. 37, no. 15, pp. 1–13, 2019.
- [23] S. Yin, B. Li, and Z. Xing, “The governance mechanism of the building material industry (BMI) in transformation to green BMI: the perspective of green building,” *The Science of the Total Environment*, vol. 677, pp. 19–33, 2019.
- [24] X. Yang, J. Zhang, G. Q. Shen, and Y. Yan, “Incentives for green retrofits: an evolutionary game analysis on Public-Private-Partnership reconstruction of buildings,” *Journal of Cleaner Production*, vol. 232, pp. 1076–1092, 2019.
- [25] Q. Du, Y. Yan, Y. Huang, C. Hao, and J. Wu, “Evolutionary games of low-carbon behaviors of construction stakeholders under carbon taxes,” *International Journal of Environmental Research and Public Health*, vol. 18, no. 2, 2021.
- [26] Z. Wu, H. Li, Y. Feng, X. Luo, and Q. Chen, “Developing a green building evaluation standard for interior decoration: a case study of China,” *Building and Environment*, vol. 152, pp. 50–58, 2019.
- [27] H. Jiang and S. Payne, “Green housing transition in the Chinese housing market: a behavioural analysis of real estate enterprises,” *Journal of Cleaner Production*, vol. 241, 2019.
- [28] X. Zhang, L. Shen, and Y. Wu, “Green strategy for gaining competitive advantage in housing development: a China study,” *Journal of Cleaner Production*, vol. 19, no. 2-3, pp. 157–167, 2011.
- [29] C. He, S. Yu, Q. Han, and B. de Vries, “How to attract customers to buy green housing? Their heterogeneous willingness to pay for different attributes,” *Journal of Cleaner Production*, vol. 230, pp. 709–719, 2019.
- [30] X. Guo, Z. Fan, H. Zhu, X. Chen, M. Wang, and H. Fu, “Willingness to pay for healthy housing during the COVID-19 pandemic in China: evidence from eye tracking experiment,” *Frontiers in Public Health*, vol. 10, 2022.