

Original article

The effect of fatigue and duration knowledge of exercise on kicking performance in soccer players

Ricardo Manuel Pires Ferraz^{a,b,*}, Roland van den Tillaar^c, Ana Pereira^{b,d}, Mário C. Marques^{a,b}

^a Department of Sports Sciences, University of Beira Interior, Covilhã 6201-001, Portugal

^b Research Center in Sports Sciences, Health and Human Development, CIDESD, Vila Real 5000-801, Portugal

^c Department of Teacher Education of Nord University, Levanger 7600, Norway

^d Department of Technology and Science, School of Education of Polytechnic Institute of Setúbal, Setúbal 2910-761, Portugal

Received 25 September 2015; revised 9 November 2015; accepted 16 December 2015

Available online 2 February 2016

Abstract

Purpose: The purpose of this study was to investigate the influence of fatigue upon kicking maximal ball velocity and the target-hitting accuracy of soccer players; and also to examine the effect of the knowledge of the exercise duration upon these 2 parameters.

Methods: Twenty-four semi-professional soccer players participated in this study and performed maximal instep kicks before and after the implementation of an exercise protocol, either with or without knowledge of the duration of this protocol.

Results: A mixed model of analysis of variance showed that kicking maximal ball velocity was significantly affected ($F(5, 85) = 11.6, p < 0.001, \eta^2 = 0.39$) but only after just 1 circuit of the fatigue protocol and then remained similar. Accuracy did not change during the protocol ($F(5, 75) = 0.23, p = 0.76, \eta^2 = 0.03$) and knowing the duration of exertion did not affect accuracy and velocity development ($F(1, 23) \leq 1.04, p \geq 0.32, \eta^2 \leq 0.06$).

Conclusion: These findings demonstrated the potential negative effects of fatigue on kicking ball velocity in soccer but not in the kicking accuracy and that the effect of fatigue may not be progressive over time. Knowing or not knowing the duration of exertion did not affect the results.

2095-2546/© 2019 Published by Elsevier B.V. on behalf of Shanghai University of Sport. This is an open access article under the CC BY-NC-ND license. (<http://creativecommons.org/licenses/by-nc-nd/4.0/>).

Keywords: Fatigue; Kicking ball velocity; Pacing; Perception of effort; Self-regulation of effort

1. Introduction

Fatigue in soccer is a crucial factor that has raised scientific interest.^{1–4} It can be considered to be a performance constraint that affects motor and perceptual processing.^{1–3} This negative effect is often expressed in the reduced ability of the player to perform game-specific actions due to physiological and metabolic causes conducive to decreasing muscular strength capacity and changes in coordination.^{1,4,5} Moreover, fatigue can also limit a player's decision-making during a game and is an important factor in the cognitive response analysis of the player during the effort.^{1–4,6}

According to several authors^{1,7–9} fatigue has been found to have different effects upon kicking ball velocity. On this topic, Kellis et al.¹ found a significant decrease in ball kicking ball

velocity following a fatigue protocol, while Currell et al.⁷ reported that kicking ball performance did not change during simulated match play. Further, Russell et al.⁹ found no evidence that fatigue affects average kicking ball velocity, although they concluded that peak kicking ball velocity tends to reduce in the second half of a simulation protocol of a soccer match (including passing, dribbling, and shooting skills).

Despite the effect of fatigue on biomechanical and muscular kicking performance in soccer,^{4,9–11} the practical effect upon skills performances, particularly kicking, remains unclear.^{1,7,9} The protocols used in the studies above consisted of measuring fatigue and kicking ball velocity before, during, and after the protocol. This approach may limit the validity of the results because during regular soccer matches, several short and intense periods occur, which can cause numerous moments of temporary fatigue and accumulate fatigue over a longer period.¹² More recently, Ferraz et al.⁸ investigated the effect of several bouts of fatigue by simulating commonly used movements in soccer in order to

Peer review under responsibility of Shanghai University of Sport.

* Corresponding author.

E-mail address: ricardo_ferraz@hotmail.com (R.M.P. Ferraz).

understand the variability of the fatigue effect. The results of this study only partially confirmed the hypothesis of the negative influence of fatigue. Indeed, at the end of the protocol and despite players feeling more tired, kicking ball velocity has not decreased and even approached the initial values. According to the authors, these results occurred because the players knew the number of repetitions of the protocol (i.e., the exercise duration) and thus unconsciously regulated self-effort in the final part.^{13,14}

Different scientific theories aimed to explain the intensity regulation and effort tolerance that occurs with fatigue by using endurance exercises to examine the practical effect of fatigue.^{15–17} All these approaches contribute to show that fatigue has to be assessed within a complex framework of multiple interactions that takes into account aspects such as the knowledge of exercise duration, unconscious self-effort regulation, or the importance of the role of perceived exertion in relation to exercise.^{13,14,17–26} In accordance with these approaches Billaut et al.¹⁴ examined the influence of prior knowledge of sprint number on repeated-sprint exercise performance. The authors concluded that pacing occurs during repeated-sprint exercise in anticipation of the number of efforts that are expected to be included in the bout. Similarly and as noted above, Ferraz et al.⁸ found that participants may use unconscious pacing strategies when they know the exercise duration. Therefore, participants spread their energy use over the fatigue protocol and never need to go over their limits (also called reserves in the flush model of Millet¹³).

During a soccer game or training exercises, the type and duration of effort cannot be known exactly. Therefore, the regulation of this effort and pacing based on the knowledge of duration may not always be possible. Hence, it is important to investigate and compare the effect of fatigue when the duration of a particularly intense activity is unknown. However, despite the importance attributed to this topic, there is still a lack of related studies, particularly in soccer skills performance, and to the best of our knowledge, no such study has been done. Thus, the aim of this study was 2 fold. The 1st goal was to investigate the influence of fatigue upon kicking maximal ball velocity and hitting accuracy of soccer players. The 2nd aim was to examine the influence of knowing the exercise duration upon kicking ball velocity and accuracy. The hypothesis was that fatigue negatively influences kicking ball velocity and accuracy but the effect can be variable due to the influence of the knowledge of exercise duration. And when the duration of a fatigue protocol is unknown, the pacing strategy of the players is different to when the duration is known.

2. Methods

2.1. Participants

Twenty-four semi-professional male soccer players (age: 19.7 ± 4.1 years, mean \pm SD; height: 1.82 ± 0.38 m; weight: 72.00 ± 5.05 kg; training experience: 12.5 ± 4.3 years), playing in the 2nd division of the Norwegian National Competition, participated in this study during a competitive period. All players trained every day in the field and had physical training in the gym twice a week. All were informed about the experimental procedures and an informed consent was signed prior to all testing in

accordance with the recommendations of the Ethics Committee of the Scientific Council of PhD Course in University of Beira Interior and current ethical standards in sports and exercise research.

2.2. Design

A randomized repeated-measures study with cross over design with 2 groups of semi-professional soccer players was used to determine the influence of acutely induced fatigue and duration knowledge upon kicking ball velocity and accuracy. Fatigue was induced by requiring participants to complete 5 circuits involving different soccer movements (1.5 min each). The participants were divided into 2 groups in which 1 group started a circuit consisting of high-intensity activities similar to soccer with the knowledge of the number of rounds to conduct, while the 2nd group performed the same circuit without this knowledge. At the second visit, the groups swapped protocols.

2.3. Procedures

An adaptation of the Ferraz et al.'s⁸ exhaustion protocol test was used. After a general warm-up of 15 min, which included jogging and kicking drills, kicking performance was tested from 11 m ("penalty kick"). A standard soccer ball (weight approximately 0.43 kg, circumference 70 cm) was used. The instruction was to kick a regular ball with maximum force and attempt to hit a target, aiming at a 1×1 m circled target at 1-m height located in the middle of a goal ($7.32 \text{ m} \times 2.44 \text{ m}$). Three attempts were made regardless if the ball hit the target or not. Immediately afterwards, participants embarked upon the circuit (Fig. 1) involving high-intensity actions. The circuit consisted of a set of specific and explosive exercises including jumps, skipping, multiple quick changes of direction, driving the ball, passing, bursts of sprinting, and some slow running (Fig. 1). After conducting the circuit for 90 s, participants kicked the ball again 3 times, followed by 2 min of rest before the start of the next 90 s on the circuit. Participants performed the circuit 5 times. If a participant completed the circuit in less than 90 s, he continued a new round until the time was reached.

2.4. Measurements

The kicking maximal ball velocity was determined by using a Doppler radar gun (Stalker ATS II; Applied Concepts, Inc., Plano, TX, USA), with ± 0.028 m/s accuracy within a field of 10° from the gun. The radar gun was located 2 m behind the 11-m line at ball height during the kick. The highest kicking velocity of all 3 attempts after each 90-s circuit was used for further analysis together with average ball velocity and standard deviation to discover whether variability in kicking velocity had increased.

Kicking accuracy was measured with a video camera (HDR-FX100; Sony, Tokyo, Japan) at a distance of 12 m from the goal. The camera was placed such that the subject did not obstruct the field of vision between the camera and the goal. The position of the center of the ball was measured at the moment that the ball struck the goal (wall). Mean radial error as described by Hancock et al.²⁷ and van den Tillaar and Ettema²⁸ was used as the

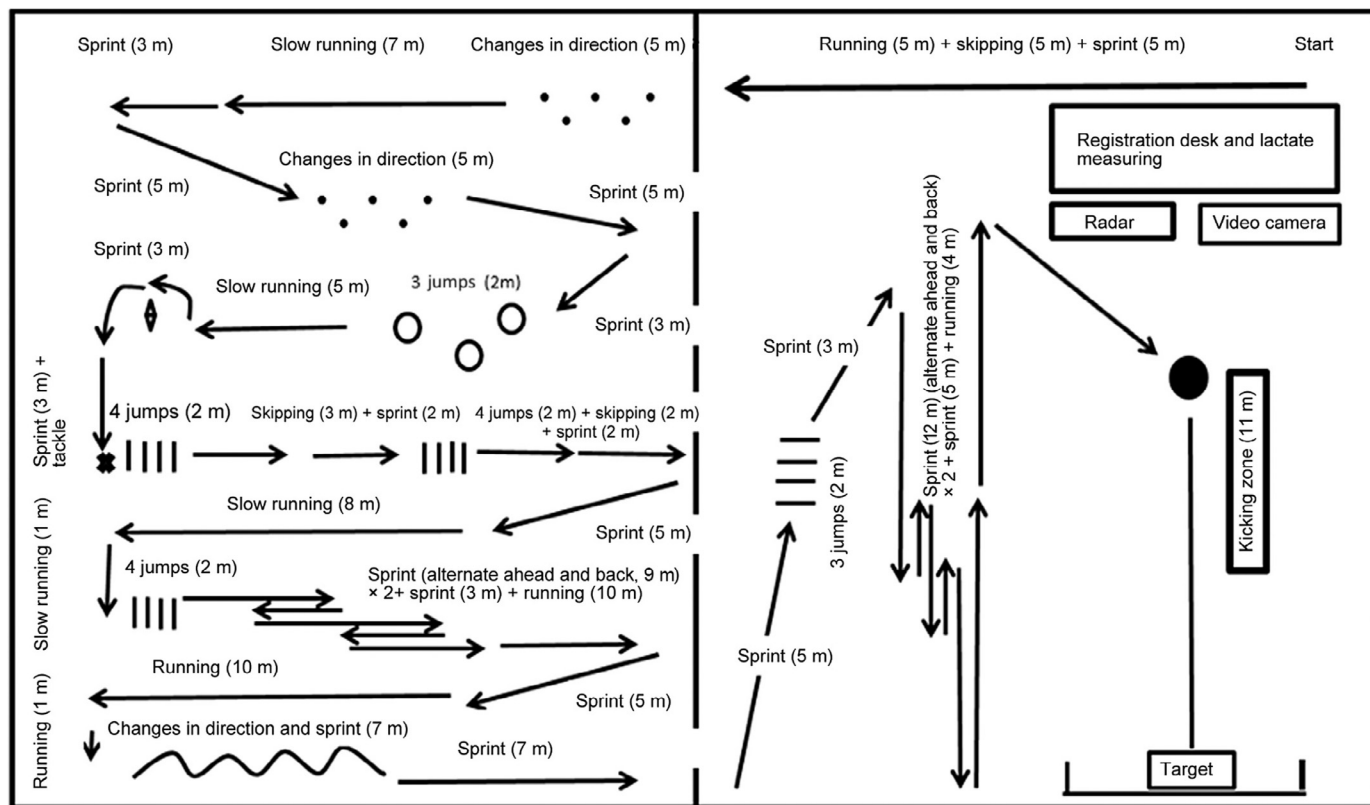


Fig. 1. Circuit design.

measurement of accuracy. This was measured as the average of the absolute distance to the center of the target.

The total distance covered during the 90 s of the circuit was also measured. This was represented by the sum of the metres previously marked along the circuit rounded up to the nearest meter. Participants wore a pulse belt (RS300x; Polar, Oulu, Finland) for the duration of the exercise. Heart rate was measured immediately following the completion of 90 s in the circuit and just before the start of the next, together with the rating of perceived exertion (RPE) on a 20-point Borg scale.²⁹

Blood lactate concentrations were measured after the warm-up and directly after the 3 kicks following each 90 s. Blood was taken from the fingertip and lactate measurement was performed by using a portable machine (Roche Accutrend Lactate Test Strips; Roche, Basel, Switzerland).

2.5. Statistical analyses

To assess the effects of duration knowledge and fatigue upon kicking maximal ball velocity, kicking accuracy, heart rate, lactate, RPE, and total metres covered after the completion of the circuits, a 2 (duration knowledge: with or without) \times 5 (circuits) analysis of variance repeated-measures design was used. Holm–Bonferroni *post hoc* analyses were conducted to locate differences. All results are presented as mean \pm SD. Where the sphericity assumption was violated, the Greenhouse–Geisser adjustments of the *p* values were reported. The criterion level for significance was set at $p < 0.05$. Effect size was evaluated with η^2 (Eta partial squared) where $0.01 \leq \eta^2 < 0.06$ constitutes a small effect, $0.06 \leq \eta^2 < 0.14$ a medium effect, and $\eta^2 \geq 0.14$ a

large effect.³⁰ To test the reliability of the protocol and variability of the day the kicking performance (3 kicks) straight after the warm-up on both testing days was used to calculate intraclass correlation (ICC) by Cronbach's α together with the standard error of the mean (SEM) and coefficient of variation (CV). Statistical analysis was performed in SPSS Version 18.0 (SPSS, Inc., Chicago, IL, USA).

3. Results

The reliability of the kicking velocity and accuracy was high (ICC = 0.89, SEM = 0.92 m/s, CV = 3.5%; ICC = 0.83, SEM = 0.7 m, CV = 5.4%) with no influence of testing day ($F(6, 53) = 2.3, p = 0.15$; $F(7, 56) = 9.4, p = 0.09$). Maximal ball velocity was affected significantly after the completion of the circuit ($F(5, 85) = 11.6, p < 0.001, \eta^2 = 0.39$). *Post hoc* comparisons showed that the ball velocity decreased significantly ($p < 0.05$) after just 1 circuit of the fatigue protocol compared with the ball velocity before the start of the circuit. However, after the 1st circuit, there were no longer any significant differences (Fig. 2). Accuracy did not significantly change during the protocol ($F(5, 75) = 0.23, p = 0.76, \eta^2 = 0.03$; Fig. 3), while duration knowledge did not have any effect on accuracy or velocity development ($F(1, 23) \leq 1.04, p \geq 0.32, \eta^2 \leq 0.06$).

Heart rate and RPE as measured before the start of each fatigue circuit ($F(1.87, 30.89) \geq 74.7, p < 0.001, \eta^2 \geq 0.81$) and after each circuit ($F(1.25, 16.29) \geq 14.3, p < 0.001, \eta^2 \geq 0.51$) increased significantly over the exercise period (Figs. 4 and 5). The *post hoc* comparison showed that the heart rate before the

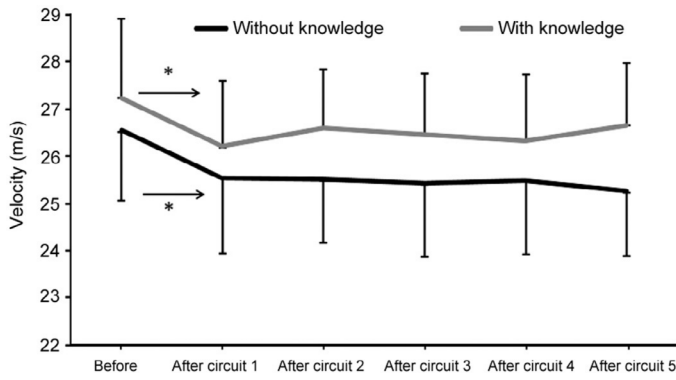


Fig. 2. Maximal kicking ball velocity (mean ± SD) before and after conducting each circuit (m/s) and according to the effect of duration knowledge (with or without knowledge). *indicates a significant difference at a 0.05 level between these 2 ball velocities.

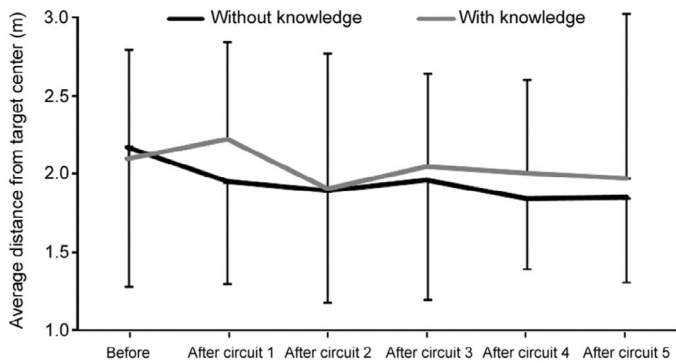


Fig. 3. Average distance (mean ± SD) from the center of the target before and after conducting each circuit and according to the effect of duration knowledge (with or without knowledge).

start of each fatigue circuit significantly increased until the start of Circuit 4, while that after each circuit significantly increased until Circuit 3 and increased again after the last circuit compared with Circuits 1–3 (Fig. 4). RPE increased significantly before and after each circuit (Fig. 5). However, no significant effect of knowledge was found for heart rate and RPE before and after the circuits ($F(1, 23) \leq 2.7, p \geq 0.125, \eta^2 \leq 0.16$; Figs. 4 and 5).

Lactate concentration changed significantly during the protocol ($F(5, 70) = 17.0, p < 0.001, \eta^2 = 0.53$). The *post hoc* comparison showed that lactate concentration increased significantly just after completion of the 1st fatigue circuit and increased again after the last circuit compared with Circuits 1–3 (Fig. 6).

The distance covered during the 90 s of the circuit was almost the same after each one, with no significant differences ($F(1.97, 68) = 1.17, p = 0.33, \eta^2 = 0.06$; Fig. 7). In addition, no significant effect of knowledge was found for these 2 parameters ($F(1, 23) \leq 1.7, p \geq 0.204, \eta^2 \leq 0.09$).

4. Discussion

The current study is the first to identify the effect of fatigue associated with the duration knowledge of exercise on soccer skills, specifically kicking. The purpose was to investigate the influence of fatigue upon kicking maximal ball velocity and the target-hitting accuracy of soccer players and also to

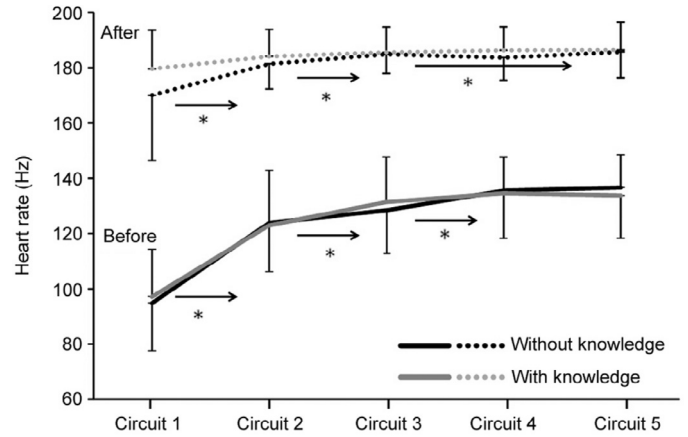


Fig. 4. Heart rate (mean ± SD) before and after each circuit and according to the effect of duration knowledge (with or without knowledge). *indicates a significant difference at a 0.05 level between these 2 conditions.

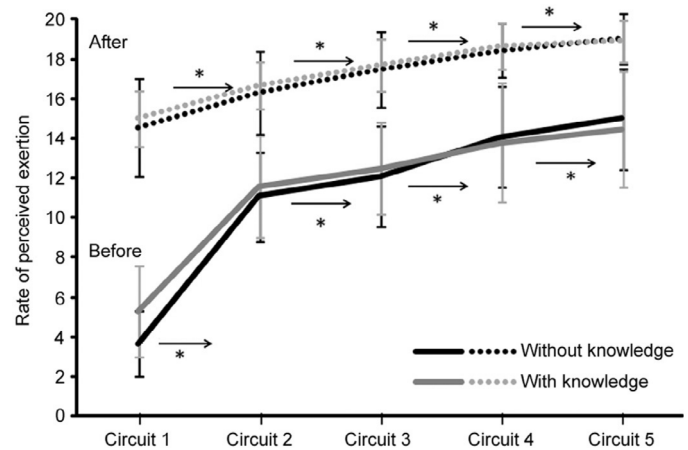


Fig. 5. Rate of perceived exhaustion (mean ± SD) before and after each circuit and according to the effect of duration knowledge (with or without knowledge). *indicates a significant difference at a 0.05 level between these 2 conditions.

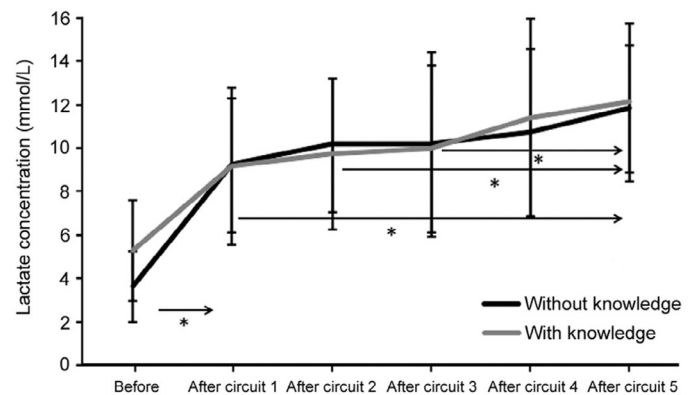


Fig. 6. Initial lactate concentration (mean ± SD) before and after each circuit and according to the effect of duration knowledge (with or without knowledge). *indicates a significant difference at a 0.05 level between these 2 conditions.

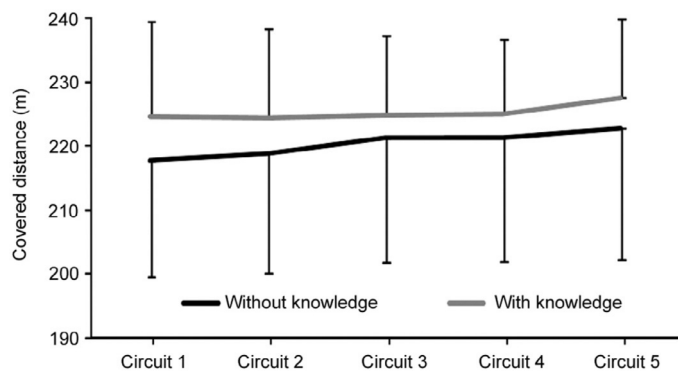


Fig. 7. Distance covered (mean \pm SD) after ending each circuit and according to the effect of duration knowledge (with or without knowledge).

examine the effect of the knowledge of the exercise duration upon these 2 parameters. The main findings were that kicking maximal ball velocity was affected only after the 1st circuit, while accuracy and distance covered were not affected in the whole protocol despite the increase in fatigue as demonstrated by the heart rate, RPE, and lactate measurements. Furthermore, no effect of duration knowledge was found on these parameters.

These results contradict the findings of some studies^{1,31} that have reported a progressive and linear negative effect of fatigue. It was suggested that the negative influence of fatigue on kicking ball velocity and accuracy in soccer kicking could be explained by biomechanical and physiological causes.^{1,31,32} As we observed in our study, lactate, RPE, and heart rate increased after conducting each circuit, indicating progressively greater fatigue. However, the motor skill expressed in kicking ball velocity and accuracy changed little. The kicking ball velocity only decreased after the 1st circuit and the accuracy was always similar. Although classical studies have suggested that kicking performance should decrease progressively due to physiological reasons such as generated muscle incapacity with a decrease in strength, a reduction in movement stability, especially in the knee and hip range of motion, or a decrease in limb velocity^{32–37} these effects were not verified in the current study. Conversely, our findings are in line with studies that reported other causes aside from physiological ones to be associated with the effect of fatigue.^{8,13,16,17,38} Indeed, Ferraz et al.⁸ suggested that knowing the duration of the protocol might affect the results, as players use unconscious pacing strategies. Billaut et al.¹⁴ concluded that pacing occurs during repeated-sprint exercise in anticipation of the number of efforts that are expected to be included in the bout. The Millet's flush model¹³ based on the principles of the governor model also explained the regulation of fatigue adapted to ultra-endurance running by mentioning the role of motivation and "security reserves". The capacity to increase acceleration due to the fact of knowing the finish line of an ultramarathon is close, and despite decreased energy, was found to be affected by mental motivation. Further, Mauger et al.¹⁷ in their cycling study showed that the prior knowledge of a certain distance seems to allow the establishment of an internal relative distance that is used to set a pacing strategy. Likewise, Swart

et al.³⁸ found that the increased familiarity of the exercise bout and certainty about its endpoint were associated with a more aggressive RPE strategy that produces a higher exercise performance. Thus, certainty about the endpoint and exercise duration affects both the RPE strategy and performance. Interestingly, our results found no effect for this variable in any of the assessed parameters, indicating that knowing the exercise duration did not influence performance, with no changes upon self-effort regulation.

These findings suggest that caution is needed when analyzing the practical effects of fatigue and particularly the influence of knowledge duration. Firstly, kicking ball velocity only changed after the 1st circuit. This result indicates that the effect of fatigue is variable (non-progressive) possibly not only for physiological reasons. Nevertheless, this variability cannot be explained by the knowledge of the protocol as initially supposed. Indeed, it is possible that during the entire protocol a possible learning effect (previous exercise experience) of the protocol may occur between the 1st repetition of the circuit and the second, and may have influenced the pacing strategies of the players and it may have directly affected the influence of the duration knowledge. This highlights the possible importance of the previous experience of the exercise which is also predicted by the contemporary research of fatigue.¹² In addition and according to recent fatigue studies,^{8,13–19,23,25,38} several factors may interact—not just the knowledge duration or the physiological ones—to influence soccer skills performance and minimize the effect of fatigue as a result of high-intensity efforts. In fact, the results should be analyzed under the knowledge of the complexity of interfering factors that depend on many contextual psychophysiological aspects, such as previous exercise experience, the emotional state of the player, their higher or lower experience level or their reaction to interpretation of the situation. Therefore, several psychophysiological aspects that work together may exist, explaining the present results about fatigue effect on kicking performance, and we must try to study the interaction between them. Although fatigue is a negative physiological consequence of exercise, this negative effect in high-intensity exercise seems to be variable and could be minimized. These interactions may lead to improvement in the kicking results, minimizing the progressive negative effects of fatigue and highlighting the possible positive impact of other factors such as the self-regulation of effort, perception of effort exertion, the physical and emotional states of the player and their individual and singular capacity to interpret effort. Hence, future studies should explore the kinds of mechanisms that may exist behind these apparent factors and their interactions, including the influence of the type of protocol/exercise.

With respect to the accuracy variable and contrary to the majority of the related research, no differences were found in the present study. It would be expected that accuracy was conditioned. It is known that fatigue results in changes in coordination due to inherent physiological causes,^{31,32} changes in the force (as shown by velocity) of the leg before ball contact, a decrease in the strength of the muscles or decreased muscle glycogen connected to impaired neuromuscular performance

affecting coordination.^{1,4,31,32} Yet, in our study, despite the increase in fatigue, players retained the same accuracy at all times. Draganidis et al.³⁹ showed that soccer skills were minimally affected by acute resistance exercise independent of intensity. The absence of any significant effects of resistance exercise on soccer skills performance in this study may be explained by the fact that knee extensor muscle strength remained unaffected during the protocol application. Here, van den Tillaar and Ulvik⁴⁰ considered the influence of the instruction. They showed that kicking accuracy was only affected when the main priority was hitting the target. In the current study, the instruction was to kick as hard as possible and try to hit the target. Therefore, the priority was equally or more upon kicking velocity. Under the same instructions, van den Tillaar and Ulvik⁴⁰ found that accuracy did not change. Therefore, it was expected that accuracy would not change during the fatigue protocol. In other words, if the instruction was to hit the target, fatigue could have an influence. This psychological aspect should be considered when performing future studies about how fatigue affects technical skills including the accuracy of movements. Nevertheless, accuracy does not seem to be totally dependent on the same factors as the kick factor.

5. Conclusion

The present study demonstrated the potential negative effects of fatigue on kicking velocity in soccer. In addition, it was found that kicking accuracy is not affected and that the effect of fatigue may not be linear over time. There was no effect of knowing the exercise duration, leading us to believe that other mechanisms aside from physiological ones may contribute to the variability of the fatigue effect. A player, even highly tired, may develop mechanisms for the minimization of fatigue and maximization of performance related to psychophysiological factors, which opens up new perspectives.

The reasons for the variable and non-progressive effect of fatigue on kicking performance, especially on kicking velocity, should be developed in further studies. Moreover, it would be interesting to study the effect of fatigue and the knowledge of exercise duration using an experimental protocol in a broader context and more closely related to the reality of the game such as soccer small-sided games. Furthermore, it would be interesting to continue to analyze the impact of psychophysiological factors on the perception and regulation of fatigue by players and the relationship between the effect/regulation of fatigue and the playing style of a team or the type of exercise used, according to recent psychophysiological fatigue studies.

Acknowledgments

This project was supported by the National Funds through FCT, Portuguese Foundation for Science and Technology (UID/DTP/04045/2013) and the European Fund for regional development (FEDER) allocated by European Union through the COMPETE 2020 Programme (POCI-01-0145-FEDER-006969), Competitiveness and internationalization (POCI).

Authors' contributions

RMPF conceived the study and its design, carried out the experiments, analyzed the data, and drafted the manuscript; RvdT helped conceive, design, and perform the experiments, and helped analyze the data and draft the manuscript; AP helped perform the experiments; MCM participated in the coordination and conception of the study and helped draft the manuscript. All authors have read and approved the final version of the manuscript, and agree with the order of presentation of the authors.

Competing interests

The authors declare that they have no competing interests.

References

1. Kellis E, Katis A, Vrabas IS. Effects of an intermittent exercise fatigue protocol on biomechanics of soccer kick performance. *Scand J Med Sci Sports* 2006;**16**:334–44.
2. McMorris T, Graydon J. Effect of exercise on the decision-making performance of college soccer players. In: Reilly T, Bangsbo J, Hughes M, editors. *Science and football*. London: Routledge; 1997.p.290–4.
3. Mohr M, Krstrup P, Bangsbo J. Physiological characteristics and exhaustive exercise performance of elite soccer players during a season. *Med Sci Sports Exerc* 2002;**34**(Suppl. 15):S24. doi:10.1097/00005768-200205001-00132.
4. Mohr A, Krstrup P, Bangsbo J. Fatigue in soccer: a brief review. *J Sports Sci* 2005;**23**:593–9.
5. Krstrup P, Zebis M, Jensen JM, Mohr M. Game-induced fatigue patterns in elite female soccer. *J Strength Cond Res* 2010;**24**:437–41.
6. Thomson K, Watt A, Liukkonen J. Differences in ball sports athletes speed discrimination skills before and after exercise induced fatigue. *J Sports Sci Med* 2009;**8**:259–64.
7. Currell K, Conway S, Jeukendrup AE. Carbohydrate ingestion improves performance of a new reliable test of soccer performance. *Int J Sport Nutr Exerc Metab* 2009;**19**:34–46.
8. Ferraz R, van den Tillaar R, Marques MC. The effect of fatigue on kicking velocity in soccer players. *J Hum Kinet* 2012;**35**:97–107.
9. Russell M, Benton D, Kingsley M. The effects of fatigue on soccer skills performed during a soccer match simulation. *Int J Sports Physiol Perform* 2011;**6**:221–33.
10. Rampinini E, Impellizzeri FM, Castagna C, Coutts AJ, Wisløff U. Technical performance during soccer matches of the Italian Serie A league: effect of fatigue and competitive level. *J Sci Med Sport* 2009;**12**:227–33.
11. Stone K, Oliver J. The effect of 45 minutes of soccer-specific exercise on the performance of soccer skills. *Int J Sports Physiol Perform* 2009;**4**:163–75.
12. Waldron M, Highton J. Fatigue and pacing in high-intensity intermittent team sport: an update. *Sports Med* 2014;**44**:1645–58.
13. Millet GY. Can neuromuscular fatigue explain running strategies and performance in ultra-marathons? The flush model. *Sports Med* 2011;**41**:489–506.
14. Billaut F, Bishop DJ, Schaerz S, Noakes TD. Influence of knowledge of sprint number on pacing during repeated-sprint exercise. *Med Sci Sports Exerc* 2011;**43**:665–72.
15. Abbiss CR, Laursen PB. Models to explain fatigue during prolonged endurance cycling. *Sports Med* 2005;**35**:865–98.
16. Edwards AM, Noakes TD. Dehydration: cause of fatigue or sign of pacing in elite soccer? *Sports Med* 2009;**39**:1–13.
17. Mauger AR, Jones AM, Williams CA. Influence of feedback and prior experience on pacing during a 4-km cycle time trial. *Med Sci Sports Exerc* 2009;**41**:451–8.

18. Amann M, Dempsey JA. Locomotor muscle fatigue modifies central motor drive in healthy humans and imposes a limitation to exercise performance. *J Physiol* 2008;**586**:161–73.
19. Amann M, Secher NH. Point: afferent feedback from fatigued locomotor muscles is an important determinant of endurance exercise performance. *J Appl Physiol* 2010;**108**:452–4.
20. Crewe H, Tucker R, Noakes TD. The rate of increase in rating of perceived exertion predicts the duration of exercise to fatigue at a fixed power output in different environmental conditions. *Eur J Appl Physiol* 2008;**103**:569–77.
21. Kayser B. Exercise starts and ends in the brain. *Eur J Appl Physiol* 2003;**90**:411–9.
22. Marcora SM. Do we really need a central governor to explain brain regulation of exercise performance? *Eur J Appl Physiol* 2008;**104**:929–31.
23. Marcora SM, Staiano W. The limit to exercise tolerance in humans: mind over muscle? *Eur J Appl Physiol* 2010;**109**:763–70.
24. de Morree HM, Klein C, Marcora SM. Perception of effort reflects central motor command during movement execution. *Psychophysiology* 2012;**49**:1242–53.
25. Noakes TD. Fatigue is a brain-derived emotion that regulates the exercise behavior to ensure the protection of whole body homeostasis. *Front Physiol* 2012;**3**:82. doi:10.3389/fphys.2012.00082.
26. Presland JD, Dowson MN, Cairns SP. Changes of motor drive, cortical arousal and perceived exertion following prolonged cycling to exhaustion. *Eur J Appl Physiol* 2005;**95**:42–51.
27. Hancock GR, Butler MS, Fishman MG. On the problem of two-dimensional error scores: measures and analyses of accuracy, bias, and consistency. *J Mot Behav* 1995;**27**:241–50.
28. van den Tillaar R, Ettema G. A three-dimensional analysis of overarm throwing in experienced handball players. *J Appl Biomech* 2007;**23**:12–9.
29. Borg G. Perceived exertion: a note on “history” and methods. *Med Sci Sports Exerc* 1973;**5**:90–3.
30. Cohen J. *Statistical power analysis for the behavioral sciences*. 2nd ed. Hillsdale, NJ: Lawrence Erlbaum Associates; 1988.
31. Ismail A, Mansor M, Ali M, Jaafar S, Makhtar K. Biomechanical analysis of ankle force: a case study for instep kicking. *Am J Appl Sci* 2010;**7**:323–30.
32. Gribble PA, Hertel J, Denegar CR, Buckley WE. The effects of fatigue and chronic ankle instability on dynamic postural control. *J Athl Train* 2004;**39**:321–9.
33. Forestier N, Nougier V. The effects of muscular fatigue on the coordination of a multijoint movement in human. *Neurosci Lett* 1998;**252**:187–90.
34. Gates DH, Dingwell JB. The effects of muscle fatigue and movement height on movement stability and variability. *Exp Brain Res* 2011;**209**:525–36.
35. Rahnama N, Reilly T, Lees A, Graham-Smith P. Muscle fatigue induced by exercise simulating the work rate of competitive soccer. *J Sports Sci* 2003;**21**:933–42.
36. Rodacki A, Fowler N, Bennett S. Multisegment coordination: fatigue effects. *Med Sci Sports Exerc* 2001;**33**:1157–67.
37. Sparto PJ, Parnianpour M, Reinsel TE, Simon S. The effect of fatigue on multijoint kinematics, coordination, and postural stability during a repetitive lifting test. *J Orthop Sports Phys Ther* 1997;**25**:3–12.
38. Swart J, Lamberts RP, Lambert MI, Lambert EV, Woolrich RW, Johnston S, et al. Exercising with reserve: exercise regulation by perceived exertion in relation to duration of exercise and knowledge of endpoint. *Br J Sports Med* 2009;**43**:775–81.
39. Draganidis D, Chatzinikolaou A, Jamurtas AZ, Barbero J, Tsoukas D, Theodorou AS, et al. The time frame of acute resistance exercise effects on football skill performance: the impact of exercise intensity. *J Sports Sci* 2013;**31**:714–22.
40. van den Tillaar R, Ulvik A. Influence of instruction on velocity and accuracy in soccer kicking of experienced soccer players. *J Mot Behav* 2014;**46**:287–91.