

EDGE ARTICLE

Cite this: *Chem. Sci.*, 2021, 12, 10862

All publication charges for this article have been paid for by the Royal Society of Chemistry

Palladium-catalyzed benzylic C(sp³)-H carbonylative arylation of azaarylmethyl amines with aryl bromides†

Haoqiang Zhao,^{‡ab} Bowen Hu,^{‡a} Lijin Xu^{Ⓜ*b} and Patrick J. Walsh^{Ⓜ*a}

A highly selective palladium-catalyzed carbonylative arylation of weakly acidic benzylic C(sp³)-H bonds of azaarylmethylamines with aryl bromides under 1 atm of CO gas has been achieved. This work represents the first examples of use of such weakly acidic pronucleophiles in this class of transformations. In the presence of a NIXANTPHOS-based palladium catalyst, this one-pot cascade process allows a range of azaarylmethylamines containing pyridyl, quinolinyl and pyrimidyl moieties and acyclic and cyclic amines to undergo efficient reactions with aryl bromides and CO to provide α -amino aryl-azaarylmethyl ketones in moderate to high yields with a broad substrate scope and good tolerance of functional groups. This reaction proceeds *via in situ* reversible deprotonation of the benzylic C-H bonds to give the active carbanions, thereby avoiding prefunctionalized organometallic reagents and generation of additional waste. Importantly, the operational simplicity, scalability and diversity of the products highlight the potential applicability of this protocol.

Received 14th April 2021

Accepted 6th July 2021

DOI: 10.1039/d1sc02078a

rsc.li/chemical-science

Introduction

α -Amino ketones are key components of numerous biologically active natural products and synthetic compounds. They display a wide range of medicinal and biological activities, such as anti-depressant, appetite suppressant, and anti-platelet properties (Fig. 1).¹ α -Amino ketones also serve as effective synthetic intermediates for the preparation of various heterocycles and 1,2-amino alcohols.^{1b,2} As a result of their widespread utility, there has been substantial and long-standing interest in the efficient construction of α -amino ketones in the synthetic community.³ General approaches to construct α -amino ketones from ketones or their derivatives involve nucleophilic amination,⁴ electrophilic amination⁵ or oxidative amination.⁶ Considerable efforts have also been made to synthesize α -amino ketones *via* acylation of imines with aldehydes, acylsilanes or carboxylic acids,⁷ Stille reaction of sulfonamides with benzoyl chlorides,⁸ cross-coupling of thiol esters with boronic acids or organostannanes,⁹ hydrogenation of α -dehydroamino ketones or α -ketoketimines,¹⁰ and rearrangement of α -hydroxyl imines or enamines.¹¹ Moreover, recent years have witnessed the

preparation of α -amino ketones starting from alkenes,¹² alkynes¹³ and sulfonium ylides.¹⁴ Despite these promising advances, exploration of straightforward methods that enable formation of multiple C-C bonds remain appealing.

Due to its low cost, high reactivity and abundance, CO has been extensively explored as a versatile C1 building block for the production of carbonyl-containing compounds and heterocycles.¹⁵ Impressive achievements have been recorded in transition-metal catalyzed reactions of CO in multicomponent carbonylation reactions to construct carbonyl-containing molecules from simple starting materials.^{15d,16} Little attention, however, has been paid to the application of this strategy for the preparation of synthetically valuable α -amino ketones. There is only one such report in the literature. In 2018, Wang, Zhang and co-workers described an elegant synthesis of α -amino ketones *via* a Pd(0)-catalyzed four-component carbonylation reaction of aryl iodides, *N*-tosylhydrazones and amines under 1 atm of CO (Scheme 1).¹⁷ Despite the synthetic potential of this 4 component coupling, this protocol is only applicable to aryl iodides and no examples with heteroaryl groups were reported.

Recent progress has established the viability of palladium-catalyzed carbonylative cross-coupling reactions of acidic C(sp³)-H bonds for the concurrent formation of two new C-C bonds with the introduction of a carbonyl group.^{18,19} Early reports focused on the arylation of activated C(sp³)-H bonds of malonate derivatives.¹⁸ In 2012, Skrydstrup and co-workers first realized carbonylative α -arylation of ketones with aryl iodides using CO in the presence of a catalytic amount of [Pd(dba)₂] and a bidentate phosphine ligand to afford 1,3-diketones (Scheme 2a).^{19a} Subsequently, the same group accomplished

^aRoy and Diana Vagelos Laboratories, Penn/Merck Laboratory for High-Throughput Experimentation, Department of Chemistry, University of Pennsylvania, 231 South 34th Street, Philadelphia, Pennsylvania 19104-6323, USA. E-mail: pwalsh@sas.upenn.edu

^bDepartment of Chemistry, Renmin University of China, Beijing 100872, China. E-mail: 20050062@ruc.edu.cn

† Electronic supplementary information (ESI) available. See DOI: 10.1039/d1sc02078a

‡ These authors contribute equally.



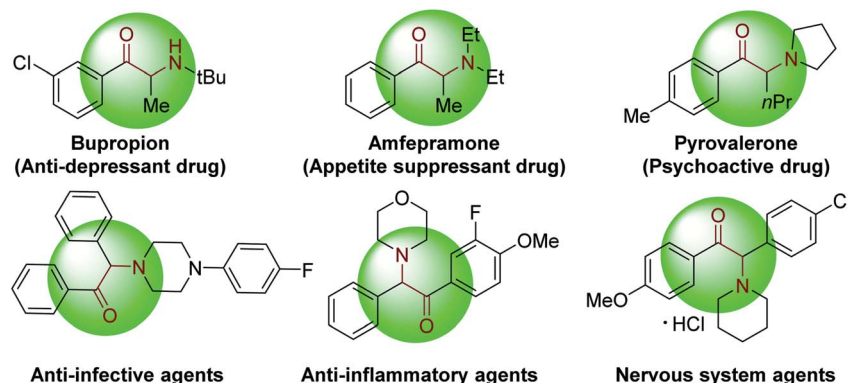
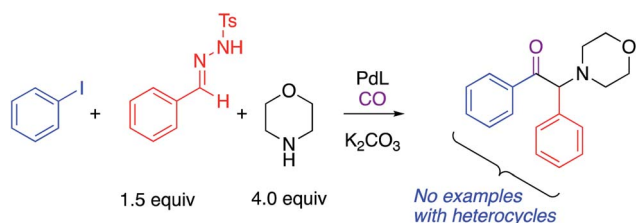


Fig. 1 Selected pharmacologically active compounds containing α -amino aryl ketones.



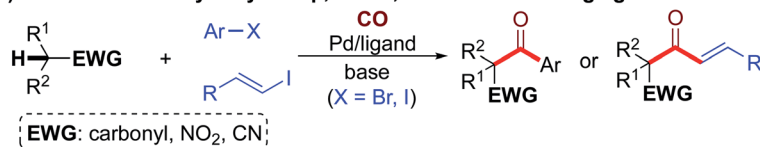
Scheme 1 Carbene-based approach of Wang and co-workers.

carbonylative α -arylation of monoester potassium malonate,^{19b} acetylacetones,^{19d} ketones,^{19e} 2-oxindoles,^{19g} nitromethanes,^{19h} substituted 1,3-dioxin-4-ones,¹⁹ⁱ and cyanoacetates^{19j} with aryl

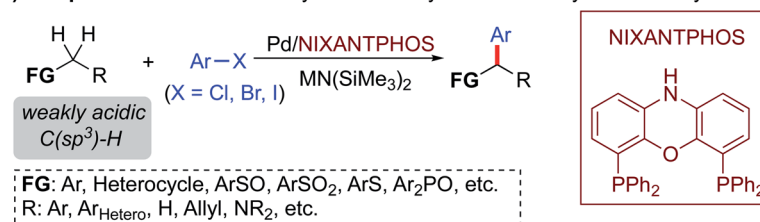
iodides and aryl bromides under palladium catalysis. Meanwhile, Beller and co-workers described the Pd-catalyzed carbonylative α -arylation of ketones and nitriles with aryl iodides and pressurized CO gas (Scheme 2a).^{19c,f} These studies take advantage of strongly activated C(sp³)-H bonds to facilitate deprotonation. The carbonylative α -arylation of weakly acidic C(sp³)-H bonds remains underdeveloped, despite the potential utility of such a method with a wide variety of pronucleophiles.

In recent years, our team has built a program around direct arylation of weakly acidic C(sp³)-H bonds (pK_a 25–43 in DMSO)²⁰ with aryl halides by employing palladium catalysts and suitable bases (Scheme 2b). We called these reactions deprotonative cross-coupling processes (DCCP).²¹ Based on these

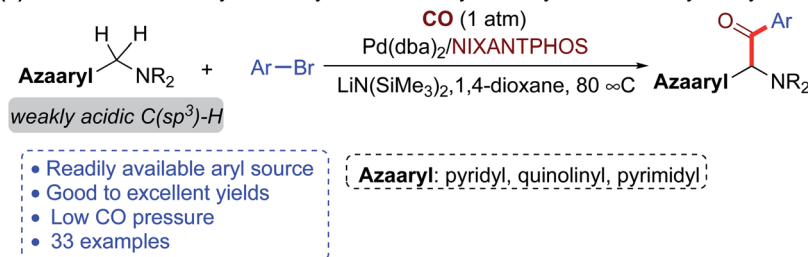
(a) Previous works by Skrydstrup, Beller, Stradiotto and Gøgsig



(b) Our previous work: Pd-catalyzed direct arylation of weakly acidic benzylic C-H bonds



(c) This work: Pd-catalyzed benzylic C-H carbonylative arylation of azaarylmethylamines



Scheme 2 Deprotonative carbonylative cross-coupling reactions (a) Prior art with more acidic pro-nucleophiles, (b) Our prior work on the direct coupling reaction in the absence of CO, (c) The current study using weakly acidic Azaarylmethylamine pro-nucleophiles.

studies from our lab, we envisioned that merging DCCP with carbonylation reactions would enable preparation of a host of new ketones. Herein we describe such a new and efficient process that allows highly selective carbonylative arylation of weakly acidic benzylic C(sp³)-H bonds of azaarylmethylamines with aryl bromides. These reactions are conveniently conducted with 1 atm of CO and a palladium catalyst to deliver α -amino aryl-azaarylmethyl-ketone products in good to excellent yields. The reaction has a broad substrate scope and good tolerance of functional groups (Scheme 2c).

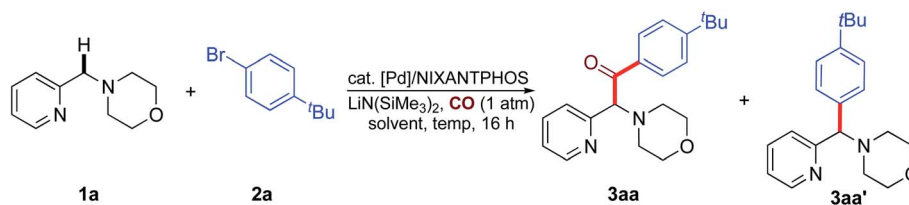
Results and discussion

We started our studies by exploring the reaction conditions of benzylic C-H carbonylative arylation of 4-(pyridin-2-ylmethyl)morpholine (**1a**) with 1-bromo-4-(*tert*-butyl)benzene (**2a**) under 1 atm of CO gas (Table 1). Considering that we have recently achieved the coupling of azaarylmethyl amines with aryl halides to generate aryl(azaaryl)methyl amines in 1,4-dioxane using a Pd(OAc)₂/NIXANTPHOS-based catalyst together with LiN(SiMe₃)₂ as the base,^{21c} we first assessed the feasibility of the proposed reaction of **1a**, **2a** and CO (1 atm) at 65 °C for 16 h by employing the same catalytic system. To our delight, the carbonylative arylation reaction indeed occurred, delivering the expected product **3aa** in 27% AY (AY = assay yield, determined by ¹H NMR spectroscopy) with the formation of the non-

carbonylative coupling product (also called the direct coupling product) **3aa'** in 8% AY (Table 1, entry 1 and ESI, Table S2†).

With an aim to improve the reaction efficiency, the performance of the coupling in other solvents, such as THF, CPME (cyclopentyl methyl ether) and DME were examined (Table 1, entries 2–4), but none outperform 1,4-dioxane. Replacement of LiN(SiMe₃)₂ with NaN(SiMe₃)₂, or KN(SiMe₃)₂ failed to give better results, and the reaction was not promoted with LiO^tBu, NaO^tBu, or KO^tBu as the base (ESI, Table S2†). The subsequent screening of palladium salts revealed the superiority of Pd(dba)₂ in this reaction, allowing the generation of product **3aa** in 43% yield (Table 1, entry 8). Unexpectedly, increasing the loading of LiN(SiMe₃)₂ to 3 equiv. improved the yield of **3aa** to 89% with only a small amount of direct coupling byproduct **3aa'** (7%) (Table 1, entry 9 and ESI, Table S2†). The yield of **3aa** could be further enhanced to 93% with an increase of reaction temperature to 80 °C (Table 1, entry 10), but a higher reaction temperature of 100 °C was found to be detrimental (Table 1, entry 11). Further examination of the stoichiometry indicated that increasing the amount of **2a** from 1.2 to 1.5 equiv. resulted in almost exclusive formation of **3aa** in an excellent assay yield of 97% with 92% isolated yield (Table 1, entry 12). The phosphine ligand bound to palladium also proved to be critical. Variation of the bidentate phosphine ligand to dppe, dppb, dppp, dppf and xantphos all led to substantial decreases in the reaction conversion (ESI, Table S2†). Control experiments

Table 1 Optimization of reaction conditions for benzylic C-H carbonylative arylation of **1a** with **2a**^a



Entry	Pd source	Solvent	Temp (°C)	3aa Assay yield ^b (%)
1	Pd(OAc) ₂	1,4-Dioxane	65	27
2	Pd(OAc) ₂	THF	65	22
3	Pd(OAc) ₂	CPME	65	21
4	Pd(OAc) ₂	DME	65	10
5	Pd ₂ (dba) ₃	1,4-Dioxane	65	31
6	Pd G4 dimer	1,4-Dioxane	65	37
7	[PdCl(allyl)] ₂	1,4-Dioxane	65	7
8	Pd(dba) ₂	1,4-Dioxane	65	43
9 ^c	Pd(dba) ₂	1,4-Dioxane	65	89
10 ^c	Pd(dba) ₂	1,4-Dioxane	80	93
11 ^c	Pd(dba) ₂	1,4-Dioxane	100	89
12 ^{c,d}	Pd(dba)₂	1,4-Dioxane	80	97 (92)^e
13 ^{c,d,f}	Pd(dba) ₂	1,4-Dioxane	80	0
14 ^{c,d}	—	1,4-Dioxane	80	0
15 ^{c,d,g}	Pd(dba) ₂	1,4-Dioxane	80	4

^a Reaction conditions: **1a** (0.1 mmol), **2a** (0.12 mmol), LiN(SiMe₃)₂ (2 equiv.), [Pd] (5 mol%), NIXANTPHOS (6 mol%), solvent (1 mL). ^b Yields were determined by ¹H NMR analysis of unpurified reaction mixtures with internal standard CH₂Br₂. ^c LiN(SiMe₃)₂ (3 equiv.) was employed. ^d **2a** (1.5 equiv.) was employed. ^e Isolated yield. ^f In the absence of NIXANTPHOS. ^g CO (8.6 atm) was applied. Pd G4 dimer: Buchwald G4 precatalysts; dba: dibenzylideneacetone.

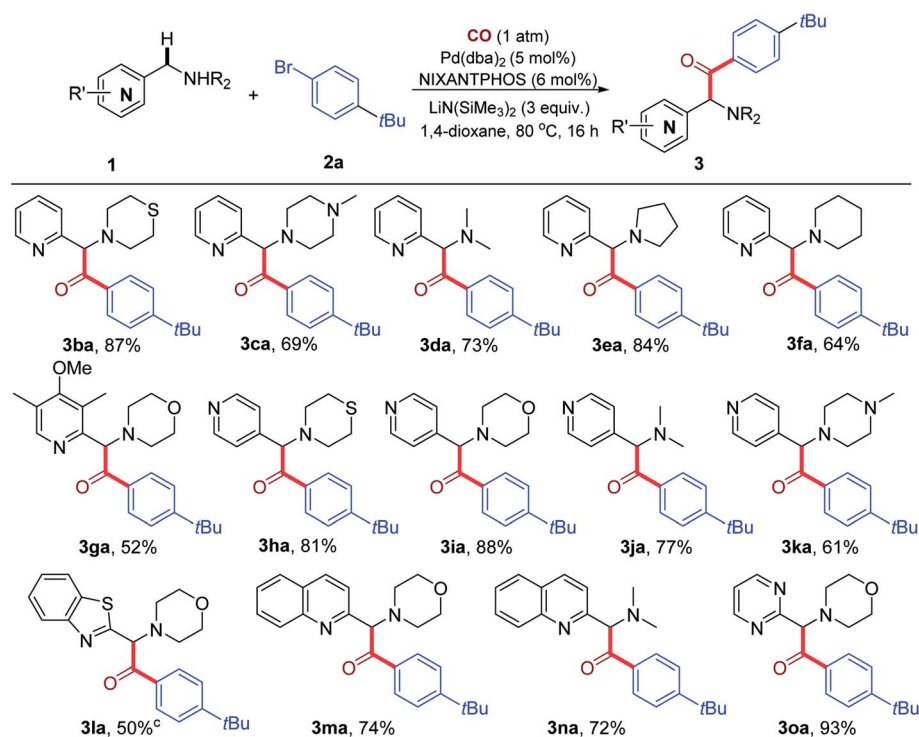
confirmed the dependency on both the phosphine ligand and the palladium source in this transformation (Table 1, entries 13 and 14). Increasing the CO pressure to 8.6 atm resulted in only 4% AY (Table 1, entry 15), which suggested a higher CO pressure could potentially saturate the metal catalyst and deactivate it.

With the optimized reaction conditions in hand, we then evaluated the substrate scope of azaarylmethylamines and the results are summarized in Table 2. 2-Pyridylmethylamines (**1b–1f**) bearing thiomorpholine, methylpiperazine, dimethylamine, pyrrolidine and piperidine underwent smooth C–H carbonylative arylation to afford the expected α -amino ketone products (**3ba–3fa**) in 64–87% yield. Substrate **1g** bearing a sterically hindered *ortho*-substituent on the pyridine ring was also reactive, delivering the desired product **3ga** in 52% yield. The more acidic 4-pyridylmethylamines (**1h–1k**) containing different amino groups reacted efficiently to give the desired products (**3ah–3ak**) in 61–88% yield. In the case of 3-pyridylmethylamine, however, the reaction failed to yield any desired product, with recovery of most of the starting materials. It is interesting to note that in the that direct coupling with the 3-pyridylmethylamine (in the absence of CO), the reaction was successful with $\text{KN}(\text{SiMe}_3)_2$ as base.²⁴ Use of $\text{KN}(\text{SiMe}_3)_2$ instead of $\text{LiN}(\text{SiMe}_3)_2$ under CO at 110 °C, however, did not lead to ketone product.²⁴ It is likely that the higher $\text{p}K_{\text{a}}$ of this pronucleophile, in combination with the less reactive base $\text{LiN}(\text{SiMe}_3)_2$ disfavors formation of sufficient quantities of the nucleophile and prevents the reaction from proceeding.²⁰ This result shows the

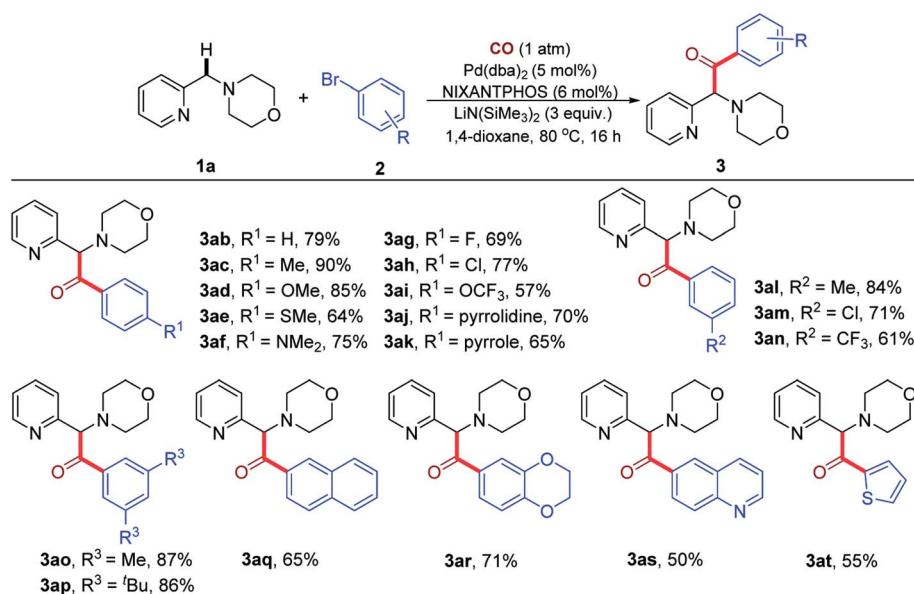
crucial dependency on the main group metal in such multistep reactions. To further extend the scope of this carbonylative arylation, other azaarylmethylamines were tested. Notably, when 4-(benzo[*d*]thiazol-2-ylmethyl)morpholine **1l** was employed, the product (**3la**) was obtained in 50% yield as a mixture of the ketone and enol isomers (the ratio was ketone : enol = 3 : 1). However, for other kinds of azaarylmethylamines like 2-(morpholinomethyl)benzo[*d*]oxazole, 4-((1-methyl-1*H*-imidazol-2-yl)methyl)morpholine, 4-benzylmorpholine or even 2-(ethoxymethyl)pyridine, the reaction failed to yield the desired products (See ESI, Table S3† for substrates that were unsuccessful with this catalyst system). When 2-quinolinylmethyl amines **1m** and **1n** were employed, the corresponding products **3ma** and **3na** were obtained in 74% and 72% yields, respectively. Moreover, 2-pyrimidylmethylamine **1o** also reacted smoothly, affording product **3oa** in 93% yield.

We next investigated the reaction of various aryl bromides with **1a** under 1 atm CO (Table 3). A variety of *para*-substituted aryl bromides bearing electron-donating groups (**2b–2f**, **2j** and **2k**) and electron-withdrawing groups (**2g–2i**) were all effective reaction partners, providing the corresponding products (**3ab–3ak**) in moderate to high yields (57–90%). Moreover, the reaction could be successfully extended to *meta*-substituted aryl bromides (**2l–2n**), delivering the desired products (**3al–3an**) in 61–84% yields. Lower yields were generally observed with electron-poor aryl bromides, possibly due to the partial decomposition of these aryl bromides in the presence of the

Table 2 Pd-catalyzed benzylic C–H carbonylative arylation of azaarylmethylamines **1** with **2a**^{a,b}



^a Reaction conditions: **1** (0.2 mmol), **2a** (0.3 mmol), Pd(dba)₂ (5 mol%), NIXANTPHOS (6 mol%), LiN(SiMe₃)₂ (3.0 equiv.), 1,4-dioxane (2.0 mL), 80 °C, 16 h, under CO atmosphere (1 atm). ^b Isolated yields. ^c A mixture of ketone and enol forms were obtained (ketone : enol = 3 : 1).

Table 3 Pd-catalyzed benzylic C–H carbonylative arylation of **1a** with aryl bromides^{a,b}

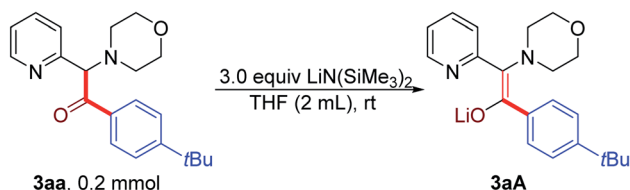
^a Reaction conditions: **1a** (0.2 mmol), **2** (0.3 mmol), Pd(dba)₂ (5 mol%), NIXANTPHOS (6 mol%), LiN(SiMe₃)₂ (3.0 equiv.), 1,4-dioxane (2.0 mL), 80 °C, 16 h, under CO atmosphere (1 atm). ^b Isolated yields.

base. Notably, 1-bromo-4-chlorobenzene (**2h**) and 1-bromo-3-chlorobenzene (**2m**) led to the formation of products **3ah** and **3am** in 77% and 71% yields, respectively, with the chloro group remaining intact during the reaction process. The Pd(NIXANTPHOS)-based catalysts is known to oxidatively add aryl chlorides at room temperature (see ESI, Table S2[†]).²¹ In the presence of CO, however, aryl chlorides were not reactive. These observations suggest to us that the palladium catalyst bears a CO ligand that tempers its ability to oxidatively add the stronger C–Cl bond of aryl chlorides.

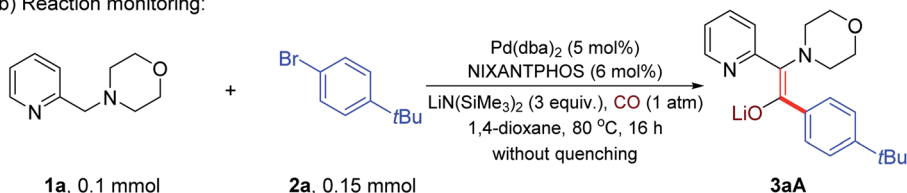
Multi-substituted aryl bromides (**2o–2r**) also readily engaged in the transformation to afford the corresponding products (**3ao–3ar**) in 65–87% yields. The generality of the current catalytic system was further demonstrated by the success of

heteroaryl bromides **2s** and **2t** to generate **3as** and **3at** in 50% and 55% yields, respectively. It is noteworthy that the products of these reactions are rich in heterocycles.

Preliminary studies were conducted to gain insight into the reaction product. We hypothesized that the product generated under the reaction conditions before workup was not the ketone, but the enolate that is protonated upon aqueous workup. Thus, we first prepared the enolate **3aA** by deprotonation of ketone **3aa** with LiN(SiMe₃)₂ (Scheme 3a). Next, the carbonylative α -arylation reaction of **1a**, **2a** and CO was conducted and the product characterized by NMR spectroscopy before quenching with water (Scheme 3b). This product was found to be identical to the independently synthesized enolate **3aA**, confirming our hypothesis that the enolate is the product

a) Deprotonating of **3aa**:

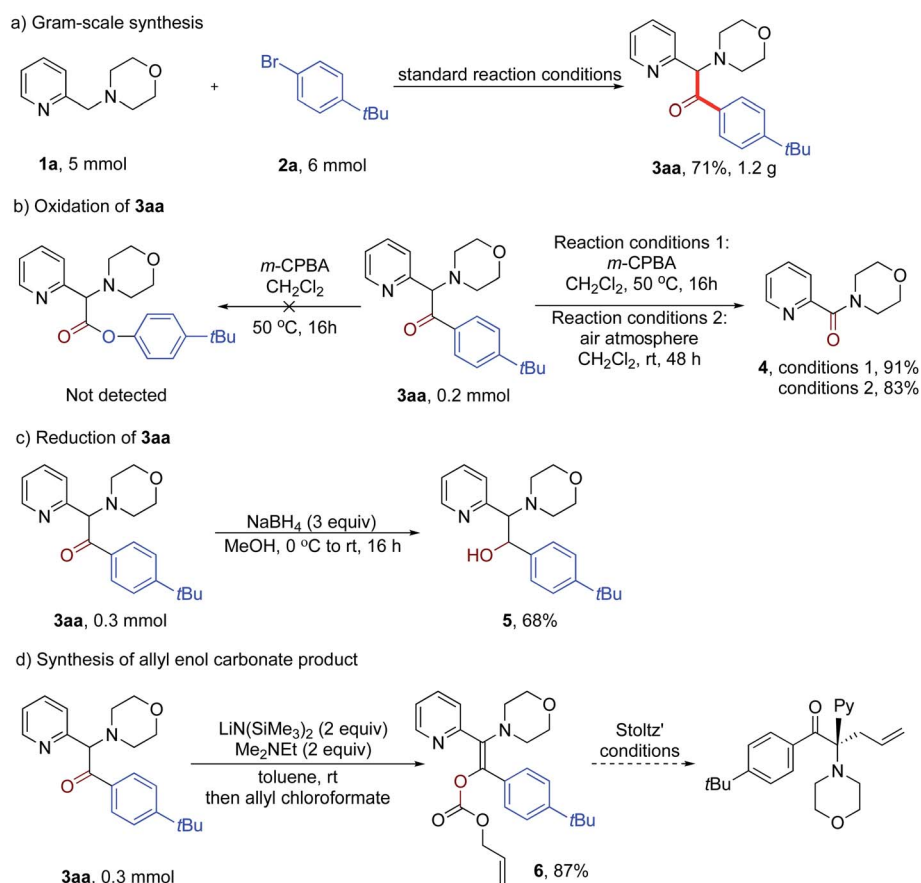
b) Reaction monitoring:

Scheme 3 Detection of product precursor (a) Independent synthesis of enolate **3aA**, (b) Determination of the reaction product before workup.

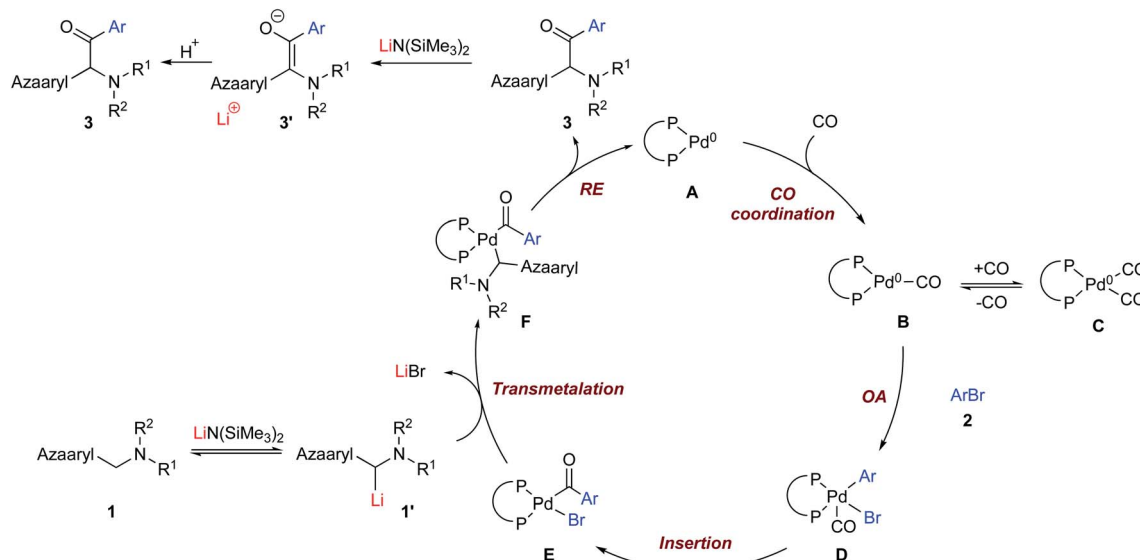
of the reaction (Scheme 3). This result also helps to explain why 3 equiv. of $\text{LiN}(\text{SiMe}_3)_2$ are optimal. An equivalent is needed to consume the starting material **1** and a second to deprotonate the ketone. The role of the third is to deprotonate the catalyst backbone N–H and to react with any advantageous water.

To showcase the synthetic utility of our method, we first conducted a gram-scale reaction of **1a**, **2a** and CO under the standard reaction conditions. The desired product **3aa** was obtained in 71% yield (1.2 g) (Scheme 4a). Next, we attempted the transformation of the product ketones into other useful derivatives. Although Baeyer–Villiger oxidation of **3aa** with *m*-CPBA in CH_2Cl_2 failed to give the desired ester, an unexpected oxidative cleavage reaction occurred to give product **4** in 91% yield (Scheme 4b). Notably, further study revealed that this oxidative cleavage reaction could take place under air oxidation to give a high yield of **4** (83%). Moreover, reduction of **3aa** with NaBH_4 in MeOH at room temperature for 16 h resulted in the formation of amino alcohol product **5** in 68% yield (Scheme 4c). Finally, treatment of **3aa** with $\text{LiN}(\text{SiMe}_3)_2$ and Me_2NEt followed by addition of allyl chloroformate gave the allyl enol carbonate product **6** in 87% isolated yield as a single diastereomer (Scheme 4d). As reported by the Stoltz group,²² this enol carbonate product can undergo palladium-catalyzed enantioselective decarboxylative allylic alkylation to afford a chiral α -quaternary ketone.

Based on the aforementioned results in DCCP chemistry (no CO)²¹ and previous reports on carbonylative arylation,^{19,23} a plausible mechanism is proposed in Scheme 5. The catalytic cycle starts with complexation of NIXANTPHOS (see Scheme 2b for structure) and $\text{Pd}(\text{dba})_2$ to yield the $(\text{NIXANTPHOS})\text{Pd}(0)$ species **A**.^{21a} We previously demonstrated that the NIXANTPHOS N–H ($\text{p}K_a$ 21 in DMSO) will be deprotonated by silyl amide bases to afford bimetallic adducts that have exhibited cooperativity between the Pd and main group cation.^{21m} In the absence of CO, the resulting heterobimetallic complex will oxidatively add aryl chlorides at room temperature through a mechanism involving cooperativity between the main group metal and the palladium.^{21m} In the presence of CO we also expect the ligand N–H to be deprotonated by $\text{LiN}(\text{SiMe}_3)_2$. The oxidative addition does not appear to be accelerated and the carbonylation reaction does not work with aryl chlorides. Under CO atmosphere, the Pd(0) species is proposed to undergo CO coordination to generate Pd(0) carbonyl (**B**) and dicarbonyl **C** complexes.^{23b} This proposal is consistent with inhibition at high CO pressures. Upon dissociation of CO from **C** to generate the 16 electron mono-carbonyl adduct **B**, oxidative addition of the aryl bromide **2** takes place to produce $(\text{NIXANTPHOS})\text{Pd}(\text{CO})(\text{Ar})\text{Br}$ -complex **D**. Intermediate **D** likely undergoes CO insertion into the Pd–Ar bond to furnish the acyl–Pd(II) complex **E**. Intermediate **E** reacts with the deprotonated pronucleophile



Scheme 4 Synthetic applications (a) scale-up of reaction, (b) product oxidation, (c and d) further transformations of the product.



Scheme 5 Plausible mechanism.

1' in a transmetalation step to deliver the reductive elimination precursor **F**. Reductive elimination of **F** gives the ketone product **3** and Pd(0) species **A** to close the catalytic cycle. In the presence of LiN(SiMe₃)₂ the ketone **3** is rapidly deprotonated, furnishing the enolate **3'**. Quenching the reaction with H₂O results in the formation of the observed ketone product **3**. The direct coupling product likely forms when transmetalation takes place before CO insertion or if CO insertion is reversible. At this stage, we cannot rule out the possibility of an adduct between Pd(0) and the enolate, as described by Skrydstrup and coworkers.^{19e} Further investigations into the reaction mechanism will be presented in due course.

Conclusion

In conclusion, we have developed the carbonylative arylation of weakly acidic benzylic C(sp³)-H bonds of azaarylmethylamines with aryl bromides and CO using a Pd catalyst. This work is unique in that it employs pronucleophiles with high pK_a values, suggesting a wide variety of previously overlooked substrates may be viable coupling partners in carbonylation reactions. The reaction is operative under 1 atm of CO and does not require high pressure equipment. This one-pot cascade process is applicable to the coupling of a wide range of azaarylmethylamines and aryl bromides, enabling facile access to useful α -amino aryl-azaarylmethyl-ketones in moderate to high yields with good functional group tolerance. This work provides an attractive and complementary approach to prepare heteroatom-rich α -amino ketones.

Data availability

The datasets supporting this article have been uploaded as part of the ESI.

Author contributions

HZ performed the optimization of the reaction with help from BH. The substrate scope and product characterization was performed by HZ and BH. The first draft was written by HZ and all authors contributed to revising the draft. The project was conceived by PJW and the research directed by PJW and LX.

Conflicts of interest

The authors declare no competing financial interest.

Acknowledgements

P. J. W. thanks the U.S. National Science Foundation (CHE-1902509). We acknowledge the Program for China Scholarship Council (No. 201806360122), National Natural Science Foundation of China (21372258) for financial support. Yue Fu is acknowledged for preliminary experiments.

References

- (a) M. C. Myers, J. Wang, J. A. Iera, J.-k. Bang, T. Hara, S. i. Saito, G. P. Zambetti and D. H. Appella, *J. Am. Chem. Soc.*, 2005, **127**, 6152–6153; (b) F. I. Carroll, B. E. Blough, P. Abraham, A. C. Mills, J. A. Holleman, S. A. Wolckenhauer, A. M. Decker, A. Landavazo, K. T. McElroy and H. A. Navarro, *J. Med. Chem.*, 2009, **52**, 6768–6781; (c) P. C. Meltzer, D. Butler, J. R. Deschamps and B. K. Madras, *J. Med. Chem.*, 2006, **49**, 1420–1432; (d) T. O. Kolesnikova, S. L. Khatsko, K. A. Demin, V. A. Shevyrin and A. V. Kalueff, *ACS Chem. Neurosci.*, 2019, **10**, 168–174; (e) A. T. Nchinda, K. Chibale, P. Redelinguys and E. D. Sturrock, *Bioorg. Med. Chem. Lett.*, 2006, **16**, 4612–4615; (f) A. Váradi, T. C. Palmer, N. Haselton,

- D. Afonin, J. J. Subrath, V. Le Rouzic, A. Hunkele, G. W. Pasternak, G. F. Marrone and A. Borics, *ACS Chem. Neurosci.*, 2015, **6**, 1570–1577; (g) G. Gevorgyan, N. Gasparyan, O. Papoyan, D. Avakimyan, A. Tatevosyan and H. Panosyan, *Pharm. Chem. J.*, 2017, **51**, 107–110.
- 2 (a) R. K. Hill, P. N. Nugara, E. M. Holt and K. P. Holland, *J. Org. Chem.*, 1992, **57**, 1045–1047; (b) R. G. Franzén, *J. Comb. Chem.*, 2000, **2**, 195–214; (c) C. Bouteiller, J. Becerril-Ortega, P. Marchand, O. Nicole, L. Barré, A. Buisson and C. Perrio, *Org. Biomol. Chem.*, 2010, **8**, 1111–1120; (d) S. K. Gediya, G. J. Clarkson and M. Wills, *J. Org. Chem.*, 2020, **85**, 11309–11330.
- 3 (a) C. Greck, B. Drouillat and C. Thomassigny, *Eur. J. Org. Chem.*, 2004, 1377–1385; (b) A. M. Smith and K. K. Hii, *Chem. Rev.*, 2011, **111**, 1637–1656; (c) A. K. Mailyan, J. A. Eickhoff, A. S. Minakova, Z. Gu, P. Lu and A. Zakarian, *Chem. Rev.*, 2016, **116**, 4441–4557; (d) F. Zhou, F.-M. Liao, J.-S. Yu and J. Zhou, *Synthesis*, 2014, **46**, 2983–3003; (e) T. Vilaivan and W. Bhanthumnavin, *Molecules*, 2010, **15**, 917–958; (f) M. Marigo and K. A. Jørgensen, *Chem. Commun.*, 2006, 2001–2011; (g) J. M. Janey, *Angew. Chem., Int. Ed.*, 2005, **44**, 4292–4300; (h) A. de la Torre, V. Tona and N. Maulide, *Angew. Chem., Int. Ed.*, 2017, **56**, 12416–12423.
- 4 (a) L. E. Fisher and J. M. Muchowski, *Org. Prep. Proced. Int.*, 1990, **22**, 399–484; (b) G. Cecere, C. M. König, J. L. Alleva and D. W. MacMillan, *J. Am. Chem. Soc.*, 2013, **135**, 11521–11524; (c) D. J. Fisher, G. L. Burnett, R. Velasco and J. Read de Alaniz, *J. Am. Chem. Soc.*, 2015, **137**, 11614–11617; (d) I. Ramakrishna, H. Sahoo and M. Baidya, *Chem. Commun.*, 2016, **52**, 3215–3218; (e) X. Huang, R. D. Webster, K. Harms and E. Meggers, *J. Am. Chem. Soc.*, 2016, **138**, 12636–12642; (f) I. Ramakrishna, V. Bhajammanavar, S. Mallik and M. Baidya, *Org. Lett.*, 2017, **19**, 516–519; (g) Z. Zhou, Q.-Q. Cheng and L. s. Kürti, *J. Am. Chem. Soc.*, 2019, **141**, 2242–2246.
- 5 (a) E. Erdik, *Tetrahedron*, 2004, **40**, 8747–8782; (b) Y. Wei, S. Lin and F. Liang, *Org. Lett.*, 2012, **14**, 4202–4205; (c) M. N. Vander Wal, A. K. Dilger and D. W. MacMillan, *Chem. Sci.*, 2013, **4**, 3075–3079; (d) B. Xu, S. F. Zhu, X. D. Zuo, Z. C. Zhang and Q. L. Zhou, *Angew. Chem., Int. Ed.*, 2014, **53**, 3913–3916; (e) D. H. Miles, J. Guasch and F. D. Toste, *J. Am. Chem. Soc.*, 2015, **137**, 7632–7635; (f) S. Guha, V. Rajeshkumar, S. S. Kotha and G. Sekar, *Org. Lett.*, 2015, **17**, 406–409.
- 6 (a) M. Lamani and K. R. Prabhu, *Chem.–Eur. J.*, 2012, **18**, 14638–14642; (b) R. W. Evans, J. R. Zbieg, S. Zhu, W. Li and D. W. MacMillan, *J. Am. Chem. Soc.*, 2013, **135**, 16074–16077; (c) V. Rajeshkumar, S. Chandrasekar and G. Sekar, *Org. Biomol. Chem.*, 2014, **12**, 8512–8518; (d) Y. Lv, Y. Li, T. Xiong, Y. Lu, Q. Liu and Q. Zhang, *Chem. Commun.*, 2014, **50**, 2367–2369; (e) C. Xu, L. Zhang and S. Luo, *Angew. Chem., Int. Ed.*, 2014, **126**, 4233–4237; (f) Q. Jiang, B. Xu, A. Zhao, J. Jia, T. Liu and C. Guo, *J. Org. Chem.*, 2014, **79**, 8750–8756; (g) S. Liang, C.-C. Zeng, H.-Y. Tian, B.-G. Sun, X.-G. Luo and F.-z. Ren, *J. Org. Chem.*, 2016, **81**, 11565–11573; (h) J. Strehl and G. Hilt, *Org. Lett.*, 2020, **22**, 5968–5972.
- 7 (a) J. A. Murry, D. E. Frantz, A. Soheili, R. Tillyer, E. J. Grabowski and P. J. Reider, *J. Am. Chem. Soc.*, 2001, **123**, 9696–9697; (b) A. E. Mattson and K. A. Scheidt, *Org. Lett.*, 2004, **6**, 4363–4366; (c) S. M. Mennen, J. D. Gipson, Y. R. Kim and S. J. Miller, *J. Am. Chem. Soc.*, 2005, **127**, 1654–1655; (d) G.-Q. Li, L.-X. Dai and S.-L. You, *Chem. Commun.*, 2007, 852–854; (e) M. R. Garrett, J. C. Tarr and J. S. Johnson, *J. Am. Chem. Soc.*, 2007, **129**, 12944–12945; (f) L. H. Sun, Z. Q. Liang, W. Q. Jia and S. Ye, *Angew. Chem., Int. Ed.*, 2013, **125**, 5915–5918; (g) H.-H. Zhang and S. Yu, *Org. Lett.*, 2019, **21**, 3711–3715; (h) X. Shu, L. Huan, Q. Huang and H. Huo, *J. Am. Chem. Soc.*, 2020, **142**, 19058–19064.
- 8 K. W. Kells and J. M. Chong, *J. Am. Chem. Soc.*, 2004, **126**, 15666–15667.
- 9 (a) H. Yang, H. Li, R. Wittenberg, M. Egi, W. Huang and L. S. Liebeskind, *J. Am. Chem. Soc.*, 2007, **129**, 1132–1140; (b) H. Yang and L. S. Liebeskind, *Org. Lett.*, 2007, **9**, 2993–2995; (c) H. Li, H. Yang and L. S. Liebeskind, *Org. Lett.*, 2008, **10**, 4375–4378; (d) L. S. Liebeskind, H. Yang and H. Li, *Angew. Chem., Int. Ed.*, 2009, **121**, 1445–1449.
- 10 (a) T. Sun, G. Hou, M. Ma and X. Zhang, *Adv. Synth. Catal.*, 2011, **353**, 253–256; (b) W. Wen, Y. Zeng, L.-Y. Peng, L.-N. Fu and Q.-X. Guo, *Org. Lett.*, 2015, **17**, 3922–3925.
- 11 (a) T. Ooi, M. Takahashi, K. Doda and K. Maruoka, *J. Am. Chem. Soc.*, 2002, **124**, 7640–7641; (b) A. Frongia, F. Secci, F. Capitta, P. P. Piras and M. L. Sanna, *Chem. Commun.*, 2013, **49**, 8812–8814; (c) X. Zhang, R. J. Staples, A. L. Rheingold and W. D. Wulff, *J. Am. Chem. Soc.*, 2014, **136**, 13971–13974; (d) D. Yadagiri and P. Anbarasan, *Chem. Commun.*, 2015, **51**, 14203–14206.
- 12 (a) A. Villar, C. H. Hövelmann, M. Nieger and K. Muñoz, *Chem. Commun.*, 2005, 3304–3306; (b) P. K. Prasad, R. N. Reddi and A. Sudalai, *Org. Lett.*, 2016, **18**, 500–503; (c) M. H. Shinde and U. A. Kshirsagar, *Org. Biomol. Chem.*, 2016, **14**, 858–861; (d) S. Xu, P. Wu and W. Zhang, *Org. Biomol. Chem.*, 2016, **14**, 11389–11395.
- 13 (a) I. Tellitu, S. Serna, M. T. Herrero, I. Moreno, E. Domínguez and R. SanMartín, *J. Org. Chem.*, 2007, **72**, 1526–1529; (b) T. Miura, T. Biyajima, T. Fujii and M. Murakami, *J. Am. Chem. Soc.*, 2012, **134**, 194–196; (c) S. Cacchi, G. Fabrizi, E. Filisti, A. Goggiamani, A. Iazzetti and L. Maurone, *Org. Biomol. Chem.*, 2012, **10**, 4699–4703; (d) T. Sueda, A. Kawada, Y. Urashi and N. Teno, *Org. Lett.*, 2013, **15**, 1560–1563; (e) N. Chalotra, M. A. Rizvi and B. A. Shah, *Org. Lett.*, 2019, **21**, 4793–4797; (f) Z. Zhang, Y. Luo, H. Du, J. Xu and P. Li, *Chem. Sci.*, 2019, **10**, 5156–5161.
- 14 W. Guo, Y. Luo, H. H.-Y. Sung, I. D. Williams, P. Li and J. Sun, *J. Am. Chem. Soc.*, 2020, **142**, 14384–14390.
- 15 (a) I. Ojima, *Chem. Rev.*, 1988, **88**, 1011–1030; (b) A. Brennfürer, H. Neumann and M. Beller, *ChemCatChem*, 2009, **1**, 28–41; (c) R. Franke, D. Selent and A. Börner, *Chem. Rev.*, 2012, **112**, 5675–5732; (d) J. S. Quesnel and B. A. Arndtsen, *Pure Appl. Chem.*, 2013, **85**, 377–384; (e)

- X.-F. Wu, X. Fang, L. Wu, R. Jackstell, H. Neumann and M. Beller, *Acc. Chem. Res.*, 2014, **47**, 1041–1053; (f) L. Wu, X. Fang, Q. Liu, R. Jackstell, M. Beller and X.-F. Wu, *ACS Catal.*, 2014, **4**, 2977–2989; (g) P. Gautam and B. M. Bhanage, *Catal. Sci. Technol.*, 2015, **5**, 4663–4702; (h) Y. Bai, D. C. Davis and M. Dai, *J. Org. Chem.*, 2017, **82**, 2319–2328; (i) Y. Li, Y. Hu and X.-F. Wu, *Chem. Soc. Rev.*, 2018, **47**, 172–194; (j) J.-B. Peng, H.-Q. Geng and X.-F. Wu, *Chem*, 2019, **5**, 526–552; (k) J.-B. Peng, F.-P. Wu and X.-F. Wu, *Chem. Rev.*, 2018, **119**, 2090–2127.
- 16 (a) J. Zhu and H. Bienaymé, *Multicomponent reactions*, John Wiley & Sons, 2006; (b) A. Brennführer, H. Neumann and M. Beller, *Angew. Chem., Int. Ed.*, 2009, **48**, 4114–4133.
- 17 Y. Liu, Z. Zhang, S. Zhang, Y. Zhang, J. Wang and Z. Zhang, *Chem.-Asian J.*, 2018, **13**, 3658–3663.
- 18 (a) T.-a. Kobayashi and M. Tanaka, *Tetrahedron Lett.*, 1986, **27**, 4745–4748; (b) E.-i. Negishi, C. Copéret, T. Sugihara, I. Shimoyama, Y. Zhang, G. Wu and J. M. Tour, *Tetrahedron*, 1994, **50**, 425–436; (c) E.-i. Negishi, H. Makabe, I. Shimoyama, G. Wu and Y. Zhang, *Tetrahedron*, 1998, **54**, 1095–1106; (d) Z. Zheng and H. Alper, *Org. Lett.*, 2009, **11**, 3278–3281.
- 19 (a) T. M. Gøgsig, R. H. Taaning, A. T. Lindhardt and T. Skrydstrup, *Angew. Chem., Int. Ed.*, 2012, **124**, 822–825; (b) S. Korsager, D. U. Nielsen, R. H. Taaning and T. Skrydstrup, *Angew. Chem., Int. Ed.*, 2013, **52**, 9763–9766; (c) J. Schranck, A. Tlili, P. G. Alsabeh, H. Neumann, M. Stradiotto and M. Beller, *Chem.-Eur. J.*, 2013, **19**, 12624–12628; (d) S. Korsager, D. U. Nielsen, R. H. Taaning, A. T. Lindhardt and T. Skrydstrup, *Chem.-Eur. J.*, 2013, **19**, 17687–17691; (e) D. U. Nielsen, C. Lescot, T. M. Gøgsig, A. T. Lindhardt and T. Skrydstrup, *Chem.-Eur. J.*, 2013, **19**, 17926–17938; (f) J. Schranck, M. Burhardt, C. Bornschein, H. Neumann, T. Skrydstrup and M. Beller, *Chem.-Eur. J.*, 2014, **20**, 9534–9538; (g) Z. Lian, S. D. Friis and T. Skrydstrup, *Angew. Chem., Int. Ed.*, 2014, **53**, 9582–9586; (h) Z. Lian, S. D. Friis and T. Skrydstrup, *Chem. Commun.*, 2015, **51**, 3600–3603; (i) I. S. Makarov, T. Kuwahara, X. Jusseau, I. Ryu, A. T. Lindhardt and T. Skrydstrup, *J. Am. Chem. Soc.*, 2015, **137**, 14043–14046; (j) M. T. Jensen, M. Juhl, D. U. Nielsen, M. F. Jacobsen, A. T. Lindhardt and T. Skrydstrup, *J. Org. Chem.*, 2016, **81**, 1358–1366.
- 20 (a) R. R. Fraser, T. S. Mansour and S. Savard, *J. Org. Chem.*, 1985, **50**, 3232–3234; (b) F. G. Bordwell, *Acc. Chem. Res.*, 1988, **21**, 456–463.
- 21 (a) J. Zhang, A. Bellomo, A. D. Creamer, S. D. Dreher and P. J. Walsh, *J. Am. Chem. Soc.*, 2012, **134**, 13765–13772; (b) A. Bellomo, J. Zhang, N. Trongsirivat and P. J. Walsh, *Chem. Sci.*, 2013, **4**, 849–857; (c) B.-S. Kim, J. Jimenez, F. Gao and P. J. Walsh, *Org. Lett.*, 2015, **17**, 5788–5791; (d) M. Li, M. González-Esguevillas, S. Berriitt, X. Yang, A. Bellomo and P. J. Walsh, *Angew. Chem., Int. Ed.*, 2016, **128**, 2875–2879; (e) A. R. Rivero, B.-S. Kim and P. J. Walsh, *Org. Lett.*, 2016, **18**, 1590–1593; (f) X. Yang, B.-S. Kim, M. Li and P. J. Walsh, *Org. Lett.*, 2016, **18**, 2371–2374; (g) J. Jiménez, B. S. Kim and P. J. Walsh, *Adv. Synth. Catal.*, 2016, **358**, 2829–2837; (h) J. Zhang, S.-C. Sha, A. Bellomo, N. Trongsirivat, F. Gao, N. C. Tomson and P. J. Walsh, *J. Am. Chem. Soc.*, 2016, **138**, 4260–4266; (i) M. Li, B. Yucel, J. Jiménez, M. Rotella, Y. Fu and P. J. Walsh, *Adv. Synth. Catal.*, 2016, **358**, 1910–1915; (j) K. Ablajan, G. B. Panetti, X. Yang, B. S. Kim and P. J. Walsh, *Adv. Synth. Catal.*, 2017, **359**, 1927–1932; (k) G. Gao, Y. Fu, M. Li, B. Wang, B. Zheng, S. Hou and P. J. Walsh, *Adv. Synth. Catal.*, 2017, **359**, 2890–2894; (l) S.-C. Sha, S. Teyrulnikov, M. Li, B. Hu, Y. Fu, M. C. Kozłowski and P. J. Walsh, *J. Am. Chem. Soc.*, 2018, **140**, 12415–12423; (m) J. Zhang, A. Bellomo, N. Trongsirivat, T. Jia, P. J. Carroll, S. D. Dreher, M. T. Tudge, H. Yin, J. R. Robinson, E. J. Scheluter and P. J. Walsh, *J. Am. Chem. Soc.*, 2014, **136**, 6276–6287.
- 22 R. Lavernhe, E. J. Alexy, H. Zhang and B. M. Stoltz, *Org. Lett.*, 2020, **11**, 4272–4275.
- 23 (a) F. M. Miloserdov, C. L. McMullin, M. M. Belmonte, J. B. Buchholz, V. I. Bakhmutov, S. A. Macgregor and V. V. Grushin, *Organometallics*, 2014, **33**, 736–752; (b) J. Y. Wang, A. E. Strom and J. F. Hartwig, *J. Am. Chem. Soc.*, 2018, **140**, 7979–7993.