

Cite this: *Chem. Sci.*, 2019, 10, 6125

All publication charges for this article have been paid for by the Royal Society of Chemistry

Main-chain scission of individual macromolecules induced by solvent swelling†

Daniel Messmer,^a Oscar Bertran,^b Reinhard Kissner,^c Carlos Alemán^d and A. Dieter Schlüter^a

We present a comprehensive investigation of main-chain scission processes affecting peripherally charged and neutral members of a class of dendronized polymers (DPs) studied in our laboratory. In these thick, sterically highly congested macromolecules, scission occurs by exposure to solvents, in some cases at room temperature, in others requiring modest heating. Our investigations rely on gel permeation chromatography and atomic force microscopy and are supported by molecular dynamics simulations as well as by electron paramagnetic resonance spectroscopy. Strikingly, DP main-chain scission depends strongly on two factors: first the solvent, which must be highly polar to induce scission of the DPs, and second the dendritic generation g . In DPs of generations $1 \leq g \leq 8$, scission occurs readily only for $g = 5$, no matter whether the polymer is charged or neutral. Much more forcing conditions are required to induce degradation in DPs of $g \neq 5$. We propose solvent swelling as the cause for the main-chain scission in these individual polymer molecules, explaining in particular the strong dependence on g : $g < 5$ DPs resemble classical polymers and are accessible to the strongly interacting, polar solvents, whereas $g > 5$ DPs are essentially closed off to solvent due to their more closely colloidal character. $g = 5$ DPs mark the transition between these two regimes, bearing strongly sterically congested side chains which are still solvent accessible to some degree. Our results suggest that, even in the absence of structural elements which favour scission such as cross-links, solvent swelling may be a generally applicable mechanochemical trigger. This may be relevant not only for DPs, but also for other types of sterically strongly congested macromolecules.

Received 3rd April 2019
Accepted 8th May 2019

DOI: 10.1039/c9sc01639b

rsc.li/chemical-science

Introduction

Reactions leading to changes in the molar mass of polymers significantly affect the mechanical properties of polymeric materials^{1,2} and are therefore an important factor in polymer ageing and processing. These reactions fall into three broad categories: depolymerization above the ceiling temperature T_c , random or site-specific scission of individual backbone bonds and (post-polymerization) cross-linking. The triggers and

mechanisms involved in these reactions elements which favour scission and depend on the particular polymer structures and environmental conditions. For instance, many polymers undergo random scission under oxidative stress³ or (usually chain-centered) scission under mechanical stress, and distinct mechanophores can be introduced into polymer chains to cause targeted chain rupture.⁴ When radical mechanisms are involved, random chain scission and cross-linking often compete, as is the case *e.g.* in the photooxidation of polyolefins.^{5,6} Reactions leading to changes in polymer molar mass are desirable *e.g.* for drug delivery^{7,8} (chain scission), in lithography^{9,10} (chain scission and/or cross-linking), or for recycling purposes (depolymerization).^{11,12} Furthermore, intriguing mechanoresponsivity, *e.g.* mechanochromicity^{13–18} or mechanoluminescence,^{19–23} results from the introduction of backbone mechanophores.

We have previously observed a process of main-chain scission in dendronized polymers (DPs), which are linear polymers bearing a dendritic side chain on each repeating unit.²⁴ This unexpected degradation reaction occurred in the course of the divergent synthesis of DPs of dendritic generation $g = 6$. The synthesis of this class of DPs ($\text{PG}_{g,n}^X$; g denotes the dendritic generation, n the main-chain degree of polymerization P_n , and X

^aPolymer Chemistry, Department of Materials, ETH Zürich, Vladimir-Prelog-Weg 5, 8093 Zürich, Switzerland. E-mail: daniel.messmer@mat.ethz.ch; ads@mat.ethz.ch

^bDepartment of Physics, EETAC, Universitat Politècnica de Catalunya, c/ Esteve Terrades, 7, 08860, Castelldefels, Spain

^cLaboratory of Inorganic Chemistry, Department of Chemistry and Applied Biosciences, ETH Zürich, Vladimir-Prelog-Weg 3, 8093 Zürich, Switzerland

^dDepartament d'Enginyeria Química (EEBE), Barcelona Research Center for Multiscale Science and Engineering, Universitat Politècnica de Catalunya, C/ Eduard Maristany, 10-14, Ed. I2, 08019, Barcelona, Spain

† Electronic supplementary information (ESI) available: Experimental procedures; syntheses and characterization of $\text{PG}_{500}^{\text{CO}_2\text{tBu}}$, $\text{PG}_{500}^{\text{CO}_2\text{Me}}$ and the respective small-molecule precursors; additional GPC, AFM, MALDI-TOF-MS, EPR and NMR spectroscopic data concerning scission experiments and the characterization of scission products; additional MD simulation data and associated discussion. See DOI: 10.1039/c9sc01639b



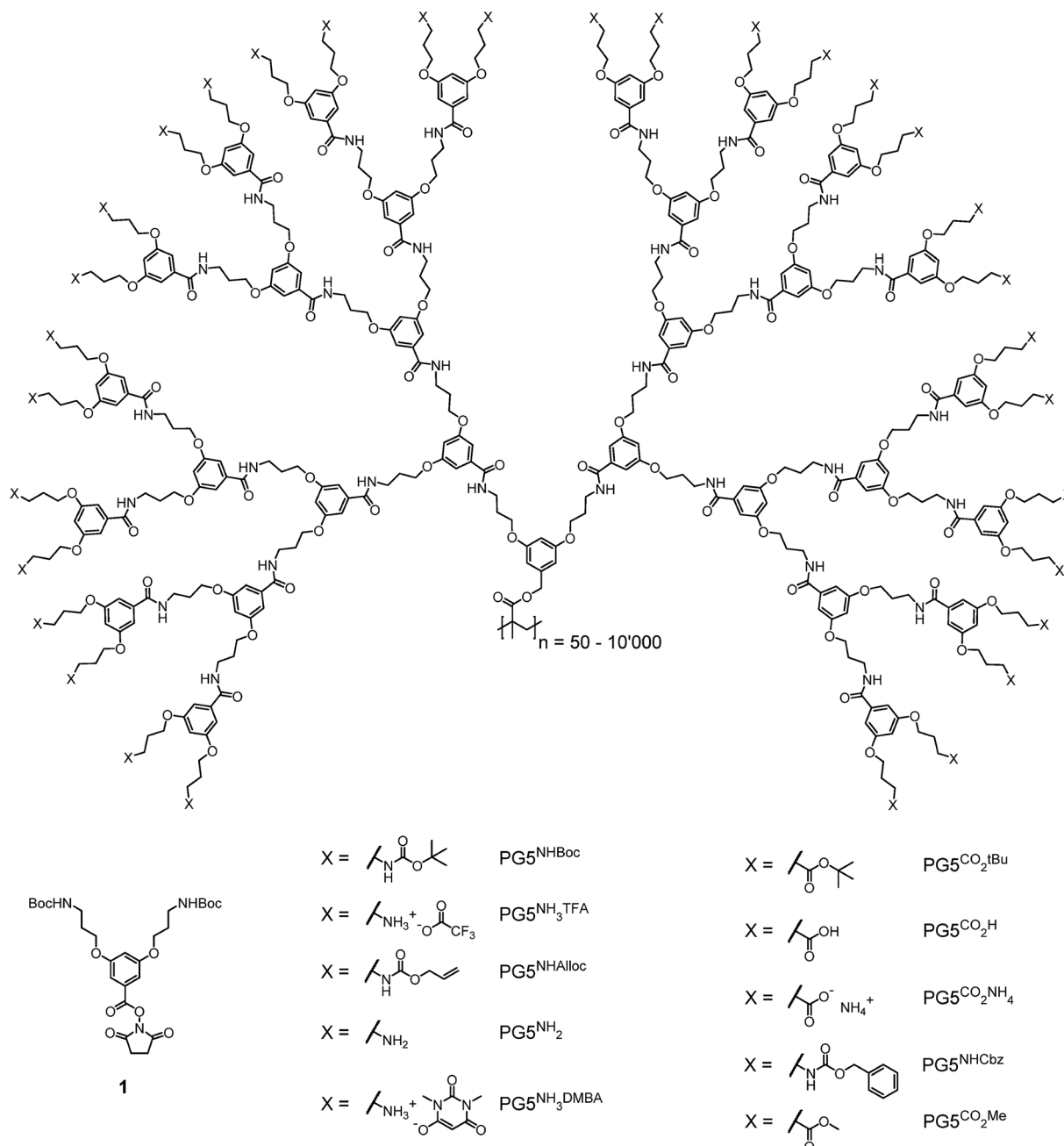


Fig. 1 Chemical structures of dendronization agent **1** and the $g = 5$ DPs discussed in this publication.

the dendrons' terminal groups, see Fig. 1) relies on a graft-from protocol in which the dendritic side chains are constructed one g at a time.²⁵ Specifically, this protocol comprises first the deprotection of terminal NHBoc groups in PG _{g} ^{NHBoc} with trifluoroacetic acid to afford the polyelectrolyte PG _{g} ^{NH₃TFA}. In a second step, the liberated amines are reacted with the *N*-hydroxysuccinimide ester **1** (see Fig. 1) under basic conditions to afford the next higher g DP, PG _{$g+1$} ^{NHBoc}. This simple two-step sequence proceeds with very high functional group conversion and has provided facile access to DPs of up to $g = 5$.²⁵ However, the path to higher g DPs using this procedure was blocked by degradation: PG5 _{n} ^{NHBoc} ($n \gg 100$) undergoes main-

chain scission upon deprotection, mainly yielding oligomers PG5 _{n'} ^{NH₃TFA} ($n' \approx 50$).²⁴ Chain scission was thought to be the result of coulombic repulsion between partially unscreened terminal ammonium cations. These repulsive forces were thought to mechanochemically activate the backbone C-C bonds – the points of balance between the forces exerted by neighboring dendrons – toward spontaneous scission at ambient temperature.

The synthesis of $g > 5$ DPs has long been of significant interest: as postulated by de Gennes and Hervet,²⁶ for any dendritic structure there is a value of g , g_{max} , above which steric congestion prevents the existence of defect-free dendrons. For



DPs of the type PG_n^{NHBOc} , this regime was predicted to be around $g_{max} \approx 6-7$.²⁷⁻²⁹ However, because of the unexpected chain scission, the aforementioned two-step synthetic protocol could not be employed in the synthesis of PG_6^{NHBOc} . Recently, an alternative deprotection/dendronization protocol relying on the NHAloc protecting group was successful in circumventing main-chain scission at $g = 5$ by proceeding *via* the charge-neutral intermediate $PG_5^{NH_2}$. The resulting DPs of $g = 6-8$ are of very high structural perfection and for the first time permitted a discussion of the effects of reaching and surpassing g_{max} .³⁰

This successful alternative route seemed to vindicate the hypothesis of charge-induced main-chain scission, but a growing body of evidence pointed toward a more fundamental cause behind backbone cleavage than just coulombic repulsion. Here, we will first present more in-depth investigations of charge-induced main-chain scission in DPs of $g = 5$, utilizing the protonation of terminal amines. Then, we will turn to main-chain scission reactions observed for neutral DPs, mainly of $g = 5$, though our investigations encompass entire homologous series of $g = 1-8$. This study relies on results from gel permeation chromatography (GPC), atomic force microscopy (AFM), and electron paramagnetic resonance (EPR) spectroscopy. We discuss how these results form a consistent picture which suggests that the main-chain scission reactions are generally caused by swelling of the dendritic periphery. This is supported by a molecular dynamics (MD) simulation of the DP swelling process. To our knowledge, this represents the first instance of a sterically induced degradation process of single polymer chains in solution, which may be a general feature of strongly

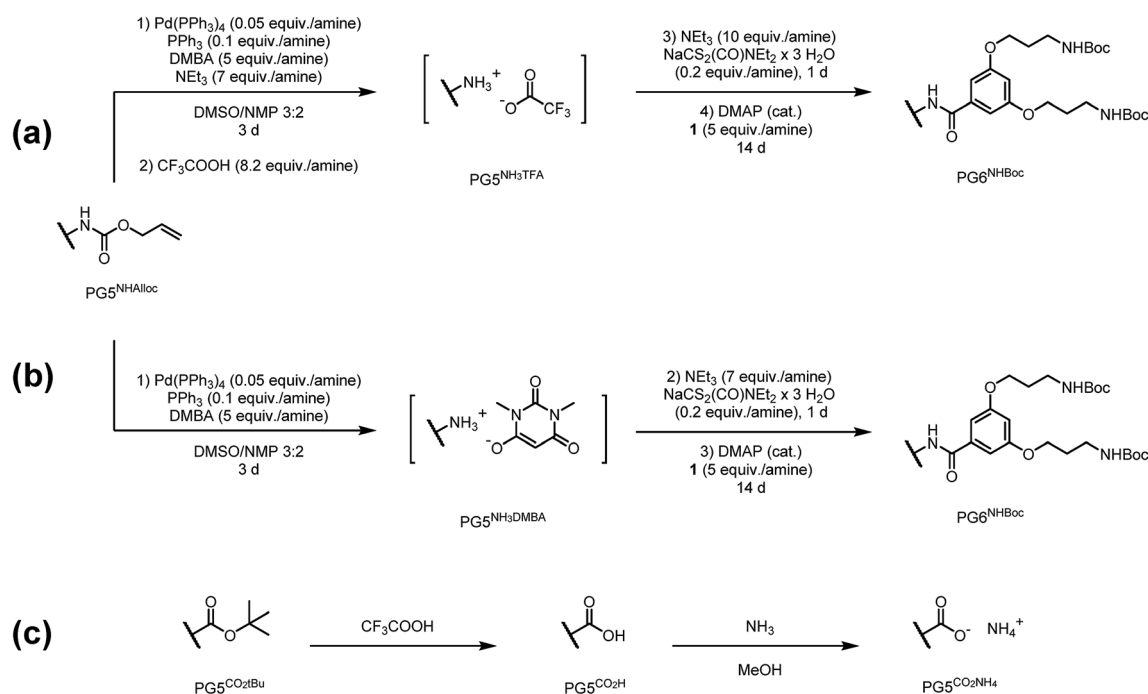
sterically congested macromolecules. Furthermore, these results provide further evidence that DPs of $g > g_{max}$ are essentially “molecular colloidal particles” rather than classical linear polymers, interacting with their environments only *via* their very periphery.³¹

Results

The phenomenon of main chain scission was investigated on charged and on neutral DPs in a variety of ways. $g = 5$ DPs were the focus of investigations concerning charged species, extending on previous studies.²⁴ Additionally, we present investigations for a variety of factors potentially affecting the degradation of charge-neutral DPs in the entire range of $g = 1-8$. For both categories of experiments, details and additional data can be found in the ESI† (Sections 3 and 4, respectively).

Main-chain scission of peripherally charged dendronized polymers

The recent synthesis of PG_6^{NHBOc} from PG_5^{NHAloc} proceeded *via* the neutral intermediate $PG_5^{NH_2}$, obtained from the N-deprotection of PG_5^{NHAloc} in the presence of a base, *e.g.* triethylamine.³⁰ If no excess base is added, deprotected amines are immediately protonated (eventually to the positively charged polyelectrolyte $PG_5^{NH_3^+DMBA}$) by the allyl scavenger *N,N'*-dimethylbarbituric acid (DMBA), which is quite acidic ($pK_a \approx 4.7$ (ref. 32)). Thus, there were two options to prepare peripherally positively charged $g = 5$ DPs: either to protonate the neutral intermediate $PG_5^{NH_2}$ *e.g.* with excess trifluoroacetic acid (TFA)



Scheme 1 Reactions involving charged $g = 5$ DPs; the transformations of only one terminal group are shown for clarity. (a) Intermittent protonation of $PG_5^{NH_2}$ with TFA, followed by dendronization under basic conditions (compare ref. 30); (b) base-free deprotection of PG_5^{NHAloc} , resulting in the polyelectrolyte $PG_5^{NH_3^+DMBA}$, again followed by dendronization; (c) deprotection of $PG_5^{CO_2tBu}$, followed by deprotonation of the resulting polyacid $PG_5^{CO_2H}$.



to furnish the polyelectrolyte $PG5_n^{NH_3^+TFA}$ (Scheme 1a), or to omit the base during deprotection to afford $PG5_n^{NH_3^+DMBA}$ directly (Scheme 1b). To facilitate analysis, $PG5_n^{NH_3^+TFA}$ and $PG5_n^{NH_3^+DMBA}$ were converted into their neutral $g = 6$ homologs $PG6_n^{NHBoc}$ by reaction with the $g = 1$ dendronization reagent **1** prior to AFM imaging (Fig. 2a–c) and GPC analysis (Fig. 2d). AFM imaging revealed drastic reductions in main-chain lengths for intermediate protonation by either TFA (Fig. 2b) or DMBA (Fig. 2c). These findings were confirmed by GPC analysis (Fig. 2d).

Aside from the above, fully protonated intermediates, partially charged DPs were also investigated in order to determine a lower threshold of charged peripheral groups necessary to induce backbone scission. To that end, $g = 5$ DPs carrying varying ratios of orthogonally (Boc- and Alloc-) protected amines were prepared. NHAloc groups were selectively deprotected under weakly acidic conditions (same conditions as in Scheme 1b). No significant main-chain scission was found even for the DP bearing the largest proportion (80%) of charged peripheral groups (see ESI, Fig. S4† for details).

Next, the main-chain scission of a negatively charged DP was investigated. The terminal *tert*-butyl esters in $PG5_{500}^{CO_2tBu}$ were deprotected using neat TFA, liberating $PG5_n^{CO_2H}$ with terminal carboxylic acid moieties. Subsequent deprotonation with ammonia afforded the corresponding polyelectrolyte $PG5_n^{CO_2NH_4}$ (Scheme 1c). AFM height images (Fig. 2e–g) indicated significant chain scission already upon ester deprotection (Fig. 2f), and not

only upon deprotonation to carboxylate (Fig. 2g). Short, dot-like objects were observed in both cases, although the features of $PG5_n^{CO_2H}$ appear larger and less uniform. Dynamic light scattering (DLS) measurements in methanol (Fig. 2h) showed reduced particle sizes upon deprotection, qualitatively confirming main chain scission, though DLS indicated little change in particle size upon deprotonation of $PG5_n^{CO_2H}$ to $PG5_n^{CO_2NH_4}$.

Main-chain scission of non-charged DPs

DP scission experiments and associated characterization.

The initial discovery of main-chain scission of charge-neutral DPs in *N,N*-dimethylformamide (DMF) at ≥ 60 °C was serendipitous (see ESI†). Pursuant to this finding, several factors of potential relevance to this “hot solvent” mediated process were investigated. First, polar-aprotic solvents similar to DMF were screened under standardized conditions: $PG5_{500}^{NHBoc}$ solutions (*ca.* 1% w/v) were heated to 80 °C for 1 h with gentle agitation. The solvents were DMF, dimethyl sulfoxide (DMSO), *N,N*-dimethylacetamide (DMAc), *N*-methyl-2-pyrrolidone (NMP), and *N,N'*-dimethylpropyleneurea (DMPU). For all these polar aprotic liquids, significant scission was found, as indicated by GPC analysis (Fig. 3a) and AFM height imaging (see ESI, Fig. S8†). Interestingly, other solvent classes did not produce the same effect under otherwise identical conditions: no degradation was found in alcohols such as ethanol and *tert*-butanol, intermediate polarity aprotic solvents such as acetonitrile (MeCN),‡ ethyl acetate (EtOAc), 1,4-dioxane, chlorinated

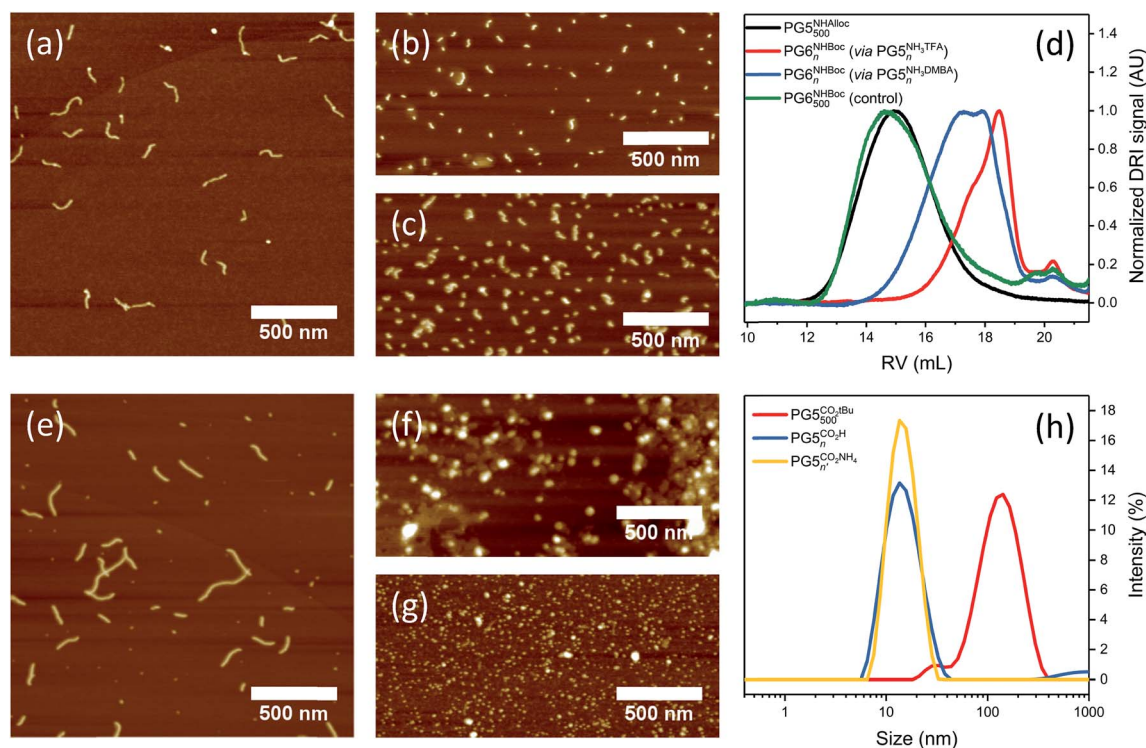


Fig. 2 Main-chain scission of charged $g = 5$ dendronized polymers: (a–d) DPs bearing derivatives of amines and (e–h) DPs bearing derivatives of carboxylic acids. Tapping mode AFM height images (tapping mode, mica) of (a) $PG5_{500}^{NHAloc}$, (b) $PG6_n^{NHBoc}$ prepared via $PG5_n^{NH_3^+TFA}$ (Scheme 1a), $PG6_n^{NHBoc}$ prepared via $PG5_n^{NH_3^+DMBA}$ (Scheme 1b); (d) corresponding GPC retention curves (DMF, 0.1% LiBr). AFM height images (tapping mode, mica) of (e) $PG5_{500}^{CO_2tBu}$, (f) $PG5_n^{CO_2H}$ and (g) $PG5_n^{CO_2NH_4}$; (h) corresponding DLS curves (MeOH, 0.1 mg mL⁻¹). $PG5_n^{CO_2H}$: $D_n \sim 19$. 5 nm; $PG5_n^{CO_2NH_4}$: $D_n \sim 16$ nm.



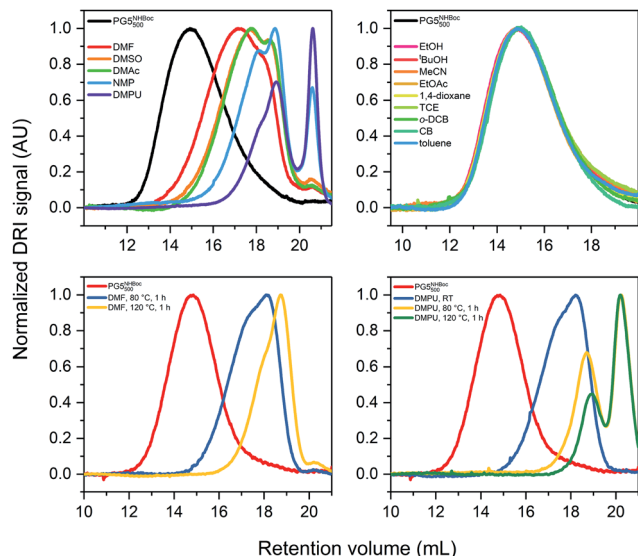


Fig. 3 GPC retention curves demonstrating the effects of solvent and temperature. Solutions of PG5₅₀₀^{NHBoc} (1% w/v) were prepared at RT, then heated to the indicated temperature for 1 h. (a) Results obtained for polar-aprotic solvents in which scission was found to occur at 80 °C; (b) results obtained for other solvent categories (alcohols, intermediate polarity aprotic solvents, chlorinated solvents, aromatics) in which no scission was observed for $T \leq 80$ °C. Further heating of already degraded samples in (c) DMF and (d) DMPU up to 120 °C.

solvents such as 1,1,2,2-tetrachloroethane (TCE), *ortho*-dichlorobenzene (*o*-DCB), and chlorobenzene (CB), or the aromatic solvent toluene (Fig. 3b). Among the polar-aprotic solvents, differences between the solvents in the extent of scission were apparent. DMF, DMSO, and DMAc led to relatively little degradation. NMP and particularly DMPU led to much more severe changes: the polymeric peak is shifted to yet higher retention volumes (RV) than in the other solvents, and an additional small-molecule peak becomes quite prominent (Fig. 3a; compare Fig. 6 and the accompanying text).

To probe differences in the extent of scission in dependence of temperature, DPs which had already undergone some degradation were heated further. Solutions of *ca.* 1% w/v PG5₅₀₀^{NHBoc} were prepared at RT and samples were analyzed by GPC after full dissolution. Further samples were analyzed after successive heating to 80 °C, then to 120 °C for 1 h each. For all polar-aprotic solvents, higher ultimate temperatures led to shorter scission products, as shown here for the extreme cases DMF (Fig. 3c) and DMPU (Fig. 3d): among the tested polar-aprotic solvents, DMF leads to the lowest extent of scission at any given temperature, while scission in DMPU already sets in at RT. § For more data, see ESI (Fig. S9†).

To find the lower temperature threshold for main-chain scission in DMF (the synthetically most relevant solvent for DPs^{25,30,33}), a concentrated solution of PG5₅₀₀^{NHBoc} was prepared (*ca.* 20% w/w in DMF) and gradually heated while performing rheological tests. This suggested an onset of scission between 60 and 65 °C (see ESI, Fig. S11† and the accompanying text).

The influence of g on the scission process was studied by heating solutions of DPs (1% w/v) in DMF or DMPU to 80 °C for 1 h. These experiments involved a wide variety of DPs, including PG₁₀₀₀₀^{NHBoc} of $g = 1-4$, PG5₅₀₀₀^{NHBoc}, an entire homologous series of PG₅₀₀^{NHBoc} with high structural perfection from $g = 1-8$,³⁰ as well as additional samples of PG₅₀₀^{NHBoc} with both low³³ and high structural perfection between the latter two sample populations have been characterized using the well-established defect labeling method^{34,35} and are discussed extensively elsewhere.^{30,33} Fig. 4a shows the collected results of this large number of scission experiments, expressed by the shifts in GPC peak retention volumes (ΔRV) of the products relative to the respective starting polymers (see ESI for GPC curves, Fig. S12–S15†). ΔRV values were used as a measure to judge whether scission occurs rather

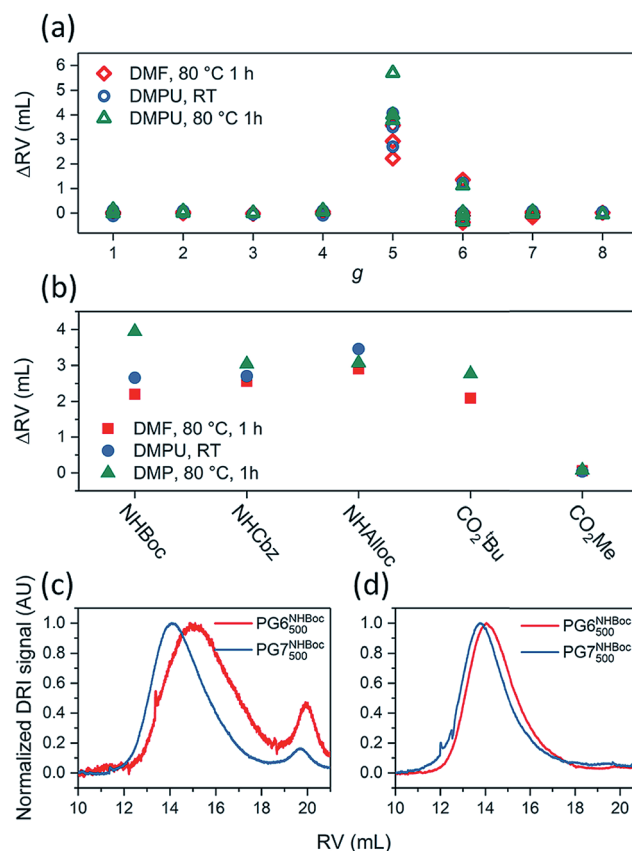


Fig. 4 (a) Influence of dendritic generation g as evidenced by shifts in GPC peak retention volumes ΔRV ; DP solutions ($\sim 1\%$ w/v in DMF or DMPU) were heated to 80 °C for 1 h. Three groups of DPs were employed: a series of $g = 1-8$ and $P_n = 500$ described in ref. 30, a series including $g = 5-8$ and $P_n = 500$ prepared as described in ref. 33, and a series of and $P_n = 10\,000$ from $g = 1-5$. (b) Influence of peripheral substitution: solutions of PG5₅₀₀^{NHBoc}, PG5₅₀₀^{NHAlloc}, PG5₅₀₀^{NHCbz}, PG5₅₀₀^{CO₂tBu} and PG5₅₀₀^{CO₂Me} ($\sim 1\%$ w/v in DMF or DMPU) were heated to 80 °C for 1 h. GPC chromatograms and molar mass data corresponding to Fig. 4a and b can be found in the ESI, Fig. S12–S19.† Influence of dendritic structural perfection: solutions of PG6₅₀₀^{NHBoc} and PG7₅₀₀^{NHBoc} ($\sim 1\%$ w/v in DMPU) were heated to 120 °C for 2 h, using DPs of low structural perfection ((c) see ref. 30) and high structural perfection ((d) see ref. 33). See ESI, Fig. S20† for the comparison with starting materials.



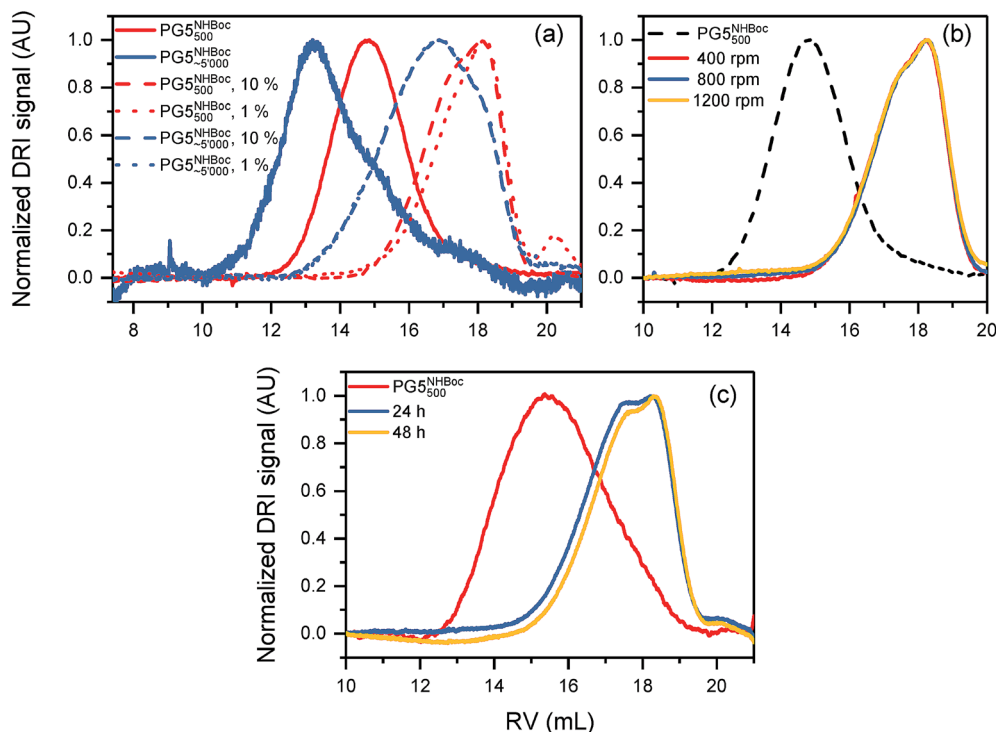


Fig. 5 Parameters of little impact on main-chain scission: (a) DP concentration: GPC retention curves (DMF, 0.1% LiBr) of polymers obtained after heating $PG5_{500}^{NHBoc}$ and $PG5_{5000}^{NHBoc}$ to 80 °C for 1 h, both at concentrations of ca. 10% w/w and 1% w/v in DMF. (b) Shear rate: GPC retention curves of DPs (5% w/v in DMPU, 24 h at RT) exposed to different shear rates (orbital shaker). (c) Time: GPC curves of $PG5_{500}^{NHBoc}$ (1% w/v in DMF) maintained at 80 °C for a total of 48 h, showing little shift in peak RV after initial scission.

than more readily transferrable quantities such as relative changes in molar mass due to experimental constraints which are discussed in the ESI (Section 4.4†). With one exception (one batch of $PG6_{500}^{NHBoc}$; see ESI, Fig. S16,† for discussion), only the DPs of $g = 5$ showed significant degradation, as indicated by large positive values of ΔRV .

$g = 5$ DPs bearing terminal groups other than NHBoc ($PG5_{500}^{NHCbz}$, $PG5_{500}^{NHAlloc}$, $PG5_{10000}^{NHAlloc}$, $PG5_{500}^{CO_2tBu}$, $PG5_{500}^{CO_2Me}$) were also found to suffer scission. Upon heating 1% w/v solutions in DMF or DMPU to 80 °C for 1 h, all of these $g = 5$ DPs except $PG5_{500}^{CO_2Me}$ underwent significant main-chain degradation (Fig. 4b; see ESI† for GPC curves). $PG5_{500}^{CO_2Me}$ only degraded notably when exposed to higher final temperatures (DMF or DMPU at 120 °C, see ESI, Fig. S18d†). As judged by comparison of the relative concentrations of the secondary products appearing at high RV (see GPC curves in the ESI, Fig. S18†), the extent of scission followed the rough order $PG5_{500}^{NHBoc} > PG5_{500}^{NHCbz} > PG5_{500}^{NHAlloc}$ for the carbamates and $PG5_{500}^{CO_2tBu} \gg PG5_{500}^{CO_2Me}$ for the two esters.

ΔRV of the main polymer peak in GPC is a fairly crude measure of main-chain scission: closer inspection of chromatograms revealed additional features when harsh degradation conditions (DMPU, ≥ 80 °C) were applied to DPs of $g = 3-7$. These experiments revealed additional species with $RV \approx 19-21$ mL (compare Fig. 6 and the accompanying text). However, DPs of different structural perfection did not behave the same: when heated to 120 °C in DMPU, samples of $PG6_{500}^{NHBoc}$ and

$PG7_{500}^{NHBoc}$ with low structural perfection³³ produced significant amounts of low-molar mass scission products (Fig. 4c), whereas $PG6_{500}^{NHBoc}$ and $PG7_{500}^{NHBoc}$ with high structural perfection

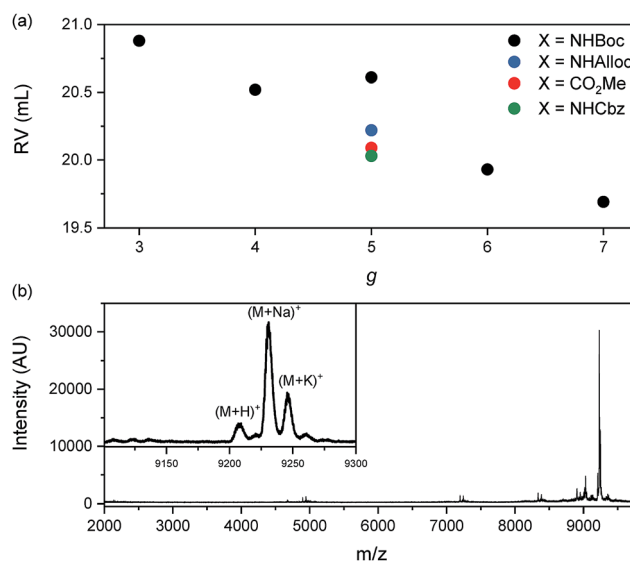


Fig. 6 (a) GPC peak retention volumes of secondary, low molar mass DP scission products as a function of g ; see ESI, Fig. S21† for corresponding chromatograms. (b) MALDI-TOF mass spectrum (positive mode, DCTB matrix) of the degradation products of $PG5_{500}^{CO_2Me}$; the main peak ($m/z = 9230.9$) likely corresponds to the sodium adduct of the macromonomer, $(M + Na)^+$, calculated $m/z = 9229.92$.



(Fig. 4d)³⁰ did not show signs of degradation even under these harsh conditions. In these experiments, ΔRV was usually negligible. Even harsher conditions ($\gg 2$ h at 120 °C in DMPU) were required to afford substantial shifts in peak RV (see ESI, Fig. S33†).

Some other factors were of little or indeterminate impact on main-chain scission: the variation of concentration (Fig. 5a), externally applied shear forces (Fig. 5b), and prolonged heating ($\gg 1$ h; Fig. 5c) produced little change. The impact of chain length is unclear: both samples shown in Fig. 5a (PG5₅₀₀^{NHBoc} and PG5_{~5000}^{NHBoc}) suffered significant degradation, their molar masses decreasing by $\sim 70\%$ relative to the initial DPs (see ESI, Table S1†). It should be noted that these two DP samples were prepared by different methods (PG5₅₀₀^{NHBoc} by RAFT polymerization,³⁶ PG5_{~5000}^{NHBoc} by free radical polymerization²⁵).

Next, we set out to determine the identities of the low molar mass side products generated in “hot solvent” mediated degradation (e.g. the peaks appearing at RV ≈ 20.5 mL in Fig. 2a in the degradation of PG5₅₀₀^{NHBoc}). To that end, samples containing $\sim 1\%$ w/v of DP in DMPU were heated to 120 °C for 1–2 h and the products were analyzed by GPC and MALDI-TOF-MS. Previous experiments had indicated some degradation in DMPU at 80 °C (see ESI, Fig. S13 and S15†) for the investigated samples. In GPC, the low molar mass peak RV was found to decrease with g , ranging from RV ≈ 20.9 mL for the degradation products of PG3₅₀₀^{NHBoc} to RV ≈ 19.7 mL for those of PG7₅₀₀^{NHBoc} (Fig. 6a; see ESI, Fig. S21† for corresponding chromatograms). MALDI-TOF-MS provided evidence for the corresponding macromonomers for all DPs of $g < 6$ (see e.g. Fig. 6b, see ESI Fig. S22–S31† for all mass spectra). For PG6₅₀₀^{NHBoc} and PG7₅₀₀^{NHBoc}, no interpretable peaks were found (see ESI, Fig. S22, S30 & S31†).

MD simulation. The swelling process was modeled using an MD simulation in solution. The starting point was a short DP chain (PG5₁₀₀^{NHBoc}) simulated in vacuum,³⁷ which was inserted into a solvent box containing 35319 DMPU molecules (Fig. 7). It should be noted that the initial polymer conformation had a ‘pore’ along the backbone³⁷ which was filled with solvent in the setup of this simulation. It is not clear whether such a feature corresponds to physical reality, but the initial presence of solvent within the envelope of the DP certainly has bearing on the simulation of swelling. The ingress of solvent into the dendritic branches was found to be accompanied by a contraction of the DP cross-section by $\sim 9\%$ and significant changes to the internal “pore”. An in-depth discussion of the evolution of the cross-section and the role of the pore can be found in the ESI.†

The evolution of the backbone is summarized in Table 1 (also see ESI, Fig. S37†). The following backbone parameters significantly increased over the course of the simulation trajectory: end-to-end distance, average dihedral angle, average bond length, and the average bond angle. The changes are particularly drastic in the middle of the chain: the center of the DP segment (average over 30 bonds) experienced far greater changes than the two chain ends (average over 15 bonds from either chain end, Fig. 7c).

EPR spectroscopy

EPR spectra of scission products were obtained by heating solutions of PG5₅₀₀^{NHBoc} ($\sim 5\%$ w/v in DMPU) in the thermostat of the spectrometer, followed by vitrification of the reaction mixture and measurement at 200 K. The neat DP solutions revealed a weak, broad signal with a Landé g -factor of $g_j \approx 2.01$ (see ESI, Fig. S39a†). In order to capture the most likely transient radicals involved in DP degradation, oxygen was excluded and a radical trapping agent (5,5-dimethyl-1-pyrroline *N*-oxide, [DMPO, 2], see Fig. 8a) was employed in subsequent experiments (Fig. 8), which revealed a much more intense EPR signal (Fig. 8a). The signal was fitted by a simple deconvolution approach based on the typical 4-line pattern of DMPO radical adducts (Fig. 8b, see ESI, Fig. S41†) and likely stems from at least four distinct radical species. Prolonged heating suggested that these species are not thermally stable (see ESI, Fig. S40b†).

The degradation products obtained from EPR experiments were also investigated by GPC (Fig. 8c), revealing that the radical trap DMPO significantly affected the extent of degradation: in the presence of DMPO, longer polymeric fragments remained

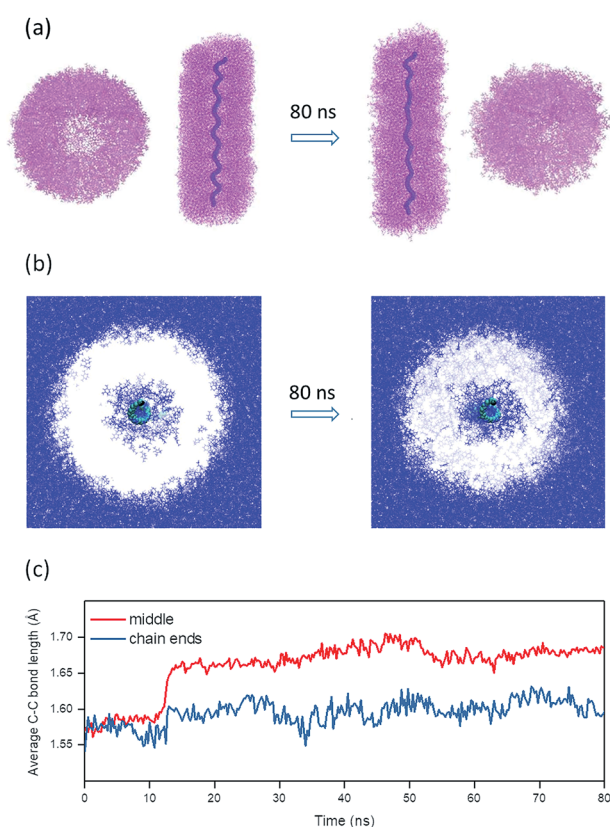


Fig. 7 Molecular dynamics simulation of PG5₁₀₀^{NHBoc} swelling. (a) Axial and cross-sectional projections obtained from MD simulations after solvent equilibration in DMPU³⁸ and after 80 ns of productive simulation; solvent molecules are omitted for clarity, the DP backbone is represented by the thick purple line. (b) Cross-sectional profile through the DP, showing the distribution of DMPU (blue; backbone indicated in green, DP branches omitted for clarity). (c) Time evolution of average C–C bond lengths in the middle of the chain (30 bonds) and at the two ends (15 bonds each).



Table 1 Summary of changes to backbone parameters shown in Fig. 7c and in the ESI (Fig. S37). Error ranges correspond to one standard deviation where applicable

Parameter	Beginning of simulation	End of simulation ^b	Change
End-to-end distance	208.9 nm ^a	214.7 nm	+2.8%
Average backbone dihedral angle (entire chain)	160° ^c	170.8°	+6.8%
Average backbone bond angle (entire chain)	113.1° ^c	116.6 ± 1.3°	+1.8%
Average backbone bond length (entire chain)	1.574 Å ^c	1.603 ± 0.004 Å	+3.1%
Average backbone bond length (30 bonds in the middle)	1.58 Å ^a	1.68 ± 0.01 Å	+6.3%
Average backbone bond length (15 + 15 bonds at chain ends)	1.57 Å ^a	1.61 ± 0.01 Å	+2.5%

^a Time-average during $t = 0-10$ ns. ^b Time-average during $t = 70-80$ ns.

^c Starting value at $t = 0$ ns, directly after equilibration.

when compared to standard scission conditions (*i.e.* in the presence of DMPU alone, see Fig. 8c). Furthermore, unlike in all other cases of $g = 5$ DP scission, neither GPC (Fig. 8c) nor MALDI-TOF-MS (see ESI, Fig. S40†) provided any indication for macromonomer formation.

Discussion

Main-chain scission in charged DPs

The divergent synthesis of $\text{PG}_{g_n}^{\text{NH}_3\text{Boc}}$ usually relies on the preparation of a polyelectrolytic intermediate (most commonly $\text{PG}_{g_n}^{\text{NH}_3\text{TFA}}$). After synthetic attempts to produce $\text{PG}_{6_n}^{\text{NH}_3\text{Boc}}$ resulted in short, oligomeric products instead of the desired long polymers, it became clear that the polyelectrolytes of $g = 5$, such as $\text{PG}_{5_n}^{\text{NH}_3\text{TFA}}$ ($n \gg 50$) are unstable.²⁴ The initial hypothesis that peripheral charges are responsible for this instability motivated alterations in the synthetic strategy, eventually leading to the use of the Alloc instead of the Boc protecting group.³⁰ This change not only permitted the successful circumvention of main-chain scission, but also provided direct access to $\text{PG}_{500}^{\text{NH}_2}$. This charge-neutral intermediate offered a new tool to explore main-chain scission further, as it permitted for the controlled generation of polyelectrolytes *e.g.* by full protonation of $\text{PG}_{500}^{\text{NH}_2}$, which should result in backbone degradation according to the initial working hypothesis.

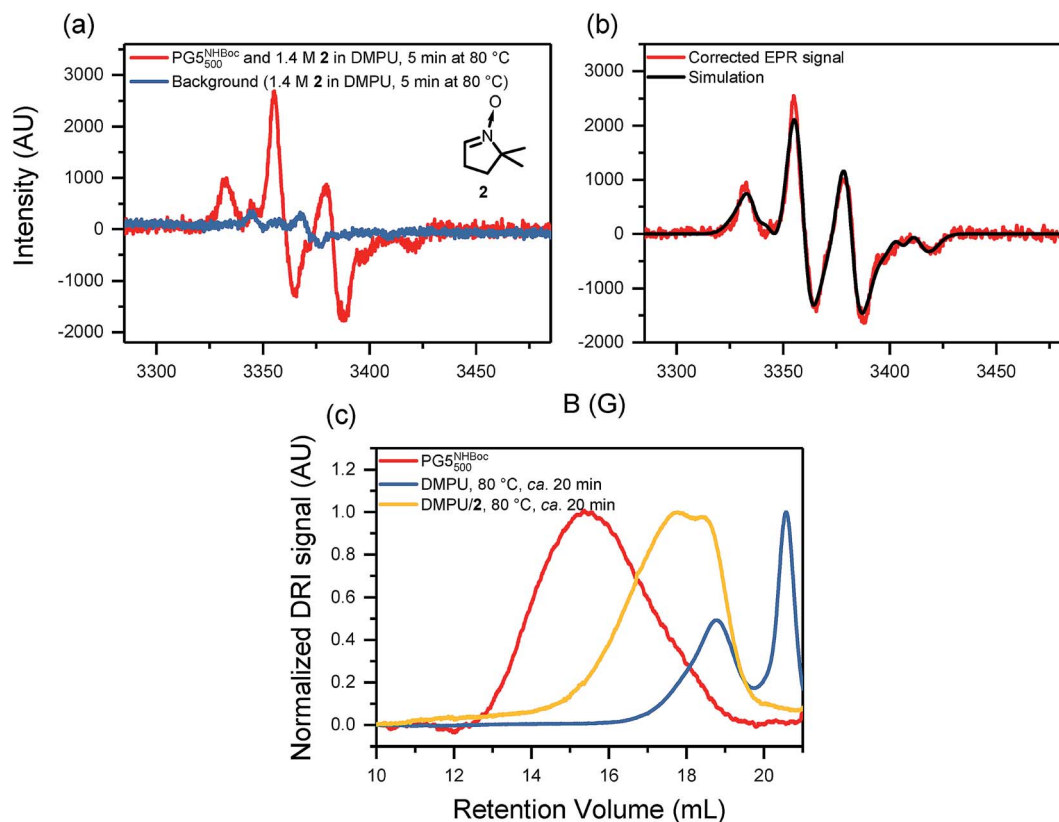


Fig. 8 (a) EPR spectra (200 K, X-band, 1 scan) after "hot solvent" treatment of $\text{PG}_{500}^{\text{NH}_3\text{Boc}}$ (ca. 5% w/v in 1.4 M DMPO/DMPU, 80 °C for 5 min). The inset shows the structure of the radical trapping agent DMPO (2). (b) Deconvolution of the background- and baseline-corrected EPR signal, consisting of 4 component radicals, see Fig. S41.† (c) GPC retention curves (DMF, 0.1% LiBr) of DPs isolated from EPR experiments after heating without and with a radical scavenger. Both samples were kept at 80 °C in DMPU for approx. 20 min.



The treatment of $PG5_{500}^{NH_2}$ with excess TFA (Scheme 1a, Fig. 2a, b and d) indeed resulted in main-chain scission. Furthermore, the Alloc-based protecting group chemistry made it possible to generate polyelectrolytes by protonation with weaker acids, the most straightforward option being DMBA, the allyl scavenger involved in the deprotection reaction. The protonation by this weak acid ($pK_a \approx 4.7$,³² producing $PG5_n^{NH_3DMBA}$, Scheme 1b) likewise led to main-chain scission (Fig. 2a, c and d). These results seemed to vindicate the initial hypothesis that peripheral charges are responsible for DP degradation at $g = 5$.

Conjecturing that main-chain scission might not be limited to positively charged DPs, we attempted similar experiments with negatively charged, carboxylate-bearing DPs generated from the ester-protected DP $PG5_{500}^{CO_2tBu}$. Though carboxylates certainly differ from ammonium cations in many aspects affecting charge-charge interactions (charge delocalization, counterion pairing, solvation *etc.*), still the generation of negative charges in the periphery of a DP such as $PG5_{500}^{CO_2H}$ was expected to result in scission, considering the ease with which the process occurs in $PG5_n^{NH_3TFA}$. We aimed to first prepare $PG5_{500}^{CO_2H}$ by removal of the *tert*-butyl group with TFA, and to then deprotonate the polyacid using ammonia, resulting in a polyelectrolyte, $PG5_n^{CO_2NH_4}$ (Scheme 1c).

To our surprise and counter to the working hypothesis, we found that the ester deprotection already resulted in a substantial reduction in main-chain length, as evidenced by AFM (Fig. 2e and f) and by DLS (Fig. 2h): $PG5_{500}^{CO_2H}$ was not obtained, even though peripheral carboxylic acids should be charge-neutral in the given medium (neat TFA). The effect of the subsequent treatment with ammonia to generate a negatively charged polyelectrolyte is uncertain: DLS measurements show little change in average particle size (Fig. 2h; $PG5_n^{CO_2H}$: $D_h \approx 19.5$ nm; $PG5_n^{CO_2NH_4}$: $D_h \approx 16$ nm). The reduction in particle size evident in AFM height images (Fig. 2f and g) might originate from differences in aggregation behavior between $PG5_n^{CO_2H}$ and $PG5_n^{CO_2NH_4}$.

The above results cast doubts on the initial working hypothesis, which were reinforced by other observations involving charged DPs: for structurally deficient DPs of $g > 5$ prepared previously, polyelectrolytic intermediates of the type $PG5_n^{NH_3TFA}$ were found to be stable, failing the expectation that the $g > 5$ DPs should be even more prone to “charge-induced” degradation than $PG5_n^{NH_3TFA}$, due to their higher numbers of peripheral charges. The surprising stability had been rationalized by structural defects resulting in reduced peripheral charge densities,³³ but for the recently prepared, more structurally perfect DPs of $g > 5$,³⁰ this argument cannot be applied: these DPs contain comparatively few structural defects, and the peripheral charge densities in the corresponding polyelectrolytes are higher than in $PG5_n^{NH_3TFA}$. However, the preparation of $g > 5$ polyelectrolytes, *e.g.* $PG6_{500}^{NH_3TFA}$ and $PG7_{500}^{NH_3TFA}$, proceeded without any backbone degradation.³⁰ $PG6_{500}^{NH_3TFA}$ does degrade in TFA at elevated temperatures, however the backbone of $PG7_{500}^{NH_3TFA}$ remains intact even under such harsh conditions (see ESI, Fig. S3†).

Our initial working hypothesis that peripheral charges are responsible for the degradation of $g = 5$ polyelectrolytes was

therefore inadequate: the results discussed above suggest that peripheral charges affect the backbone stability of DPs to a degree, but that there is a more fundamental cause behind main-chain scission.

Main-chain scission in non-charged DPs

Further insights into main-chain scission were gained by closer examination of a serendipitous discovery: during synthesis and handling of $PG5_n^{NHBOc}$, DPs are usually not subjected to temperatures > 45 °C. In an attempt to prepare highly concentrated solutions of $PG5_{\sim 500}^{NHBOc}$ ($\sim 20\%$ w/w in DMF), the DP-solvent mixture was heated to *ca.* 60 °C to accelerate dissolution. Alarmingly, the resulting solution was of very low viscosity, which GPC and AFM analysis revealed to be due to a drastic decrease in chain length (see ESI, Fig. S7†).

Following this readily reproduced finding, a number of factors of potential relevance to this process of “hot solvent” mediated main-chain scission were investigated as shown in the Results section and in the accompanying ESI (Section 4†). The nature of the solvent (Fig. 3a and b), the ultimate temperature (Fig. 3c and d), the dendritic generation number g (Fig. 4a), the nature of the peripheral groups (Fig. 4b) and the dendritic structural perfection (Fig. 4c and d) were found to impact the outcome of scission experiments significantly.

Among these factors, particularly solvent/temperature and g are of crucial importance: “hot solvent” mediated main-chain scission has only been observed for polar-aprotic solvents (Fig. 3a). The temperature above which scission occurs varies by solvent, ranging from room temperature for DMPU to ≥ 60 °C for DMF (see ESI, Fig. S11†). In all polar-aprotic solvents, the extent of scission increases with the ultimately reached temperature, and already degraded samples undergo further backbone scission when subjected to even higher temperatures (Fig. 4c and d). No scission at all was found to occur in other solvent classes, including alcohols, moderately polar aprotic, chlorinated, and aromatic solvents (Fig. 3b). One key difference between all of these solvent classes and the polar-aprotics is that the latter are chemically quite similar to the dendritic branchwork. Previous investigations employing a solvatochromic probe suggested that the polar-aprotic solvents are particularly good swelling agents for DPs of the type $PG5_n^{NHBOc}$.³⁸

The g dependence of the “hot solvent” mediated process (Fig. 4a) closely matches that of the degradation in polyelectrolytic DPs: in both cases, only DPs of $g = 5$ readily undergo main-chain scission. While degradation has been induced in neutral DPs of $g = 3-7$ (see Fig. 6) and in polyelectrolytes of $g = 4-6$ (see ESI† and ref. 24), however very harsh conditions are necessary to cause the degradation of $g \neq 5$ DPs.

Swelling as a common, underlying cause of main-chain scission

The solvent- and g -dependence of scission and the similarities between the “hot solvent” and “charge induced” main-chain scission processes led us to formulate a new hypothesis: the



fundamental cause behind main-chain scission in dendronized polymers is solvent swelling.

Main-chain scission only occurs in the presence of good swelling agents,[¶] such as TFA^{||} or the polar-aprotic solvents akin to DMF and DMPU. Backbone degradation also only occurs in an intermediate range of steric congestion (Fig. 4a): DPs of $g < 5$ are more readily accessible to solvent than their higher g homologs, but solvent swelling does not result in significant strain on the polymer backbone, as there is sufficient space to accommodate the swelling agent within the DP branchwork. $g = 5$ DPs are still open to some solvent swelling, but the combined steric demand of the bulky dendritic side chains and the added swelling agent apparently exerts sufficient tension to break the DP backbone. The side chains of $g > 5$ DPs are even bulkier, however effects of essentially dense intramolecular packing become apparent for these polymers, which are near to $g_{\max} \approx 6-7$:²⁹ no or only very little swelling occurs, even with good swelling agents such as DMPU or TFA. Rather, all solvent interactions take place in the periphery, much like in a dense colloid. Consequently, solvation of these very high g DPs is not accompanied by internal rearrangements of the dendritic matter, and no scission occurs, as little additional intramolecular tension results from dispersing such molecular objects in a solvent.

The above hypothesis is corroborated by a number of other factors which were studied for the “hot solvent” mediated variety of swelling-induced main-chain scission: first, the polymer concentration (Fig. 5a) and (moderate) shear (Fig. 5b) were not found to alter the outcome of degradation experiments. This suggests that forces acting on the DP molecules (either transmitted through entanglements in a gel or applied externally by stirring or shaking) do not significantly affect main-chain scission. In this, the essentially mechanochemical activation of DP backbones is different from other swelling-induced degradation reactions of polymeric materials. Rather than in individual molecules, such phenomena have been observed previously in cross-linked gels^{13,19} and in dense polymer brushes attached to surfaces.³⁹⁻⁴¹ In contrast to DPs, these topologies feature points outside a scissile polymer segment – *i.e.*, cross-links and attachment points – against which the forces caused by the swelling of the overall structure can brace. In DPs, the forces ultimately leading to backbone degradation appear to originate from within the solvent-swollen polymer segment itself, and it is not necessary to apply external force for a sufficiently swollen DP segment to undergo scission.

Second, there is some influence of peripheral substitution: generally, DPs with bulkier peripheral groups undergo more severe degradation under identical external conditions. For instance, PG5₅₀₀^{CO₂tBu} behaves very similarly to the “workhorse” polymer of this study, PG5₅₀₀^{NH₃Boc}, and consequently undergoes main-chain scission *e.g.* at room temperature in DMPU. PG5₅₀₀^{CO₂Me}, bearing sterically less demanding terminal groups, requires more forcing conditions, and only degrades when heated to >80 °C (Fig. 4b, also see corresponding chromatograms and Fig. S18d in the ESI[†]).

Third, it was found that structural perfection impacts scission: recently prepared, structurally virtually perfect DPs of $g =$

6 or $g = 7$ (ref. 30) do not undergo main-chain scission, whereas their cousins prepared by older synthetic routes^{33,42} do experience some degradation (Fig. 4c and d). Crucially, while the former are essentially densely packed, the latter are structurally deficient, and consequently their structures are looser and more accessible to swelling agents. The differences in structural perfection were determined using defect labeling^{34,35} and are owed to the different modes of synthesis of these two series of DPs as discussed elsewhere.^{30,33} Structural perfection and the accessibility of such high g DPs to solvent relate closely to the question whether such high g DPs can be considered molecular colloidal particles.³⁰

Solvent swelling as the cause for scission is further corroborated by an MD simulation of a DP of $g = 5$ (PG5₁₀₀^{NH₃Boc}) in DMPU as shown in Fig. 7. The penetration of the solvent into the DP structure is accompanied by significant internal rearrangements. Swelling is associated with a contraction of the overall DP diameter (Fig. 7b, also see ESI, Fig. S36[†]) and an elongation of the DP (Fig. 7a). The overall extension of the simulated DP (Fig. 7a and Table 1) is caused by significant changes not only in backbone conformation (average C–C–C dihedral angles increase), but also by changes in fundamental bonding parameters, namely C–C–C bond angles and C–C bond lengths. The changes are most drastic in middle of this short DP chain (Fig. 7c): under confinement to locally cylindrical geometry, C–C bonds experience an average extension of 6.3% over the course of swelling. Meanwhile, the bonds at the chain ends are stretched less (+2.5% on average), as the dendrons they bear are not subject to the geometric restrictions present in the middle of the chain.

An analysis of the different energy terms shows a $\sim 20\%$ increase of the stretching and bending contributions by the end of the productive simulation trajectory ($t = 80$ ns). Although this is partially compensated for by the favourable DMPU \cdots DP interaction arising from solvent penetration, the increase in the bonding contributions clearly reflects substantial strain on the backbone due to swelling. At the end-point of simulation, the force applied to individual strained bonds in the middle segment amounts to 2.7 ± 0.3 nN, with peaks reaching up to 2.9 ± 0.2 nN (see ESI, Fig. S38[†]). The mechanochemical literature reports that tensions of $\sim 2-3$ nN are sufficient for bond rupture in macromolecules,⁴³⁻⁴⁷ suggesting that no external stress (originating *e.g.* in shear fields^{48,49}) in addition to swelling is necessary to induce DP main-chain scission. It should however be noted that the harmonic potentials used in MD simulations⁵⁰ cannot appropriately capture the electronic changes necessarily involved in bond breaking.

As the above paragraphs mainly dealt with neutral species, some additional comments regarding polyelectrolytic DPs are required. Prior MD simulations of PG5₇₅^{NH₃TFA} (Fig. 2b) in aqueous solution³⁷ suggested that coulombic repulsion between peripheral ammonium cations leads to a porous, water-swollen DP structure. Similarly, the degradation of PG5_n^{NH₃DMPBA} might be due to swelling of the DP structure by DMSO and NMP (which are good swelling agents) promoted by the unfolding of the DP structure due to charge–charge repulsion. Similar reasoning can be applied to cases where TFA induces scission



(Fig. 2c, ref. 24), and additionally TFA is a fairly strong acid ($pK_a \approx 0.5$) – strong enough to partially protonate free amides, potentially generating charges in the interior of the DP structure.** Even if no additional protonation occurs, TFA appears to be an excellent swelling agent: $PG5_n^{NH_3, TFA}$ degrades to shorter fragments†† than $PG5_n^{NH_3, DMBA}$ (Fig. 2d), and the deprotection of $PG5_{500}^{CO_2, tBu}$ results in main-chain scission even though in that case peripheral charges are not present. Solvent swelling must play a significant role in all these degradation processes, as the non-swelling polyelectrolytic DPs of $g > 5$ do not undergo backbone scission. Overall however, the picture for charged DPs is still somewhat murky, and further investigation of the relevant factors is necessary.

Mechanistic insights into main-chain scission

The investigation of main-chain scission in charge-neutral DPs has not only provided deeper insights into the causes of main-chain scission, but has also permitted mechanistic conclusions. Swelling-induced main-chain scission in general should follow the course already proposed for the specific case of “charge-induced” degradation, which was thought to proceed by backbone scission, followed by some depolymerization of the active chain end and finally either by reactive termination or loss of driving force for the depolymerization reaction.²⁴ For the degradation of $PG5_n^{NH_3, TFA}$, this was previously demonstrated by the presence of macromonomer in the scission product mixtures, detected by MALDI-TOF-MS and by ¹H-NMR spectroscopy.²⁴ For the case of “hot solvent” mediated main-chain scission of charge-neutral DPs, macromonomer was similarly found to be produced: in all scission experiments of $g = 5$ DPs, a secondary peak was observed in GPC, at much higher retention volumes than the oligomeric product fraction. Similar peaks were also observed in the “hot solvent” treatment of PGg_n^{NHBOc} with $g = 3, 4, 6,$ and 7 (Fig. S21†). The retention volume of the second peak was found to decrease consistently with increasing g (Fig. 6a), suggesting well-defined, small molecule scission products the masses of which are related to that of the DP repeating unit. This supposition was readily confirmed by MALDI-TOF-MS: for all DPs of $g \leq 5$, the principal ion either corresponded to an adduct of the macromonomer of the respective DP or else was very close in mass (*e.g.* Fig. 4c; see ESI for all mass spectra and a detailed evaluation, Fig. S22–S31, Table S3†). For the case of $PG5_n^{NHBOc}$, scission products were also investigated by ¹H-NMR spectroscopy, and again signals in the olefinic spectral region suggested the presence of macromonomer (see ESI, Fig. S32†). For $PG6_{500}^{NHBOc}$ and $PG7_{500}^{NHBOc}$, MALDI-TOF-MS showed no clear peaks. This is likely due to a combination of poor detection efficiency for the heavy ions (expected $M > 20$ kDa) and poor ionization efficiency, perhaps in part promoted by interdigitation of the few generated macromonomers with the remaining polymer.

EPR spectroscopy provided even deeper insights into the process of main-chain scission. Swelling-induced main-chain scission is essentially a mechanochemical process.^{4,51,52} For DP swelling, the forces exerted onto the polymer backbone are generated internally rather than applied externally, as is

possible *e.g.* by bulk crushing or milling,^{53–55} by sonochemical activation^{56–58} or by surface adhesion forces.^{44,45,59} Under external application of rupturing forces, polymer backbones usually undergo chain-centered homolytic scission^{57,60,61} (unless *e.g.* an off-center mechanophore is incorporated),⁴ and the resulting radicals can be detected and characterized by EPR spectroscopy.^{53–55} By vitrification of an ongoing DP degradation reaction ($PG5_n^{NHBOc}$ in DMPU at 80 °C), we found a low concentration of transient radicals by EPR spectroscopy (see ESI, Fig. S39a†). A significantly improved signal was obtained when the degradation proceeded in the presence of a radical trapping reagent (DMPO, **2**, see Fig. 8a). The deconvolution of the EPR signal indicates that at least four different radical adducts are generated (Fig. 8b, see ESI, Fig. S41 & Table S4,† for details). Due to the very broad lines, the present data unfortunately does not permit for the identification and structural assignment of concrete radical species.

While this directly confirms our long-held suspicion that a radical process is involved in DP main-chain scission, backbone bond heterolysis (though likely subject to a much higher activation barrier than homolysis) should not be discounted out of hand, particularly as DP degradation proceeds exclusively in very polar media (polar-aprotic solvents, TFA). In the presence of a radical trapping agent, though, no depolymerization occurs, as evidenced by the lack of a secondary peak at $RV \approx 20.5$ mL in the GPC retention curves of the scission products obtained from EPR studies (Fig. 8c). Likewise, MALDI-TOF-MS of the scission products (see ESI, Fig. S40†) did not indicate the formation of macromonomer. An alternative polar pathway therefore seems unlikely, as the active chain ends generated in bond heterolysis should be able to depropagate and produce macromonomer even in the presence of **2**. The presence of a shoulder when depropagation of chain ends is prevented by reaction with **2** suggests that chain scission proceeds in a chain-centered manner, similar to *e.g.* sonication-induced polymer degradation.^{56,57} Shoulders observed in other cases (*e.g.* Fig. 2d and 5c) may likewise correspond to different degrees of chain-centered fragmentation, though the occurrence of depropagation complicates the interpretation of those fragment populations.

The results discussed above form the following overall mechanistic picture of DP scission: the swelling of the dendritic branchwork of a suitable DP results in an increased steric demand of the already bulky side chains. The repulsive forces between neighbouring dendrons are transmitted to and concentrated in the backbone *via* the branched side chain structures.⁵² As the backbone represents the point of balance between neighbouring dendrons, the main chain rather than some side chain ruptures. The strained backbone bonds undergo homolysis, and the resulting radicals depropagate, expelling the corresponding macromonomer.†† Depropagation proceeds until the radical chain end is quenched chemically (*e.g.* by dioxygen) or until the driving force disappears, *e.g.* through spatial rearrangement of the dendrons at the newly formed chain end.



Summary

Since the material presented above covers a fairly large range of interrelated results, we would like to summarize the most salient points. Initial experiments with charged DPs (Fig. 2a–d) supported our previous working hypothesis, which had proposed coulombic repulsion between peripheral charges as the determining factor in DP main-chain scission. However, the stability of $g > 5$ polyelectrolytes³⁰ and degradation in the acid-mediated deprotection of PG5_n^{CO₂tBu} (forming a nominally charge-neutral product, Fig. 2e, f and h) contradicted this hypothesis, and suggested that the main cause of main-chain scission must be sought elsewhere.

The discovery and subsequent investigation of scission in charge neutral DPs – without any peripheral chemical reactions occurring – provided key evidence in the search for an alternative explanation (Fig. 3–6). In striking similarity to DP scission involving charged species, it was found that DPs of $g = 5$ suffer degradation in the presence of polar-aprotic solvents, mostly at elevated temperatures. Very limited backbone scission could be provoked in DPs of $g \neq 5$, but only at much higher temperatures. The strong dependence of DP degradation on g (Fig. 4a) and the solvent (Fig. 3a and b) suggested that swelling of the dendritic branches is the root cause behind main-chain scission. The impact (or lack thereof) of a number of other factors (temperature, dendritic structural perfection, peripheral substitution, shear, concentration; Fig. 4b–d and 5) confirmed this notion, and an MD simulation of a $g = 5$ DP in a good swelling agent demonstrated that solvent uptake is connected to substantial strain on the DP backbone (Fig. 7, Table 1). Using EPR spectroscopy and a radical trapping agent, it was shown that degradation proceeds initially *via* homolytic C–C bond scission along the backbone, followed by partial depolymerization (Fig. 8). This is consistent with an essentially mechanochemical process, induced by internally generated tension on the polymer backbone, exerted by the inherently very bulky and additionally solvent-swollen dendritic side chains.

Swelling as the root cause for scission not only explains the observations made for neutral DPs, but can also readily accommodate the degradation of charged DPs: TFA in particular is likely an excellent swelling agent for DPs, in addition to protonating peripheral amines *e.g.* in the deprotection of PG5_n^{NHBoc}. Scission also occurs upon protonation of terminal amines by weak electrolytes such as DMBA because coulombic repulsion among peripheral groups opens the DP structure to additional solvent swelling.

Conclusions & outlook

Solvent-swelling induced main-chain scission is essentially caused by chain-internal mechanical stress and thereby stands apart from classical chain degradation reactions: it is not caused by external mechanical forces, nor by chemical reactants attacking the backbone, nor is it related to an intrinsic temperature instability of the backbone. DP chain scission also differs from scission phenomena observed previously in polymer networks^{13,19} and brushes,^{39–41} where scission is

topologically restricted to segments braced between cross-links or against attachment points. Rather, DP backbone scission is the consequence of endowing an individual linear polymer with densely packed, compact side groups. This dense functionalization has been enabled by divergent dendritic synthesis which uses highly efficient amide bond formation chemistry.^{25,30} Similar solvent instabilities might well be observed in other very densely functionalized macromolecules, such as hypergraft⁶² or bottle-brush⁵⁹ polymers.

The observation that DP main chain scission occurs most readily at $g = 5$ – just below the onset of dense packing at the projected maximum dendritic generation $g_{\max} \approx 6$ (ref. 29) – reinforces the notion that DPs of such high g are essentially molecular colloids: DPs of $g > 5$ are densely packed and only interact with solvent peripherally. DPs of $g = 5$ still offer the possibility of interaction that is more than superficial, but for solvents which strongly interact with the DP branchwork, swelling results in substantial stresses on the polymer backbone and therefore leads to main-chain scission. In contrast, $g < 5$ DPs more closely resemble standard linear polymers, in that they can by and large accommodate solvent swelling without backbone degradation.

The parameter space for the investigation of DP degradation is large. The work presented here mainly used the example of PG5₅₀₀^{NHBoc}. In-depth investigations regarding charged DPs and the purposeful variation of structural parameters such as repeating unit spacing, dendron tether length, and peripheral substitution may deliver further insights into DP main-chain scission. Particularly the functionalization of DPs with groups providing LCST/UCST behavior will be of great interest.⁶³ The knowledge of degradation tendencies may also prove synthetically useful in the preparation of $g > 6$, high P_n DPs in the quest towards individual macromolecules of GDa molar mass.

Conflicts of interest

The authors declare no conflicts of interest.

Acknowledgements

We would like to express our gratitude to Prof. Nicholas Spencer (ETH Zürich) for access to AFM instrumentation, Dr Thomas Schweizer (ETH Zürich) for conducting and evaluating rheological measurements, and the personnel at MoBIAs (particularly Louis Bertschi, ETH Zürich) for MALDI-TOF-MS. CA's and OB's research is funded by MINECO (MAT2015-69367-R), AGAUR (2017 SGR 359) and ICREA Foundation ("ICREA Academia" to CA). DM and ADS thank ETH Zürich for financial support.

Notes and references

‡ MeCN is fairly polar, but a very poor solvent for DPs of the type PG_n^{NHBoc}. Their mixtures with MeCN remain cloudy even at reflux, while the other solvents listed in Fig. 3a and b afforded clear solutions at 80 °C.



§ In hindsight, this finding is not surprising: DMPU had been selected as a prospective solvent for the synthesis of PG6^{NH₅₀₀Boc} from PG5^{NH₅₀₀Alloc} in earlier studies, however, main-chain scission was found to occur; see the ESI for ref. 30, p. 39, freely available at <https://pubs.acs.org/doi/10.1021/acs.macromol.8b00891>.

¶ Since DPs are polymers with a significant diameter and a rather clear separation between “interior” and “exterior”, some comment should be made on the difference between solvents and swelling agents, which becomes particularly pertinent at high *g*: many solvents are capable of dispersing DPs, but they are not necessarily good swelling agents, *i.e.* capable of penetrating deeply into the dendritic branchwork. This is true *e.g.* for methylene chloride, a very good solvent but a rather poor swelling agent (see ref. 38). A potential example of the opposite case is TFA, which appears to be an excellent swelling agent, but a poor solvent. Polaraprotics such as DMF and DMPU are both good swelling agents and good solvents. || Protonation of internal amides likely contributes to the swelling in the case of TFA; see main text for further discussions on the influence of charges.

** The impact of inter-dendron interactions such as hydrogen bonds on the basicity of the amides is uncertain.

†† For TFA, the shortest fragments observed ($n \approx 40$ –50) of all main-chain scission reactions were observed, suggesting a possible lower chain length boundary on swelling-induced scission.

‡‡ A discussion of possible mechanisms involved in backbone scission and the generation of macromonomers may be found in the ESI.†

- B. M. Fanconi, Chain Scission and Mechanical Failure of Polyethylene, *J. Appl. Phys.*, 1983, **54**(10), 5577–5582.
- G. A. V. Timóteo, G. J. M. Fechine and M. S. Rabello, Stress Cracking and Photodegradation Behavior of Polycarbonate. The Combination of Two Major Causes of Polymer Failure, *Polym. Eng. Sci.*, 2008, **48**(10), 2003–2010.
- J. Verdu, Structural Changes Caused by Oxidation, in *Oxidative Ageing of Polymers*, John Wiley & Sons, Inc., Hoboken, NJ, USA, 2013, pp. 163–201.
- J. Li, C. Nagamani and J. S. Moore, Polymer Mechanochemistry: From Destructive to Productive, *Acc. Chem. Res.*, 2015, **48**(8), 2181–2190.
- G. Geuskens, F. Debie, M. S. Kabamba and G. Nedelkos, New Aspects of the Photooxidation of Polyolefins, *Polym. Photochem.*, 1984, **5**(1–6), 313–331.
- F. Gugumus, Mechanisms of Photooxidation of Polyolefins, *Macromol. Mater. Eng.*, 1990, **176**, 27–42.
- B. L. Banik, P. Fattahi and J. L. Brown, Polymeric Nanoparticles: The Future of Nanomedicine, *Wiley Interdiscip. Rev.: Nanomed. Nanobiotechnol.*, 2016, **8**(2), 271–299.
- K. M. El-Say and H. S. El-Sawy, Polymeric Nanoparticles: Promising Platform for Drug Delivery, *Int. J. Pharm.*, 2017, **528**, 675–691.
- K. Nakamura, *Photopolymers: Photoresist Materials, Processes, and Applications*, CRC Press, 2014.
- Y. Chen, Nanofabrication by Electron Beam Lithography and Its Applications: A Review, *Microelectron. Eng.*, 2015, **135**, 57–72.
- D. S. Achilias, Chemical Recycling of Poly(Methyl Methacrylate) by Pyrolysis. Potential Use of the Liquid Fraction as a Raw Material for the Reproduction of the Polymer, *Eur. Polym. J.*, 2007, **43**(6), 2564–2575.
- D. S. Achilias, I. Kanellopoulou, P. Megalokonomos, E. Antonakou and A. A. Lappas, Chemical Recycling of Polystyrene by Pyrolysis: Potential Use of the Liquid Product for the Reproduction of Polymer, *Macromol. Mater. Eng.*, 2007, **292**, 923–934.
- C. K. Lee, C. E. Diesendruck, E. Lu, A. N. Pickett, P. A. May, J. S. Moore and P. V. Braun, Solvent Swelling Activation of a Mechanophore in a Polymer Network, *Macromolecules*, 2014, **47**, 2690–2694.
- A. R. Sulkanen, J. Sung, M. J. Robb, J. S. Moore, N. R. Sottos and G. Liu, Spatially Selective and Density-Controlled Activation of Interfacial Mechanophores, *J. Am. Chem. Soc.*, 2019, **141**, 4080–4085.
- M. J. Robb, T. Ann Kim, A. J. Halmes, S. R. White, N. R. Sottos and J. S. Moore, Regioisomer-Specific Mechanochromism of Naphthopyran in Polymeric Materials Scheme 1. Transformation of Naphthopyran into a Colored Merocyanine Species Is Accomplished Using Mechanical Force A, *J. Am. Chem. Soc.*, 2016, **138**, 12328–12331.
- T. Ann Kim, M. J. Robb, J. S. Moore, S. R. White and N. R. Sottos, Mechanical Reactivity of Two Different Spiropyran Mechanophores in Polydimethylsiloxane, *Macromolecules*, 2018, **51**, 9177–9183.
- K. Imato, T. Kanehara, T. Ohishi, M. Nishihara, H. Yajima, M. Ito, A. Takahara and H. Otsuka, Mechanochromic Dynamic Covalent Elastomers: Quantitative Stress Evaluation and Autonomous Recovery, *ACS Macro Lett.*, 2015, **4**, 1307–1311.
- L. Wang, W. Zhou, Q. Tang, H. Yang, Q. Zhou, X. Zhang, L. Wang, W. Zhou, Q. Tang, H. Yang, *et al.*, Rhodamine-Functionalized Mechanochromic and Mechanofluorescent Hydrogels with Enhanced Mechanoresponsive Sensitivity, *Polymers*, 2018, **10**(9), 994.
- J. M. Clough, J. Van Der Gucht and R. P. Sijbesma, Mechanoluminescent Imaging of Osmotic Stress-Induced Damage in a Glassy Polymer Network, *Macromolecules*, 2017, **50**, 2043–2053.
- Y. Yuan, W. Yuan and Y. Chen, Recent Advances in Mechanoluminescent Polymers, *Sci. China Mater.*, 2016, **59**(6), 507–520.
- W. Yuan, Y. Yuan, F. Yang, M. Wu and Y. Chen, Improving Mechanoluminescent Sensitivity of 1,2-Dioxetane-Containing Thermoplastic Polyurethanes by Controlling Energy Transfer across Polymer Chains, *Macromolecules*, 2018, **51**, 9019–9025.
- G. A. Filonenko, J. A. M. Lugger, C. Liu, E. P. A. van Heeswijk, M. M. R. M. Hendrix, M. Weber, C. Müller, E. J. M. Hensen, R. P. Sijbesma and E. A. Pidko, Tracking Local Mechanical Impact in Heterogeneous Polymers with Direct Optical Imaging, *Angew. Chem., Int. Ed.*, 2018, **57**(50), 16385–16390.
- Y. Yuan, W. Chen, Z. Ma, Y. Deng, Y. Chen, Y. Chen and W. Hu, Enhanced Optomechanical Properties of Mechanochemiluminescent Poly(Methyl Acrylate) Composites with Granulated Fluorescent Conjugated Microporous Polymer Fillers, *Chem. Sci.*, 2019, **10**, 2206–2211.
- H. Yu, A. D. Schlüter and B. Zhang, Main-Chain Scission of a Charged Fifth-Generation Dendronized Polymer, *Helv. Chim. Acta*, 2012, **95**(12), 2399–2410.



- 25 B. Zhang, R. Wepf, K. Fischer, M. Schmidt, S. Besse, P. Lindner, B. T. King, R. Sigel, P. Schurtenberger, Y. Talmon, *et al.*, The Largest Synthetic Structure with Molecular Precision: Towards a Molecular Object, *Angew. Chem., Int. Ed.*, 2011, **50**(3), 737–740.
- 26 P. G. de Gennes and H. Hervet, Statistics of “Starburst” Polymers, *J. Phys., Lett.*, 1983, **44**(3), 351–360.
- 27 D. A. Tomalia, A. M. Naylor and W. A. Goddard, Starburst Dendrimers: Molecular-Level Control of Size, Shape, Surface Chemistry, Topology, and Flexibility from Atoms to Macroscopic Matter, *Angew. Chem., Int. Ed.*, 1990, **29**(2), 138–175.
- 28 M. Rubinstein and R. H. Colby, *Polymer Physics*, Oxford University Press, 2003.
- 29 B. Zhang, R. Wepf, M. Kröger, A. Halperin and A. D. Schlüter, Height and Width of Adsorbed Dendronized Polymers: Electron and Atomic Force Microscopy of Homologous Series, *Macromolecules*, 2011, **44**(17), 6785–6792.
- 30 D. Messmer, M. Kröger and A. D. Schlüter, Pushing Synthesis towards the Maximum Generation Range of Dendritic Macromolecules, *Macromolecules*, 2018, **51**(14), 5420–5429.
- 31 A. D. Schlüter, A. Halperin, M. Kröger, D. Vlassopoulos, G. Wegner and B. Zhang, Dendronized Polymers: Molecular Objects between Conventional Linear Polymers and Colloidal Particles, *ACS Macro Lett.*, 2014, **3**(10), 991–998.
- 32 N. I. Korotkikh, A. H. Cowley, J. A. Moore, N. V. Glinyanaya, I. S. Panov, G. F. Rayenko, T. M. Pekhtereva and O. P. Shvaika, Reaction of 1-*Tert*-Butyl-3,4-Diphenyl-1,2,4-Triazol-5-Ylidenes with a Malonic Ester, *Org. Biomol. Chem.*, 2008, **6**(1), 195–199.
- 33 H. Yu, A. D. Schlüter and B. Zhang, Synthesis of High Generation Dendronized Polymers and Quantification of Their Structure Perfection, *Macromolecules*, 2014, **47**(13), 4127–4135.
- 34 L. Shu, I. Gössl, J. P. Rabe and A. D. Schlüter, Quantitative Aspects of the Dendronization of Dendronized Linear Polystyrenes, *Macromol. Chem. Phys.*, 2002, **203**, 2540–2550.
- 35 B. Zhang, H. Yu, A. D. Schlüter, A. Halperin and M. Kröger, Synthetic Regimes Due to Packing Constraints in Dendritic Molecules Confirmed by Labelling Experiments, *Nat. Commun.*, 2013, **4**, 1993.
- 36 A. Zhang, L. Wei and A. D. Schlüter, Narrowly Distributed Dendronized Polymethacrylates by Reversible Addition-Fragmentation Chain Transfer (RAFT) Polymerization, *Macromol. Rapid Commun.*, 2004, **25**(7), 799–803.
- 37 O. Bertran, B. Zhang, A. D. Schlüter, M. Kröger and C. Alemán, Computer Simulation of Fifth Generation Dendronized Polymers: Impact of Charge on Internal Organization, *J. Phys. Chem. B*, 2013, **117**(19), 6007–6017.
- 38 C. Gstrein, B. Zhang, M. A. Abdel-Rahman, O. Bertran, C. Alemán, G. Wegner, A. D. Schlüter, A. Halperin, A. D. Schlüter, Y. Talmon, *et al.*, Solvatochromism of Dye-Labeled Dendronized Polymers of Generation Numbers 1–4: Comparison to Dendrimers, *Chem. Sci.*, 2016, **7**(7), 4644–4652.
- 39 S. Tugulu and A. Klok, Stability and Nonfouling Properties of Poly(Poly(Ethylene Glycol) Methacrylate) Brushes under Cell Culture Conditions, *Biomacromolecules*, 2008, **9**, 906–912.
- 40 A. Klok and J. Genzer, Expanding the Polymer Mechanochemistry Toolbox through Surface-Initiated Polymerization, *ACS Macro Lett.*, 2015, **4**, 636–639.
- 41 B. Lyu, W. Cha, T. Mao, Y. Wu, H. Qian, Y. Zhou, X. Chen, S. Zhang, L. Liu, G. Yang, *et al.*, Surface Confined Retro Diels–Alder Reaction Driven by the Swelling of Weak Polyelectrolytes, *ACS Appl. Mater. Interfaces*, 2015, **7**, 6254–6259.
- 42 H. Yu, A. D. Schlüter and B. Zhang, Synthesis of Dendronized Polymers by a “ $n + 2$ ” Approach, *Macromolecules*, 2012, **45**(21), 8555–8560.
- 43 T. Hugel, M. Grosholz, H. Clausen-Schaumann, A. Pfau, H. Gaub and M. Seitz, Elasticity of Single Polyelectrolyte Chains and Their Desorption from Solid Supports Studied by AFM Based Single Molecule Force Spectroscopy, *Macromolecules*, 2001, **34**, 1039–1047.
- 44 I. Park, S. S. Sheiko, A. Nese and K. Matyjaszewski, Molecular Tensile Testing Machines: Breaking a Specific Covalent Bond by Adsorption-Induced Tension in Brushlike Macromolecules, *Macromolecules*, 2009, **42**, 1805–1807.
- 45 S. S. Sheiko, F. C. Sun, A. Randall, D. Shirvanyants, M. Rubinstein, H.-I. Lee and K. Matyjaszewski, Adsorption-Induced Scission of Carbon-Carbon Bonds, *Nature*, 2006, **440**(9), 191–194.
- 46 S. Panyukov, E. B. Zhulina, S. S. Sheiko, G. C. Randall, J. Brock and M. Rubinstein, Tension Amplification in Molecular Brushes in Solutions and on Substrates, *J. Phys. Chem. B*, 2009, **113**, 3750–3768.
- 47 N. V. Lebedeva, F. C. Sun, H.-I. Lee, K. Matyjaszewski and S. S. Sheiko, “Fatal Adsorption” of Brushlike Macromolecules: High Sensitivity of C-C Bond Cleavage Rates to Substrate Surface Energy, *J. Am. Chem. Soc.*, 2008, **130**, 4228–4229.
- 48 J. A. Odell, A. Keller and Y. Rabin, Flow-induced Scission of Isolated Macromolecules, *J. Chem. Phys.*, 1988, **88**(6), 4022–4028.
- 49 J. A. Odell and A. Keller, Flow-Induced Chain Fracture of Isolated Linear Macromolecules in Solution, *J. Polym. Sci., Part B: Polym. Phys.*, 1986, **24**(9), 1889–1916.
- 50 J. Wang, R. M. Wolf, J. W. Caldwell, P. A. Kollman and D. A. Case, Development and Testing of a General Amber Force Field, *J. Comput. Chem.*, 2004, **25**(9), 1157–1174.
- 51 Y. Li and S. S. Sheiko, Molecular Mechanochemistry: Engineering and Implications of Inherently Strained Architectures, in *Topics in Current Chemistry*, Springer International Publishing, 2015, vol. 369, pp. 1–36.
- 52 J. L. Howard, Q. Cao and D. L. Browne, Mechanochemistry as an Emerging Tool for Molecular Synthesis: What Can It Offer?, *Chem. Sci.*, 2018, **9**, 3080–3094.
- 53 T. Kawashima, S. Shimada, H. Kashiwabara and J. Sohma, ESR Studies on the Molecular Mechanisms of Fracture of Polymers at Low Temperatures, *Polym. J.*, 1973, **5**(2), 135–143.
- 54 M. Sakaguchi and J. Sohma, ESR Evidence for Main-Chain Scission Produced by Mechanical Fracture of Polymers at



- Low Temperature, *J. Polym. Sci., Polym. Phys. Ed.*, 1975, **13**, 1233–1245.
- 55 M. Tabata, T. Miyazawa, O. Kobayashi and J. Sohma, Direct Evidence of Main-Chain Scissions Induced by Ultrasonic Irradiation of Benzene Solutions of Polymers, *Chem. Phys. Lett.*, 1980, **73**(1), 178–180.
- 56 Y. Li, Z. Niu, J. Burdyńska, A. Nese, Y. Zhou, Z. S. Kean, A. V. Dobrynin, K. Matyjaszewski, S. L. Craig and S. S. Sheiko, Sonication-Induced Scission of Molecular Bottlebrushes: Implications of the “Hairy” Architecture, *Polymer*, 2016, **84**, 178–184.
- 57 G. I. Peterson, K.-T. Bang and T.-L. Choi, Mechanochemical Degradation of Denpols: Synthesis and Ultrasound-Induced Chain Scission of Polyphenylene-Based Dendronized Polymers, *J. Am. Chem. Soc.*, 2018, **140**(27), 8599–8608.
- 58 Y. Li, Z. Niu, J. Burdyńska, A. Nese, Y. Zhou, Z. S. Kean, A. V. Dobrynin, K. Matyjaszewski, S. L. Craig and S. S. Sheiko, Sonication-Induced Scission of Molecular Bottlebrushes: Implications of the “hairy” Architecture, *Polymer*, 2016, **84**, 178–184.
- 59 N. V. Lebedeva, A. Nese, F. C. Sun, K. Matyjaszewski and S. S. Sheiko, Anti-Arrhenius Cleavage of Covalent Bonds in Bottlebrush Macromolecules on Substrate, *Proc. Natl. Acad. Sci. U. S. A.*, 2012, **109**(24), 9276–9280.
- 60 G. Gooberman, Ultrasonic Degradation of Polystyrene. Part 1. A Proposed Mechanism for Degradation, *J. Polym. Sci.*, 1960, **42**(139), 25–33.
- 61 J. Chakraborty, J. Sarkar, R. Kumar and G. Madras, Ultrasonic Degradation of Polybutadiene and Isotactic Polypropylene, *Polym. Degrad. Stab.*, 2004, **85**, 555–558.
- 62 C. Schüll and H. Frey, Controlled Synthesis of Linear Polymers with Highly Branched Side Chains by “Hypergrafting”: Poly(4-Hydroxy Styrene)-Graft-Hyperbranched Polyglycerol, *ACS Macro Lett.*, 2012, **1**(4), 461–464.
- 63 X. Sun, J.-P. Lindner, B. Bruchmann and A. D. Schlüter, Synthesis of Neutral, Water-Soluble Oligo-Ethylene Glycol-Containing Dendronized Homo- and Copolymers of Generations 1, 1.5, 2, and 3, *Macromolecules*, 2014, **47**(21), 7337–7346.

