






## ORIGINAL RESEARCH

# Immunomodulatory therapies for the treatment of SARS-CoV-2 infection: an update of the systematic literature review to inform EULAR points to consider

Alessia Alunno <sup>1</sup>, Aurélie Najm <sup>2</sup>, Xavier Mariette <sup>3</sup>,  
Gabriele De Marco <sup>4</sup>, Jenny Emmel,<sup>5</sup> Laura Mason,<sup>5</sup> Dennis G McGonagle,<sup>4</sup>  
Pedro M Machado <sup>6,7,8</sup>

**To cite:** Alunno A, Najm A, Mariette X, *et al*. Immunomodulatory therapies for the treatment of SARS-CoV-2 infection: an update of the systematic literature review to inform EULAR points to consider. *RMD Open* 2021;7:e001899. doi:10.1136/rmdopen-2021-001899

► Additional supplemental material is published online only. To view, please visit the journal online (<http://dx.doi.org/10.1136/rmdopen-2021-001899>).

AA and AN contributed equally.

AA and AN are joint first authors.

Received 26 August 2021  
Accepted 12 October 2021



© Author(s) (or their employer(s)) 2021. Re-use permitted under CC BY-NC. No commercial re-use. See rights and permissions. Published by BMJ.

For numbered affiliations see end of article.

## Correspondence to

Dr Alessia Alunno;  
alessia.alunno82@gmail.com

## ABSTRACT

**Objective** To update the EULAR 2020 systematic literature review (SLR) on efficacy and safety of immunomodulatory agents in SARS-CoV-2 infection.

**Methods** As part of a EULAR taskforce, a systematic literature search update was conducted from 11 December 2020 to 14 July 2021. Two reviewers independently identified eligible studies and extracted data on efficacy and safety of immunomodulatory agents used therapeutically in SARS-CoV-2 infection at any stage of disease. The risk of bias (RoB) was assessed with validated tools.

**Results** Of the 26 959 records, 520 articles were eligible for inclusion. Studies were mainly at high or unclear RoB. New randomised controlled trials (RCTs) on tocilizumab clarified its benefit in patients with severe and critical COVID-19, mainly if associated with glucocorticoids. There are emergent data on the usefulness of baricitinib and tofacitinib in severe COVID-19. Other therapeutic strategies such as the use of convalescent plasma and anti-SARS-CoV-2 monoclonal antibodies showed efficacy in subjects not mounting normal anti-SARS-CoV-2 antibody responses.

**Conclusion** This new SLR confirms that some immunomodulators (tocilizumab and JAK inhibitors) have a role for treating severe and critical COVID-19. Although better evidence is available compared with the previous SLR, the need of RCT with combination therapy (glucocorticoids+anti-cytokines) versus monotherapy with glucocorticoids still remains alongside the need for standardisation of inclusion criteria and outcomes to ultimately improve the care and prognosis of affected people. This SLR informed the 2021 update of the EULAR points to consider on the use of immunomodulatory therapies in COVID-19.

## INTRODUCTION

The SARS-CoV-2 pandemic has challenged the global healthcare system. Severe COVID-19 pneumonia is associated with

## Key messages

### What is already known about this subject?

- Several compounds with immunomodulatory activity have been tested in patients with SARS-CoV-2 infection at various stages of the disease.
- Randomised controlled trials (RCTs) are available only for a few immunomodulatory compounds/strategies, sometimes with conflicting results, and mostly for moderate to severe/critical COVID-19.

### What does this study add?

- By updating the previous systematic literature review (SLR), all the new RCTs published up until July 2021 were collected. The efficacy of glucocorticoids and tocilizumab in severe and critical COVID-19 was clarified and potentially new promising therapeutic approaches were described.
- There are emergent data on the usefulness of baricitinib and tofacitinib in severe COVID-19, mainly if associated with glucocorticoids.
- Other therapeutic strategies such as the use of convalescent plasma and anti-SARS-CoV-2 monoclonal antibodies seem to be useful only in selected subgroups of patients.

### How might this impact on clinical practice or further developments?

- This SLR informed the 2021 update of the EULAR points to consider for the use of immunomodulatory therapy in COVID-19.

inflammation and immunothrombosis that may be treatable with immunomodulatory therapies but optimal treatment and timing is incompletely understood. Our previous systematic literature review (SLR)<sup>1</sup> noted that despite the extremely large number of available studies, randomised controlled trials (RCTs) were few and most articles were of

lower level of evidence and at high risk of bias (RoB). Data on efficacy (or lack thereof) of some compounds such as hydroxychloroquine (HCQ) were consistent across studies; however, for other drugs, such as tocilizumab (TCZ), both positive and negative results were reported without a strong signal in either direction.<sup>1</sup> Furthermore, data emerging from the 'grey literature', either in full as preprints or in part via press releases, added a layer of complexity underscoring the evolving nature of COVID-19 where contradictory findings were often reported.

Since new studies are continuously published, overarching institutions regularly update their recommendations for the management of COVID-19.<sup>2,3</sup> Similarly, we conducted an update of our SLR in order to inform the 2021 update of the EULAR points to consider for the use of immunomodulatory therapy in COVID-19.

## METHODS

### Search methodology

Based on the same research questions of the original SLR and using the same systematic search strategy,<sup>1</sup> a search was performed in MEDLINE, Embase, The Cochrane Database of Systematic Reviews, CENTRAL and CINAHL. The search was conducted from 11 December 2020 (cut-off date of the previous SLR) to 14 July 2021. The PubMed Similar Articles tool was also used, and a crosscheck of the key scientific journals in general medicine and immunology was performed. Non-peer-reviewed literature was excluded given this SLR aimed at informing recommendations. However, given the rapid evolution of knowledge on COVID-19 treatment, a parallel hand search of 'grey literature', restricted to RCT not yet published in peer-reviewed journals but accessible in press releases or in extenso in preprint repositories, was performed. These not yet published RCTs are presented separately and were not used to inform the points to consider. We also conducted a new search to explore the efficacy and safety of anti-SARS-CoV-2 monoclonal antibodies (mAbs) in infected subjects up to 14 July 2021 (online supplemental text 1).

### Study selection, data collection and assessment of RoB

Original research articles of any study design, published in English, in peer-reviewed journals, addressing adults with proven SARS-CoV-2 infection treated with one or more immunomodulatory agent or with anti-SARS-CoV-2 mAbs, were eligible. Two reviewers (AA and AN) independently assessed titles and abstracts according to the predetermined eligibility criteria, followed by full-text review. Discrepancies were resolved by discussion and the task force methodologist (PMM) was consulted in the case of uncertainties. Data on patient characteristics, investigated drug and administration scheme, and comparators and outcomes were extracted, as in the previous SLR. Whenever possible, risk ratios (RRs) and

corresponding CIs were calculated. The RoB was assessed using validated tools.

## RESULTS

Of the 26959 records yielded by the search on immunomodulatory therapies, 711 were selected for full-text review and 3 additional articles were identified by hand-search. Of these, 520 articles on 33 therapeutic strategies met the inclusion criteria (online supplemental tables 1 and 2). Robust evidence was mostly available for moderate-to-severe/critical COVID-19.

Of the 275 records yielded by the search on anti-SARS-CoV-2 mAbs, 39 were selected for full-text review and 19 met the inclusion criteria (online supplemental table 3). The best evidence available for each compound is shown.

### RCT data in patients with moderate to severe/critical COVID-19

A total of 37 RCTs, all at high or unclear RoB, evaluating 14 therapeutic approaches in severe/critical COVID-19 were retrieved by the SLR (online supplemental table 4).

#### Antimalarials

Eleven new RCTs were retrieved by the SLR search update, adding to the existing eight RCTs on HCQ included in the previous SLR. Out of these 11 new studies, 4 have been stopped early for futility,<sup>4-7</sup> 2 have been stopped for harmful effects of one or several compounds in the intervention arms,<sup>8,9</sup> and 1 is underpowered,<sup>10</sup> hence the results are not described in this manuscript. Out of the six studies that included patients with moderate to severe COVID-19, one compared HCQ to chloroquine or ivermectine showing no efficacy on death, progression to invasive mechanical ventilation (IMV) or admission to intensive care unit (ICU) at day 90.<sup>11</sup> The second study explored the efficacy and safety of adding either HCQ, lopinavir-ritonavir or a combination of the two to standard of care (SOC) in critically ill patients.<sup>12</sup> One of the major findings of this trial is a significant reduction of survival in all three intervention arms compared with SOC (OR 0.65, 95% CI 0.45 to 0.95; OR 0.56, 95% CI 0.30 to 0.89; and OR 0.36, 95% CI 0.17 to 0.73, respectively), suggesting a harmful role of lopinavir-ritonavir and HCQ (tables 1 and 2).

#### Glucocorticoids

Three new RCTs on glucocorticoids (GCs) were retrieved by the SLR update. Unfortunately, all three studies failed to recruit the target number of subjects allowing the trials to be sufficiently powered and therefore were interrupted early and no conclusion could be drawn from the results.<sup>13-15</sup>

#### IL-6R inhibitors

The search update retrieved seven new RCTs on tocilizumab (TCZ)<sup>16-22</sup> including COVACTA,<sup>18</sup> REMAP-CAP,<sup>19</sup> RECOVERY,<sup>20</sup> EMPACTA<sup>22</sup> and the post hoc analysis of the CORIMUNO-TOCI-I trial at day 90 on the subgroup

**Table 1** Effect of immunomodulatory therapies on mortality. Results from randomized controlled trials in moderate to severe and critical COVID-19.

Drug	Author (ref)	Intervention comparator(s)	Timepoint (days)	N treated	N (% death)	RR (95% CI)	RoB	
Hydroxychloroquine	Galan <i>et al</i> <sup>11</sup>	HCQ+SOC	90	168	14 (22.2)	0.97 (0.5 to 1.9)*	High	
		CQ+SOC		61	13 (21.3)			
		Ivermectin+SOC		53	12 (23)			
Tocilizumab	REMAP-CAP <sup>12</sup>	HCQ +SOC	in-H	49	17 (35)	1.16 (0.76 to 1.75)†	Unclear	
		Lopinavir-ritonavir +SOC		249	88 (35)			
		Lopinavir-ritonavir +HCQ + SOC		26	13 (50)			
		SOC		353	106 (30)			
		TCZ+SOC	90	64	7 (11)			0.67 (0.28 to 1.61)
Sarilumab	Lescure <i>et al</i> <sup>23</sup>	SOC		67	11 (18)	1.13 (0.5 to 2.4)	Unclear	
		TCZ+SOC	45	22	2 (9)			0.26 (0.06 to 1.10)
		SOC		23	8 (35)			
		TCZ+SOC	28	2094	621 (31)			0.82 (0.75 to 0.90)
		SOC		2022	729 (35)			
		TCZ+SOC	21	353	98 (28)			0.79 (0.63 to 0.97)
		SOC		402	142 (36)			
		TCZ+SOC	28	294	58 (20)			1.01 (0.7 to 1.5)
		PBO+SOC		144	28 (20)			
		TCZ+SOC	28	249	26 (10)			1.22 (0.85 to 1.73)
Canakinumab	CAN-COVID <sup>27</sup>	PBO+SOC		128	11 (9)	0.68 (0.32 to 1.44)	Unclear	
		SARI200 +SOC	60	159	19 (11)			
		SARI400 +SOC		173	18 (10)			0.98 (0.5 to 2.1)
Colchicine	Lopes <i>et al</i> <sup>28</sup>	PBO+SOC		84	9 (11)	0.71 (0.58 to 0.86)	Unclear	
		SARI+SOC	21	42	10 (22)			
Tofacitinib	Guimarães <i>et al</i> <sup>30</sup>	SOC		402	142 (36)	0.49 (0.15 to 1.63)	Unclear	
		CANAK+SOC	29	223	11 (5)			
Mavrilimumab	Cremer <i>et al</i> <sup>36</sup>	PBO+SOC		222	16 (7)	0.23 (0.03 to 1.8)	High	
		COL+SOC	7	36	0 (0)			
		PBO+SOC		36	2 (5)			
		TOFA+SOC	28	144	4 (3)			
		PBO+SOC		145	8 (5)			
		MAV+SOC	60	21	1 (5)			
		SOC		19	4 (21)			

Continued

Table 1 Continued

Drug	Author (ref)	Intervention comparator(s)	Timepoint (days)	N treated	N (%) death	RR (95%CI)	RoB
Interferon beta	Darazan <i>et al</i> <sup>40</sup>	IFNbeta1a+SOC	21	20	4 (20)	0.4 (0.2 to 1.2)	High
		IFNbeta1b+SOC		20	6 (30)	0.7 (0.3 to 1.5)	
		SOC		20	9 (45)		
		IFNbeta +favipiravir	in-H	44	5 (11)	0.8 (0.3 to 2.6)	High
		HCQ		45	6 (13)		
Convalescent plasma	Balcells <i>et al</i> <sup>42</sup>	Early CP +SOC	14	28	5 (18)	2.68 (0.56 to 12.71)	High
		Differed/no CP+SOC		30	2 (7)		
Non-SARS-CoV-2 IVIG	Raman <i>et al</i> <sup>46</sup>	IVIG+SOC	28	50	0 (0)	-	High
		SOC		50	1 (2)		
Convalescent plasma	Pouladzadeh <i>et al</i> <sup>44</sup>	CP+SOC	30	30	3 (10)	0.60 (0.16 to 2.29)	High
		SOC		30	5 (17)		

Results from randomised controlled trials in moderate to severe and critical COVID-19. Relative risks are unadjusted and calculated by the authors using the data provided in the articles.

\*HCQ vs IVE.

†HCQ vs SOC.

CANAK, canakinumab; COL, colchicine; CP, convalescent plasma; CQ, chloroquine; HCQ, hydroxychloroquine; IFN, interferon; IVIG, intravenous immunoglobulins; MAV, mavrilimumab; PBO, placebo; RoB, risk of bias; RR, relative risk; SARI, sarilumab; SOC, standard of care; TCZ, tocilizumab; TOFA, tofacitinib.

**Table 2** Effect of immunomodulatory therapies on ventilation. Results from randomized controlled trials in moderate to severe and critical COVID-19.

Drug	Author (ref)	Intervention comparator(s)	Timepoint (days)	N treated	Results	RoB
Hydroxychloroquine	Galan <i>et al</i> <sup>11</sup>	HCQ+SOC	90	168	Patients requiring IMV 13 (21) 12 (21) 13 (23) HCQ vs IVE RR (95% CI) 0.83 (0.4 to 1.6)	High
		CQ+SOC		61		
		Ivermectin+SOC		53		
Tocilizumab	Mariette <i>et al</i> <sup>21</sup>	TCZ+SOC	90	64	IMV or death, subgroup CRP>15mg/dL, 18% 57% HR (95% CI) 0.18 (0.06 to 0.59)	Unclear
		SOC		67		
	RECOVERY <sup>20</sup>	TCZ+SOC	28	2094	Non-IMV subgroup progression to IMV or death 35% 42% RR (95% CI) 0.84; 0.77 to 0.92	Unclear
		SOC		2022		
	REMAP-CAP <sup>19</sup>	TCZ+SOC	21	353	CV and respiratory organ support-free days OR (95% credible interval) 1.64 (1.25 to 2.14)	Unclear
	SOC		402			
COVACTA <sup>18</sup>	TCZ+SOC	28	294	Clinical status on 7-point ordinal scale -1.0; 95% CI -2.5 to 0; p=0.31	Unclear	
	PBO+SOC		144			
EMPACTA <sup>22</sup>	TCZ+SOC	TCZ+SOC	28	249	Progression to IMV or death: HR (95% CI) 0.56 (0.33 to 0.97)	Unclear
		PBO+SOC		128		
Sarilumab	Lescure <i>et al</i> <sup>23</sup>	SARI 200 +SOC	60	159	Need of NIV/IMV 26 (20); RR (95% CI) 1.06 (0.6 to 1.9); 33 (30); RR (95% CI) 1.2 (0.7 to 2.2) 13 (19)	Unclear
		SARI 400 +SOC		173		
		PBO+SOC		84		
	REMAP-CAP <sup>19</sup>	SARI+SOC	21	42	CV and respiratory organ support-free days OR (95% credible interval) 1.76 (1.17 to 2.91)	Unclear
	SOC		402			
Canakinumab	CAN-COVID <sup>27</sup>	CANAK+SOC	29	223	Patients alive not requiring IMV 198 (89) 191 (86) p=0.29	Unclear
		PBO+SOC		222		
Colchicine	Lopes <i>et al</i> <sup>28</sup>	COL+SOC	7	36	Need of oxygen therapy 3 (9) 15 (42) RR (95% CI) 0.2 (0.06 to 0.63)	High
		PBO+SOC		36		
Tofacitinib	Guimarães <i>et al</i> <sup>30</sup>	TOFA+SOC	28	144	Death or respiratory failure 26 (18) 42 (29) RR (95% CI) 0.63 (0.4 to 0.97)	Unclear
		PBO+SOC		145		
Mavrilimumab	Cremer <i>et al</i> <sup>36</sup>	MAV+SOC	60	21	Need of IMV 5 (24) 4 (21) RR (95% CI) 1.13 (0.3 to 3.6)	High
		SOC		19		
Interferon beta	Darazan <i>et al</i> <sup>40</sup>	IFNbeta1a+SOC	21	20	IMV 7 (35%) in each of the three patient groups	High
		IFNbeta1b+SOC		20		
		SOC		20		
Convalescent plasma	Balcells <i>et al</i> <sup>42</sup>	Early CP +SOC	14	28	IMV 5 (18) 2 (7) RR (95% CI) 3.04 (0.54 to 17.17)	High
		Differed/no CP+SOC		30		
Non-SARS-CoV-2 IVIG	Raman <i>et al</i> <sup>46</sup>	IVIG+SOC	28	50	Days on IMV, mean (SD) 2.4 (0.9) 4.5 (2.7) p=0.01	High
		SOC		50		

Results from randomised controlled trials in moderate to severe and critical COVID-19.

CANAK, canakinumab; COL, colchicine; CP, convalescent plasma; CQ, chloroquine; CRP, C reactive protein; CV, cardiovascular; HCQ, hydroxychloroquine; IFN, interferon; IMV, invasive mechanical ventilation; IVIG, intravenous immunoglobulins; MAV, mavrilimumab; NIV, non-invasive ventilation; PBO, placebo; RoB, risk of bias; RR, relative risk; SARI, sarilumab; SOC, standard of care; TCZ, tocilizumab; TOFA, tofacitinib.

of patients with C reactive protein (CRP) >150mg/L.<sup>21</sup> Among these studies, REMAP-CAP<sup>19</sup> (n=353 TCZ +SOC, n=42 SARI+SOC, n=402 SOC) RECOVERY<sup>20</sup> (n=2094

TCZ +SOC group and n=2022 in SOC group) and the post hoc analysis of CORIMUNO-TOCI-1<sup>21</sup> (n=64 TCZ +SOC and n=67 SOC) showed a reduction of death

at Day 28 (RR 0.82, 95% CI 0.75 to 0.90), day 21 (RR 0.27, 95% CI 0.12 to 0.72) and day 90 (CORIMUNO-TOCI-1 in patients with CRP >150mg/L), respectively (RR 0.64, 95% CI 0.25 to 1.65). Of note, in all these studies except the post hoc analysis of CORIMUNO-TOCI-1,<sup>21</sup> where patients received only oxygen between 3 and 15 L, at baseline the patients were receiving oxygen (26% to 46%), NIV (31% to 48%) or MV (5%–30%). In addition to the efficacy on death, reduction of progression to MV or death at day 21<sup>20</sup> or day 90<sup>21</sup> in CORIMUNO-TOCI-1 in patients with CRP >150mg/L or an increase in cardiovascular or respiratory support-free days<sup>19</sup> were observed. COVACTA<sup>18</sup> comparing TCZ +SOC (n=294) to PBO+SOC (n=144) did not show any efficacy on death at day 28 (RR 1.01, 95% CI 0.7 to 1.5) or improvement of clinical outcome (RR 1.01, 95% CI 0.7 to 1.5). The study from Soin *et al*<sup>16</sup> did not show efficacy on death or disease progression at day 14 or day 28.

Of note, all studies except Soin *et al* were evaluated at unclear RoB. One study was underpowered and therefore results are not detailed.<sup>17</sup>

The evidence regarding sarilumab is scarcer as the search retrieved two RCTs at unclear RoB; one comparing sarilumab to SOC,<sup>19</sup> and the other comparing sarilumab to PBO.<sup>23</sup> The REMAP-CAP trial<sup>19</sup> included a small arm comparing sarilumab (n=44 patients) to SOC (n=402); most patients in the sarilumab arm were receiving NIV (48%) at baseline. The study showed a reduction in death and CV and respiratory organ support-free days (RR 1.76, 95% CI 1.17 to 2.91).<sup>18</sup> The other RCT<sup>23</sup> compared two dosages of sarilumab (200 and 400mg) to PBO, and showed no efficacy on death (Sari 200: RR 1.13, 95% CI 0.5 to 2.4; Sari 400: RR 0.98, 95% CI 0.5 to 2.1), progression to MV (Sari 200: RR 1.06, 95% CI 0.6 to 1.9; Sari 400: RR 1.2, 95% CI 0.7 to 2.2) or admission to ICU (Sari 200: RR 0.83, 95% CI 0.3 to 2.1; Sari 400: RR 1.2, 95% CI 0.5 to 2.7).

Of note, there is a high heterogeneity among trials in terms of the proportion of patients receiving GCs as part of SOC. An important difference was observed between trials starting before and after the positive results of the GC arm of the RECOVERY trial.<sup>24</sup> It is noteworthy that while in two positive RCTs, a high percentage of patients were receiving GCs (82% to 93%),<sup>19 20</sup> in an important negative trial, COVACTA,<sup>18</sup> which failed to show efficacy in reducing death or improving clinical status, only up to 50% of patients were receiving GCs. In addition, a recent RCT meta-analysis published in JAMA concluded that TCZ reduced all-cause mortality (OR 0.83, 95% CI 0.72 to 0.94) and progression to MV, ECMO or death (OR 0.74, 95% CI 0.66 to 0.82) at day 28.<sup>25</sup>

Of interest, when analysing the subgroup of patients receiving GCs compared with those who did not, death at day 28 was only significantly reduced in the TCZ group receiving GCs (RR 0.77, 95% CI 0.68 to 0.87)  $p=0.008$  but neither in the TCZ group not receiving GCs (RR 1.06, 95% CI 0.85 to 1.33) nor in the SARI group regardless of their GCs status (RR 0.77, 95% CI 0.64 to 1.31,  $p=0.34$ ).

### IL-1 inhibitors

As far as anakinra is concerned, only one study at high RoB was retrieved by the search update. This corresponded to a preprint that was subsequently published during the preparation of this manuscript.<sup>26</sup> This study included patients with COVID-19 pneumonia and soluble urokinase plasminogen activator elevations at 6ng/mL or above, which is considered as a predictor of unfavourable outcome. In this population, anakinra 100mg subcutaneous for 7–10 days increased the number of patients recovered (RR 1.9, 95% CI 1.5 to 2.5), according to the WHO 11-point clinical progression ordinal scale, and decreased mortality at day 28: 3.2% vs 6.9% (HR=0.45,  $p=0.045$ ).

Regarding canakinumab, no RCT was retrieved by the search update but while writing this manuscript the CAN-COVID study was published<sup>27</sup> and it demonstrated that the addition of canakinumab to SOC did not provide any benefit on survival at 29 days.

### Colchicine

The SLR identified one small RCT at high RoB.<sup>28</sup> The study reported that colchicine 0.5mg three times per day for 5 days followed by 0.5mg two times per day for 5 days in addition to SOC was able to reduce the duration of hospitalisation and the need of oxygen therapy. However, no significant effect was observed with regard to admission to ICU. In addition, it is important to mention that the colchicine arm of the RECOVERY trial closed in March 2021 since an interim analysis demonstrated no convincing evidence that further recruitment would provide conclusive evidence of benefit in any prespecified subgroup.<sup>29</sup>

### JAK inhibitors

One RCT<sup>30</sup> comparing tofacitinib or placebo in addition to SOC reported a significant improvement of the composite outcome of respiratory failure or mortality at day 28 (RR 0.63, 95% CI 0.41 to 0.97) in a population where the large majority of patients (about 90%) received GCs as part of SOC.

Regarding baricitinib, the SLR retrieved no RCT but important information emerged from the grey literature. The addition of baricitinib to SOC, where the large majority of patients received GC as part of SOC, proved ineffective in improving the composite outcome of progression to NIV/IMV or death by day 28 (OR 0.85, 95% CI 0.67 to 1.08;  $p=0.18$ ) (COV-BARRIER trial published as a preprint on 3 May 2021 and subsequently published in a peer-reviewed journal while preparing this manuscript).<sup>31</sup> However, the study found a decrease of 28-day all-cause mortality: 8% vs 13% (HR 0.57; 95% CI 0.41 to 0.78;  $p=0.0018$ ). Finally, with regard to the combination of baricitinib and remdesivir, the Fourth iteration of the Adaptive COVID-19 Treatment Trial (ACTT-4) comparing baricitinib +remdesivir+placebo versus remdesivir +dexamethasone+placebo met predefined futility criteria in an interim analysis hence closed enrolment in

April 2021. This was announced by a press release and interim data are not available.<sup>32</sup>

A small multiple ascending dose study of the inhaled pan-JAK inhibitor nezulcitinib provided encouraging, although not significant results, on mortality and progression to IMV in hospitalised patients with COVID-19 requiring oxygen therapy and receiving GC as part of SOC.<sup>33</sup> Nezulcitinib 3 mg is currently under investigation in a larger trial.<sup>34</sup> No new RCT data on other JAKs were retrieved but the negative RUXCOVID trial data were published on 21 June 2021 on clinicaltrials.gov website and demonstrated that the addition of ruxolitinib to SOC did not provide any benefit on any clinical outcome at day 28.<sup>35</sup>

### GM-CSF inhibitors

In the previous SLR, no RCTs on granulocyte-macrophage colony-stimulating factor (GM-CSF) inhibitors were identified. The update allowed identifying a small RCT investigating mavrilimumab in addition to SOC in hospitalised patients with COVID-19 receiving oxygen therapy or NIV but not IMV.<sup>36</sup> This study did not provide evidence of efficacy for this treatment strategy but one RCT identified in the grey literature showed a 65% reduction in risk of IMV/death ( $p=0.02$ ) and a marked, although not significant, reduction in risk of death with mavrilimumab versus placebo ( $p=0.07$ ).<sup>37</sup> The search in the grey literature also provided information on another GM-CSF inhibitor, lenzilumab, which was used in addition to SOC in hypoxic hospitalised patients (receiving or not oxygen therapy) was superior to placebo +SOC in improving survival without ventilation. Of interest, patients with CRP <150 mg/L and age <85 years were those who had the greatest benefit from lenzilumab.<sup>38</sup> In addition, a press release reported on the GM-CSF inhibitor otilimab and the data of a preplanned analysis of the OSCAR trial.<sup>39</sup> Patients aged 70 and over receiving otilimab in addition to SOC had a higher probability of being alive and free of respiratory failure at day 28 compared with those in the same age range receiving placebo in addition to SOC. Furthermore, 60-day mortality was significantly lower in otilimab-treated patients aged 70 and over.

### Type I interferons

Two small RCTs at high RoB did not observe any benefit after adding interferon beta to SOC.<sup>40 41</sup>

### Convalescent plasma and non-SARS-CoV-2 immunoglobulins

Five RCTs (two at high and two at unclear RoB) were retrieved by the search update and one of them was underpowered.<sup>42–45</sup> None of the studies showed clear efficacy on mortality or other major clinical outcomes by adding convalescent plasma to SOC. One small RCT at high RoB on the use of non-SARS-CoV-2 immunoglobulins was also retrieved by the search update showed some benefit in reducing hospital or ICU stay.<sup>46</sup>

### Anti-SARS CoV-2 monoclonal antibodies

The new SLR identified one RCT enrolling hospitalised patients with moderate-to-severe COVID-19 and assessing bamlavimab monotherapy.<sup>47</sup> The study failed to provide any benefit on clinical outcomes (eg, 90-day mortality).

### RCT data in patients with mild COVID-19 (non-hospitalised or hospitalised without oxygen therapy)

Two RCTs assessing HCQ in patients with mild to moderate COVID-19 were retrieved (table 3). One was stopped for futility,<sup>48</sup> while the other one compared two therapeutic strategies: HCQ or favipiravir in a small sample of hospitalised patients ( $n=50$  in each group) with mild to moderate disease not receiving oxygen supplementation, showing no efficacy on SARS-CoV-2 PCR negativity development or regression of abnormal radiography.<sup>49</sup> The latter article was retracted while preparing this manuscript.<sup>50</sup>

A large RCT at unclear RoB enrolling non-hospitalised patients with mild COVID-19 demonstrated weak improvement of the composite outcome death or hospitalisation with colchicine.<sup>51</sup>

Two small RCTs, one at high and one at unclear RoB, did not detect any differences following the administration of one dose of PEG-IFN lambda or placebo in non-hospitalised patients with mild COVID-19.<sup>52 53</sup>

Finally, the administration of one dose of PEG IFN- $\alpha$ 2b instead of placebo in addition to SOC allowed a higher number of hospitalised patients with moderate COVID-19 to achieve clinical improvement on day 15.<sup>54</sup>

As far as mAb against the SARS-CoV-2 spike protein are concerned, the SLR identified three RCTs enrolling non-hospitalised patients with mild to moderate COVID-19.<sup>55–57</sup> The combination of bamlanivimab and etesevimab, as well as of casirivimab and imdevimab administered within the first week after symptom onset was able to significantly reduce viral load. However, casirivimab and imdevimab were effective only in patients seronegative at baseline. Conversely, bamlanivimab monotherapy failed to significantly reduce viral load in non-hospitalised patients. In addition, the results of the antiviral arm of the RECOVERY trial, retrieved in the grey literature,<sup>58</sup> showed that casirivimab and imdevimab are also able to reduce 28-day mortality in seronegative patients (rate ratio=0.80, 95% CI 0.70 to 0.91,  $p=0.0010$ ).

### Data from observational studies and case reports

As summarised in online supplemental table 2 for several compounds, no RCTs were retrieved by the SLR update. Among these, two studies deserve to be commented being the only few of this kind available so far. Two retrospective trials at high of bias compared the efficacy of methylprednisolone (MTP  $\geq 1$  mg/kg/day)<sup>54</sup> or 250–500 mg for  $\geq 3$  days) versus dexamethasone (DEXA  $\geq 6$  mg for  $\geq 7$  days). Both studies showed a reduction of death in the group treated with MTP. For the study by Ko *et al.*<sup>59</sup> only the subgroup receiving IMV had a lower RR (0.480, 95% CI 0.235 to 0.956),<sup>54</sup> while in the study from Pinson *et al.*<sup>60</sup> the mortality

**Table 3** Effect of immunomodulatory therapies in mild-to-moderate COVID-19. Results from randomized controlled trials.

Drug	Author (ref)	Intervention comparator(s)	Timepoint (days)	N treated	Results	RoB
Hydroxychloroquine	Dabbous <i>et al</i> <sup>49</sup>	HCQ	14	50	2 successive negative SARS-CoV-2 PCR tests 48 hours apart RR (95% CI) 1.17 (0.8 to 1.7)	High
		Favipiravir		50		
Colchicine	Tardif <i>et al</i> <sup>51</sup>	COL	30	2235	RR (95% CI) Death 0.56 (0.19 to 1.66) Hospitalisation 0.75 (0.57 to 0.99) IMV 0.50 (0.23 to 1.07)	Unclear
		PBO		2253		
PEG-interferon alpha	Pardit <i>et al</i> <sup>54</sup>	PEG-IFN alpha +SOC	15	20	Clinical improvement (WHO 7-point ordinal scale) p<0.05	High
		SOC		20		
PEG-interferon lambda	Jagannathan <i>et al</i> <sup>52</sup>	PEG-IFN lambda-1a	28	60	Time to cessation of viral shedding p=0.29	Unclear
		PBO		60		
	Feld <i>et al</i> <sup>53</sup>	PEG-IFN lambda-1a	7	30	Negative RT-PCR, RR (95% CI) 1.26 (0.9 to 1.7) Improvement of respiratory symptoms p=0.06	High
		PBO		30		

Results from randomised controlled trials.

COL, colchicine; HCQ, hydroxychloroquine; IMV, invasive mechanical ventilation; PBO, placebo; PEG-IFN, pegylated interferon; RoB, risk of bias; RR, relative risk; RT-PCR, real time PCR; SOC, standard of care.

and transfer to ICU were numerically lower, although no statistical tests were presented.

## DISCUSSION

The update of the SLR demonstrated that although a higher number of RCTs is now available assessing new immunomodulatory compounds, a knowledge gap on some therapeutic strategies and on mild-to-moderate COVID-19 still exists and too many low quality/low level of evidence studies are being published. We therefore focused our attention on RCTs and not on observational studies that are still included in the SLR and reported for the sake of comprehensiveness but not discussed in detail in this manuscript.

The new RCTs demonstrated that tocilizumab and some JAK inhibitors, such as baricitinib and tofacitinib, are effective, particularly in association with GC. The role of tocilizumab was unclear based on the results gathered in the previous SLR since there was no strong positive signal in papers published in peer-reviewed journals while the largest positive study, the REMAP-CAP, had only been published as a preprint. The additional data from the tocilizumab arm of the RECOVERY trial, the post hoc analysis of the CORIMUNO-19 TOCI-1 and the meta-analysis of RCTs published in the JAMA helped clarifying the scenario. Likewise, anti-IL6 receptor antibodies have received a strong recommendation from WHO in patients with severe and critical COVID-19.<sup>61</sup>

As far as JAK inhibitors are concerned, the previous SLR included an article supporting the efficacy of baricitinib in combination with remdesivir and no evidence

on tofacitinib was available. In this new SLR, the results from the COV-BARRIER trial with baricitinib and from an independent tofacitinib trial point to a possible JAK inhibition therapeutic application of these compounds, at least in some subgroups of patients (patients on oxygen, including high flow oxygen) but the grey literature pointed to non-efficacy of JAK-2 inhibition. Likewise, selected patients may benefit from other strategies such as convalescent plasma and anti-viral monoclonal antibodies that seem to find a role only in seronegative patients with early disease.

It is important to note that heterogeneity across studies, in terms of outcomes, timepoints and SOC protocols still remains, although to a lesser extent. In particular, after the publication of the results from the GC arm of the RECOVERY trial, GCs were implemented in most SOC protocols and this allowed to better understand the potential of combining them with anti-cytokine molecules in RCTs, although with the limitation of this not being a predefined study arm.

Furthermore, recently published studies may still include patient cohorts enrolled during the first wave and therefore with all the major pitfalls highlighted in our previous SLR.<sup>1</sup>

In conclusion, this SLR informed the EULAR initiative to update the points to consider on the use of immunomodulatory therapies in COVID-19.<sup>62</sup> Although better evidence is available compared with the previous SLR, the need for RCT with combination therapy (GC +anti-cytokines) versus monotherapy with GC still remains alongside the need for standardisation of inclusion



criteria and outcomes to ultimately improve the care and prognosis of affected people.

### Author affiliations

<sup>1</sup>Internal Medicine and Nephrology Unit, Department of Life, Health & Environmental Sciences, University of L'Aquila, L'Aquila, Italy

<sup>2</sup>Institute of Infection, Immunity and Inflammation, College of Medical Veterinary and Life Sciences, University of Glasgow, Glasgow, UK

<sup>3</sup>Department of Rheumatology, Université Paris-Saclay, Assistance Publique-Hôpitaux de Paris, Hôpital Bicêtre, INSERM UMR1184, Le Kremlin-Bicêtre, France

<sup>4</sup>Leeds Institute of Rheumatic and Musculoskeletal Medicine, University of Leeds & The NIHR Leeds Biomedical Research Centre, Chapel Allerton Hospital, Leeds, UK

<sup>5</sup>Library & Evidence Research Centre, Medical Education, Leeds Teaching Hospitals NHS Trust, Leeds UK, Leeds, UK

<sup>6</sup>National Institute for Health Research (NIHR) University College London Hospitals (UCLH) Biomedical Research Centre (BRC), University College London Hospitals (UCLH) NHS Foundation Trust, London, UK

<sup>7</sup>Department of Rheumatology, Northwick Park Hospital, London North West University Healthcare NHS Trust, London, UK

<sup>8</sup>Centre for Rheumatology & Department of Neuromuscular Diseases, University College London, London, UK

**Twitter** Aurélie Najm @AurelieRheumo and Pedro M Machado @pedrommachado

**Contributors** All authors contributed and finally approved the current manuscript. AA and AN equally contributed and are joint first Authors. AA is the guarantor of this work.

**Funding** This work was funded by the European Alliance of Associations for Rheumatology (EULAR), formerly the European League Against Rheumatism (CL1122). PMM is supported by the National Institute for Health Research (NIHR) University College London Hospitals (UCLH) Biomedical Research Centre (BRC).

**Disclaimer** The views expressed are those of the authors and not necessarily those of the (UK) National Health Service, NIHR or the Department of Health.

**Competing interests** AN, JE, LM and GDM have nothing to declare. AA is a member of RMD Open Editorial Board, XM is a member of RMD Open Editorial Board and has received consulting and/or speaker's fees from BMS, Eli Lilly, Galapagos, Gilead, GSK, Janssen, Novartis, Pfizer, Servier and UCB, all unrelated to this manuscript. DMG has received consulting and/or speaker's fees from AbbVie, BMS, Celgene, Eli Lilly, Janssen, MSD, Novartis, Pfizer, Roche and UCB, all unrelated to this manuscript. PMM is a member of RMD Open Editorial Board and has received consulting and/or speaker's fees from AbbVie, BMS, Celgene, Eli Lilly, Galapagos, Janssen, MSD, Novartis, Orphazyme, Pfizer, Roche and UCB, all unrelated to this manuscript.

**Patient consent for publication** Not applicable.

**Provenance and peer review** Not commissioned; externally peer reviewed.

**Data availability statement** No data are available. Not applicable.

**Open access** This is an open access article distributed in accordance with the Creative Commons Attribution Non Commercial (CC BY-NC 4.0) license, which permits others to distribute, remix, adapt, build upon this work non-commercially, and license their derivative works on different terms, provided the original work is properly cited, appropriate credit is given, any changes made indicated, and the use is non-commercial. See: <http://creativecommons.org/licenses/by-nc/4.0/>.

### ORCID iDs

Alessia Alunno <http://orcid.org/0000-0003-1105-5640>

Aurélien Najm <http://orcid.org/0000-0002-6008-503X>

Xavier Mariette <http://orcid.org/0000-0002-4244-5417>

Gabriele De Marco <http://orcid.org/0000-0003-2406-161X>

Pedro M Machado <http://orcid.org/0000-0002-8411-7972>

### REFERENCES

- Alunno A, Najm A, Mariette X. Immunomodulatory therapies for SARS-CoV-2 infection: a systematic literature review to inform EULAR points to consider. *Ann Rheum Dis* 2021;80.
- WHO. COVID-19 clinical management: living guidance. Available: <https://www.who.int/publications/i/item/WHO-2019-nCoV-clinical-2021-1>
- Coronavirus disease 2019 (COVID-19) treatment guidelines. Available: <https://www.covid19treatmentguidelines.nih.gov/>
- Ader F, Peiffer-Smadja N, Poissy J, et al. An open-label randomized controlled trial of the effect of lopinavir/ritonavir, lopinavir/ritonavir plus IFN-β-1a and hydroxychloroquine in hospitalized patients with COVID-19. *Clin Microbiol Infect* 2021. doi:10.1016/j.cmi.2021.05.020. [Epub ahead of print: 26 May 2021].
- Brown SM, Peltan I, Kumar N, et al. Hydroxychloroquine versus azithromycin for hospitalized patients with COVID-19. Results of a randomized, active comparator trial. *Ann Am Thorac Soc* 2021;18:590–7.
- Reis G, Moreira Silva EADS, Medeiros Silva DC, et al. Effect of early treatment with hydroxychloroquine or lopinavir and ritonavir on risk of hospitalization among patients with COVID-19: the together randomized clinical trial. *JAMA Netw Open* 2021;4:e216468.
- Sivapalan P, Suppli Ulrik C, Sophie Lapperre T, et al. Azithromycin and hydroxychloroquine in hospitalised patients with confirmed COVID-19-a randomised double-blinded placebo-controlled trial. *Eur Respir J* 2021. doi:10.1183/13993003.00752-2021. [Epub ahead of print: 03 Jun 2021].
- Schwartz I, Boesen ME, Cerchiaro G, et al. Assessing the efficacy and safety of hydroxychloroquine as outpatient treatment of COVID-19: a randomized controlled trial. *CMAJ Open* 2021;9:E693–702.
- Réa-Neto Álvaro, Bernardelli RS, Câmara BMD, et al. An open-label randomized controlled trial evaluating the efficacy of chloroquine/hydroxychloroquine in severe COVID-19 patients. *Sci Rep* 2021;11:9023.
- Barratt-Due A, Olsen IC, Nezvalova-Henriksen K, et al. Evaluation of the Effects of Remdesivir and Hydroxychloroquine on Viral Clearance in COVID-19 : A Randomized Trial. *Ann Intern Med* 2021;174:1261–9.
- Galan LEB, Santos NMD, Asato MS, et al. Phase 2 randomized study on chloroquine, hydroxychloroquine or ivermectin in hospitalized patients with severe manifestations of SARS-CoV-2 infection. *Pathog Glob Health* 2021;115:235–42.
- Arabi YM, Gordon AC, Derde LPG, et al. Lopinavir-ritonavir and hydroxychloroquine for critically ill patients with COVID-19: REMAP-CAP randomized controlled trial. *Intensive Care Med* 2021;47:867–86.
- Corral-Gudino L, Bahamonde A, Arnaiz-Revillas F, et al. Methylprednisolone in adults hospitalized with COVID-19 pneumonia. *Wien Klin Wochenschr* 2021;133:303–11.
- Tang H-J, Lai C-C. The association between corticosteroid uses and mortality among severe COVID-19 patients. *J Infect* 2021;82:e24.
- Jamaati H, Hashemian SM, Farzanegan B, et al. No clinical benefit of high dose corticosteroid administration in patients with COVID-19: a preliminary report of a randomized clinical trial. *Eur J Pharmacol* 2021;897:173947.
- Soin AS, Kumar K, Choudhary NS, et al. Tocilizumab plus standard care versus standard care in patients in India with moderate to severe COVID-19-associated cytokine release syndrome (COVINTOC): an open-label, multicentre, randomised, controlled, phase 3 trial. *Lancet Respir Med* 2021;9:511–21.
- Wang D, Fu B, Peng Z, et al. Tocilizumab in patients with moderate or severe COVID-19: a randomized, controlled, open-label, multicenter trial. *Front Med* 2021;15:486–94.
- Rosas IO, Bräu N, Waters M. Tocilizumab in hospitalized patients with severe Covid-19 pneumonia. *N Engl J Med* 2021.
- REMAP-CAP Investigators, Gordon AC, Mouncey PR, et al. Interleukin-6 receptor antagonists in critically ill patients with Covid-19. *N Engl J Med* 2021;384:1491–502.
- RECOVERY Collaborative Group. Tocilizumab in patients admitted to hospital with COVID-19 (recovery): a randomised, controlled, open-label, platform trial. *Lancet* 2021;397:1637–45.
- Mariette X, Hermine O, Tharaux P-L, et al. Effectiveness of tocilizumab in patients hospitalized with COVID-19: a follow-up of the CORIMUNO-TOCI-1 randomized clinical trial. *JAMA Intern Med* 2021;181:1241–1243.
- Salama C, Han J, Yau L, et al. Tocilizumab in patients hospitalized with Covid-19 pneumonia. *N Engl J Med* 2021;384:20–30.
- Lescure F-X, Honda H, Fowler RA, et al. Sarilumab in patients admitted to hospital with severe or critical COVID-19: a randomised, double-blind, placebo-controlled, phase 3 trial. *Lancet Respir Med* 2021;9:522–32.
- RECOVERY Collaborative Group. Dexamethasone in hospitalized patients with Covid-19. *N Engl J Med* 2021;384.
- WHO Rapid Evidence Appraisal for COVID-19 Therapies (REACT) Working Group, Shankar-Hari M, Vale CL, et al. Association between administration of IL-6 antagonists and mortality among patients hospitalized for COVID-19: a meta-analysis. *JAMA* 2021;326:499–518.

- 26 Kyriazopoulou E, Poulakou G, Milionis H. Early treatment of COVID-19 with anakinra guided by soluble urokinase plasminogen receptor plasma levels: a double-blind, randomized controlled phase 3 trial. *Nat Med* 2021.
- 27 Caricchio R, Abbate A, Gordeev I, *et al.* Effect of canakinumab vs placebo on survival without invasive mechanical ventilation in patients hospitalized with severe COVID-19: a randomized clinical trial. *JAMA* 2021;326:230-239.
- 28 Lopes MI, Bonjorno LP, Giannini MC, *et al.* Beneficial effects of colchicine for moderate to severe COVID-19: a randomised, double-blinded, placebo-controlled clinical trial. *RMD Open* 2021;7.
- 29 Recovery trial closes recruitment to colchicine treatment for patients hospitalised with COVID-19. Available: <https://www.recoverytrial.net/news/recovery-trial-closes-recruitment-to-colchicine-treatment-for-patients-hospitalised-with-covid-19>
- 30 Guimarães PO, Quirk D, Furtado RH. Tofacitinib in patients hospitalized with Covid-19 pneumonia. *N Engl J Med* 2021.
- 31 Marconi VC, Ramanan AV, de Bono S, *et al.* Efficacy and safety of baricitinib for the treatment of hospitalised adults with COVID-19 (COV-BARRIER): a randomised, double-blind, parallel-group, placebo-controlled phase 3 trial. *Lancet Respir Med* 2021. doi:10.1016/S2213-2600(21)00331-3. [Epub ahead of print: 31 Aug 2021].
- 32 Statement—NIH closes enrollment in trial comparing COVID-19 treatment regimens. Available: <https://www.niaid.nih.gov/news-events/statement-nih-closes-enrollment-trial-comparing-covid-19-treatment-regimens>
- 33 Singh D, Bogus M, Moskalenko V. A phase 2 multiple ascending dose study of the inhaled pan-JAK inhibitor nezulcitinib (TD-0903) in severe COVID-19. *Eur Respir J* 2021.
- 34 TD-0903 for all associated with COVID-19. Available: <https://clinicaltrials.gov/ct2/show/NCT04402866>
- 35 Novartis provides update on RUXCOVID study of ruxolitinib for hospitalized patients with COVID-19. Available: <https://www.novartis.com/news/media-releases/novartis-provides-update-rux-covid-study-ruxolitinib-hospitalized-patients-covid-19>
- 36 Cremer PC, Abbate A, Hudock K, *et al.* Mavrilimumab in patients with severe COVID-19 pneumonia and systemic hyperinflammation (MASH-COVID): an investigator initiated, multicentre, double-blind, randomised, placebo-controlled trial. *Lancet Rheumatol* 2021;3:e410-e418.
- 37 Kiniksa Announces positive results for Mavrilimumab phase 2 trial in Non-Mechanically ventilated severe COVID-19 patients. Available: <https://www.globenewswire.com/news-release/2021/04/12/2208144/0/en/Kiniksa-Announces-Positive-Results-for-Mavrilimumab-Phase-2-Trial-in-Non-Mechanically-Ventilated-Severe-COVID-19-Patients.html>
- 38 Lenzilumab efficacy and safety in newly hospitalized covid-19 subjects: results from the live-air phase 3 randomized double-blind placebo-controlled trial. Available: <https://www.medrxiv.org/content/10.1101/2021.05.01.21256470v1>
- 39 Gsk announces results evaluating its investigational monoclonal antibody, otilimab, for the treatment of hospitalised adult patients with COVID-19. Available: <https://www.gsk.com/en-gb/media/press-releases/gsk-announces-otilimab-data-for-treatment-of-covid-19/>
- 40 Alavi Darazam I, Shokouhi S, Pourhoseingholi MA, *et al.* Role of interferon therapy in severe COVID-19: the COVIFERON randomized controlled trial. *Sci Rep* 2021;11:8059.
- 41 Khamis F, Al Naabi H, Al Lawati A, *et al.* Randomized controlled open label trial on the use of favipiravir combined with inhaled interferon beta-1b in hospitalized patients with moderate to severe COVID-19 pneumonia. *Int J Infect Dis* 2021;102:538-543.
- 42 Balcells ME, Rojas L, Le Corre N, *et al.* Early versus deferred anti-SARS-CoV-2 convalescent plasma in patients admitted for COVID-19: a randomized phase II clinical trial. *PLoS Med* 2021;18:e1003415.
- 43 Libster R, Pérez Marc G, Wappner D, *et al.* Early high-titer plasma therapy to prevent severe Covid-19 in older adults. *N Engl J Med* 2021;384:610-8.
- 44 Pouladzadeh M, Safdarian M, Eshghi P, *et al.* A randomized clinical trial evaluating the immunomodulatory effect of convalescent plasma on COVID-19-related cytokine storm. *Intern Emerg Med* 2021. doi:10.1007/s11739-021-02734-8. [Epub ahead of print: 10 Apr 2021].
- 45 RECOVERY Collaborative Group. Convalescent plasma in patients admitted to hospital with COVID-19 (recovery): a randomised controlled, open-label, platform trial. *Lancet* 2021;397:2049-59.
- 46 Raman RS, Bhagwan Barge V, Anil Kumar D, *et al.* A phase II safety and efficacy study on prognosis of moderate pneumonia in coronavirus disease 2019 patients with regular intravenous immunoglobulin therapy. *J Infect Dis* 2021;223:1538-43.
- 47 A neutralizing monoclonal antibody for hospitalized patients with Covid-19. *N Engl J Med* 2021;384.
- 48 Dubée V, Roy P-M, Vielle B, *et al.* Hydroxychloroquine in mild-to-moderate coronavirus disease 2019: a placebo-controlled double blind trial. *Clin Microbiol Infect* 2021;27:1124-1130.
- 49 Dabbous HM, El-Sayed MH, El Assal G, *et al.* Safety and efficacy of favipiravir versus hydroxychloroquine in management of COVID-19: a randomised controlled trial. *Sci Rep* 2021;11:7282.
- 50 Dabbous HM, El-Sayed MH, El Assal G, *et al.* Retraction note: safety and efficacy of favipiravir versus hydroxychloroquine in management of COVID-19: a randomised controlled trial. *Sci Rep* 2021;11:18983.
- 51 Tardif J-C, Bouabdallaoui N, L'Allier PL, *et al.* Colchicine for community-treated patients with COVID-19 (COLCORONA): a phase 3, randomised, double-blinded, adaptive, placebo-controlled, multicentre trial. *Lancet Respir Med* 2021;9:924-32.
- 52 Jagannathan P, Andrews JR, Bonilla H, *et al.* Peginterferon Lambda-1a for treatment of outpatients with uncomplicated COVID-19: a randomized placebo-controlled trial. *Nat Commun* 2021;12:1967.
- 53 Feld JJ, Kandel C, Biondi MJ, *et al.* Peginterferon lambda for the treatment of outpatients with COVID-19: a phase 2, placebo-controlled randomised trial. *Lancet Respir Med* 2021;9:498-510.
- 54 Pandit A, Bhalani N, Bhushan BLS, *et al.* Efficacy and safety of pegylated interferon alfa-2b in moderate COVID-19: a phase II, randomized, controlled, open-label study. *Int J Infect Dis* 2021;105:516-521.
- 55 Gottlieb RL, Nirula A, Chen P, *et al.* Effect of Bamlanivimab as monotherapy or in combination with Etesevimab on viral load in patients with mild to moderate COVID-19: a randomized clinical trial. *JAMA* 2021;325:632-644.
- 56 Dougan M, Nirula A, Azizad M, *et al.* Bamlanivimab plus Etesevimab in mild or moderate Covid-19. *N Engl J Med* 2021;385:1382-92.
- 57 Weinreich DM, Sivapalasingam S, Norton T, *et al.* REGN-COV2, a neutralizing antibody cocktail, in outpatients with Covid-19. *N Engl J Med* 2021;384:238-251.
- 58 Casirivimab and imdevimab in patients admitted to hospital with COVID-19 (RECOVERY): a randomised, controlled, open-label, platform trial. Available: <https://www.medrxiv.org/content/10.1101/2021.06.15.21258542v1>
- 59 Ko JJ, Wu C, Mehta N, *et al.* A comparison of methylprednisolone and dexamethasone in intensive care patients with COVID-19. *J Intensive Care Med* 2021;36:673-80.
- 60 Pinzón MA, Ortiz S, Holguín H, *et al.* Dexamethasone vs methylprednisolone high dose for Covid-19 pneumonia. *PLoS One* 2021;16:e0252057.
- 61 COVID-19 clinical management: living guidance. Available: <https://www.who.int/publications/i/item/WHO-2019-nCoV-clinical-2021-1>
- 62 Alunno A, Najm A, Machado PM, *et al.* 2021 update of the EULAR points to consider on the use of immunomodulatory therapies in COVID-19. *Ann Rheum Dis* 2021. doi:10.1136/annrheumdis-2021-221366. [Epub ahead of print: 07 Oct 2021].