



RESEARCH ARTICLE

Population-based palliative care planning in Ireland: how many people will live and die with serious illness to 2046? [version 1; peer review: 1 approved, 1 approved with reservations]

Peter May ^{1,2}, Bridget M. Johnston¹, Charles Normand ^{1,3}, Irene J. Higginson³, Rose Anne Kenny², Karen Ryan ^{4,5}

¹Centre for Health Policy and Management, Trinity College Dublin, Dublin, Dublin, D2, Ireland

²The Irish Longitudinal study on Ageing, Trinity College Dublin, Dublin, Dublin, D2, Ireland

³Cicely Saunders Institute of Palliative Care, Policy and Rehabilitation, King's College London, London, SE5 9PJ, UK

⁴Palliative Medicine, Mater Misericordiae University Hospital, Dublin, D07 R2WY, Ireland

⁵School of Medicine, University College Dublin, Belfield, Dublin, D04 V1W8, Ireland

v1 First published: 03 Dec 2019, 2:35 (<https://doi.org/10.12688/hrbopenres.12975.1>)

Latest published: 28 Jan 2020, 2:35 (<https://doi.org/10.12688/hrbopenres.12975.2>)

Abstract

Background: All countries face growing demand for palliative care services. Projections of need are essential to plan care in an era of demographic change. We aim to estimate palliative care needs in Ireland from 2016 to 2046.

Methods: Static modelling of secondary data. First, we estimate the numbers of people in Ireland who will die from a disease associated with palliative care need. We combine government statistics on cause of death (2007-2015) and projected mortality (2016-2046). Second, we combine these statistics with survey data to estimate numbers of people aged 50+ living and dying with diseases associated with palliative care need. Third, we use these projections and survey data to estimate disability burden, pain prevalence and health care utilisation among people aged 50+ living and dying with serious medical illness.

Results: In 2016, the number of people dying annually from a disease indicating palliative care need was estimated as 22,806, and the number of people not in the last year of life aged 50+ with a relevant diagnosis was estimated as 290,185. Equivalent estimates for 2046 are 40,355 and 548,105, increases of 84% and 89% respectively. These groups account disproportionately for disability burden, pain prevalence and health care use among older people, meaning that population health burdens and health care use will increase significantly in the next three decades.

Conclusion: The global population is ageing, although significant differences in intensity of ageing can be seen between countries. Prevalence of palliative care need in Ireland will nearly double over 30 years, reflecting Ireland's relatively young population. People living with a serious disease outnumber those in the last year of life by approximately 12:1, necessitating implementation of integrated palliative care across the disease trajectory. Urgent steps on funding, workforce development and service provision are required to address these challenges.

Open Peer Review

Reviewer Status

	Invited Reviewers	
	1	2
version 2 (revision) 28 Jan 2020		
version 1 03 Dec 2019	 report	 report

- Staffan Lundström** , Stockholms Sjukhem Foundation, Stockholm, Sweden
Karolinska Institutet, Stockholm, Sweden
- Anne Finucane** , Marie Curie Hospice
Edinburgh, Edinburgh, UK

Any reports and responses or comments on the article can be found at the end of the article.

Keywords

palliative care, terminal care, multimorbidity, quality of life, utilization, epidemiology, mortality



This article is included in the [Ageing Populations](#) collection.

Corresponding author: Peter May (mayp2@tcd.ie)

Author roles: **May P:** Conceptualization, Data Curation, Formal Analysis, Funding Acquisition, Investigation, Methodology, Writing – Original Draft Preparation, Writing – Review & Editing; **Johnston BM:** Conceptualization, Funding Acquisition, Project Administration, Writing – Review & Editing; **Normand C:** Conceptualization, Funding Acquisition, Supervision, Writing – Review & Editing; **Higginson IJ:** Conceptualization, Funding Acquisition, Writing – Review & Editing; **Kenny RA:** Data Curation, Project Administration, Supervision, Writing – Review & Editing; **Ryan K:** Conceptualization, Funding Acquisition, Investigation, Methodology, Supervision, Writing – Original Draft Preparation, Writing – Review & Editing

Competing interests: No competing interests were disclosed.

Grant information: 'The UP Study - Understanding Inequalities in Palliative Care for Older People and Providing for Future Need'; PI: Karen Ryan; Health Service Executive Healthy Ageing Awards 2017.

The funders had no role in study design, data collection and analysis, decision to publish, or preparation of the manuscript.

Copyright: © 2019 May P *et al.* This is an open access article distributed under the terms of the [Creative Commons Attribution License](#), which permits unrestricted use, distribution, and reproduction in any medium, provided the original work is properly cited.

How to cite this article: May P, Johnston BM, Normand C *et al.* **Population-based palliative care planning in Ireland: how many people will live and die with serious illness to 2046?** [version 1; peer review: 1 approved, 1 approved with reservations] HRB Open Research 2019, 2:35 (<https://doi.org/10.12688/hrbopenres.12975.1>)

First published: 03 Dec 2019, 2:35 (<https://doi.org/10.12688/hrbopenres.12975.1>)

Introduction

Background

Population ageing reflects significant advances in medicine and wider society, but increasing longevity brings new health care challenges in all countries. More people are living longer with serious illness, multimorbidity and functional impairment, creating an urgent need to develop workforce and grow service capacity^{1,2}. This is not only a question of upscaling existing services but reconfiguring systems originally designed to provide acute, episodic treatment³.

Palliative care is an approach that aims to improve pain and symptom management, communication and planning in care of people with serious medical illness⁴. Palliative care may be provided by specialists, whose core activity is palliative care, and generalists, who are not engaged full time in palliative care but have some relevant training that allows them to practice a palliative care approach as part of usual service provision⁵.

Originating in end-of-life care, palliative care approaches are now widely seen as having potential benefits across the trajectory of serious disease including improved quality of life and, in some circumstances, extended survival^{6–8}. The appropriate mix of specialist and generalist involvement in care may be determined by the persistence and complexity of needs, with greater specialist involvement for patients with more complex needs⁹. Some services, notably bereavement support, focus predominantly on the end-of-life and post-death period. Palliative care access is highly variable internationally, and under-supply and unmet need are widely reported even in countries with relatively strong provision^{10,11}.

A 2017 study by Etkind *et al.* used cause-of-death data to project palliative care need in England and Wales to 2040¹². They estimated that the number of deaths will increase 25% in a 25-year period, and the number of deaths from a disease indicating palliative care need (e.g. cancer, organ failure, Alzheimer's and related dementias) will rise 25–43%, depending on projection method. Expected increases are due to population ageing and growing prevalence of serious chronic disease, with the biggest effects observed in those aged 85+. The United Kingdom has an old population relative to the European Union average¹³. Countries with younger populations, irrespective of high-, middle- and low-income status, can expect faster rates of growth in palliative care need¹.

Rationale and aim

All countries face inadequate current supply and growing future demand for palliative care services. Accurate projections of future need are essential to inform expansion of current services and development of new models of care in an era of demographic change. Quantifying deaths from a disease indicating palliative care need is a critical first step. Equivalent cause-of-death projections for Ireland to those made in England and Wales do not currently exist, and this study was funded by a Health Service Executive Healthy Ageing Award to address the Irish evidence gap. We detail our methods and data in full to assist researchers in replicating and extending our approach in their own countries.

It is also important to move beyond estimations of need that are based solely on cause of death. This is because cause of death data recorded on death certificates are often subjective where the decedent had one or more condition^{14,15}, and risk undercounting palliative care needs if the cause of death does not indicate palliative care need but concurrent unrecorded conditions do. More significantly, policy and clinical guidelines increasingly recommend palliative care across the trajectory of serious disease, meaning that those dying from these diseases are only a subset of the overall population health need^{6,16}. To inform decision-making in policy and practice, including the targeting of interventions to those who benefit, groups cannot be defined by their characteristics at death and instead must be identified prospectively on the basis of clinical and other relevant factors^{17,18}.

We aim to project future palliative care needs in the Irish setting. First, we replicate the Etkind *et al.* (2017) methodology with Irish cause-of-death data. We combine two sources of publicly available government statistics – recorded death registry data 2007–2015, and population projections 2016–2046 – to estimate numbers of people dying from a disease indicating palliative care need in Ireland to 2046. Second, we combine official population projections with survey data to estimate to 2046 numbers of people aged 50+ living and dying with diseases indicating palliative care need. Third, we use these projections and survey data to estimate disability burden, pain prevalence and health care utilisation among people aged 50+ living and dying with diseases indicating palliative care need. These are respectively labelled Analysis 1, Analysis 2 and Analysis 3 throughout.

Methods

Design

Secondary research study of already-collected data. In Analysis 1, we used routinely accessible statutory data in Ireland on recorded deaths 2007–2015, and projected mortality 2016–2046. In Analyses 2 and 3, we retained projected mortality data, and combined these with projected population data 2016–2046 and observed individual-level data from a prospective longitudinal study on ageing.

Setting

Ireland has a relatively young population among high-income countries but faces typical trends in global ageing¹⁹. Palliative care services are well established by international standards²⁰ and since 2001 are recognised by a national policy recommending universal provision on the basis of need²¹. However, some aspects of policy are yet to be implemented resulting in gaps in access to aspects of generalist and specialist services in all parts of the country²². This is in the context of variable access for non-palliative care services: a means-tested medical card grants free primary and hospital care, and subsidized prescription medicines; people without a medical card pay capped co-payments for hospital care and prescriptions, and full primary care costs out of pocket²³. Ireland has the second highest level of self-reported unmet needs for specific health care-related services due to financial reasons in the European Union²⁴.

Studies have shown that decedents and their close family members still experience suboptimal outcomes that include unmanaged pain and depression, and place of death inconsistent with their preferences^{25,26}. An update of the policy is expected to start in 2020²⁷. This will take place in the wider context of Sláintecare reforms, a wide-ranging set of recommendations to embed universal entitlements into the Irish health and social care system including palliative care access²⁸.

Data sources

In Analysis 1, we used only data routinely available from the statutory Central Statistics Office (CSO) in Ireland. For recorded causes of death, we accessed the most recently available all-cause mortality data. These were for the period 2007 to 2015. For estimated number of future deaths in Ireland, we accessed the most recently available mortality projections by age and gender. These were for the period 2016–2046.

In Analyses 2 and 3, we retained mortality projections (2016–2046), and we accessed the CSO's total population projections for the same period. We also accessed data from The Irish Longitudinal study on Ageing (TILDA). TILDA is a biannual survey of adults aged 50+ living in Ireland. Details of sampling, interviews, health assessments, response rates and calibration weights have been described previously^{29–31}. Briefly, TILDA Wave 1 (2009–2011) recruited a representative sample of community-dwelling adults aged 50+ in the Republic of Ireland. Information is collected on a wide range of topics including health, financial, social and family circumstances, and use of health and social care services. At Wave 1 each participant completed a computer-assisted personal interviews (CAPI) and self-completion questionnaires (SCQ), and a trained nurse conducted a comprehensive health assessment^{29–31}. Subsequent waves are biannual (Wave 2 in 2012, Wave 3 in 2014, etc). CAPI and SCQ follow-up occurs at each Wave; health assessments were conducted at Wave 3 and are planned again at Wave 6 in 2020. In the event of a TILDA participant's death, a family member or close friend is approached to complete a voluntary interview on their end-of-life experience²⁵. The end-of-life interview covers demographics; disability and level of assistance; physical, behavioural and mental health; and health and social care utilisation and assets; and complements equivalent sections of regular TILDA participant interviews³².

This study uses data from Wave 3 (2014) to estimate exposure and outcome variables among older people living in Ireland, and end-of-life interviews Waves 1–5 to estimate exposure and outcome variables in the last year of life.

All CSO projections were published in 2013. All CSO data are available to download from their website³³ and we include all relevant data sheets alongside our calculations in *Underlying/extended data*³⁴. We also present aggregate TILDA data by age and gender in *Underlying/extended data*³⁴. To protect anonymity, TILDA does not report cell sizes under 20; where necessary we pooled sub-groups that were defined by gender and five-year age band in order to meet this n=20 threshold for all reported data.

Exposure variables: diseases indicating palliative care need
In Analysis 1, we classified each death in mortality records (2007–2015) as from a disease indicating palliative care need [0]1 using International Classification of Disease (ICD) codes and those groupings established previously by Etkind *et al.* (2017) (Table 1)¹².

In Analyses 2 and 3, we classified each Wave 3 TILDA participant as living with a disease indicating palliative care need [0]1 if they had reported a diagnosis of at least one of the following conditions: cancer, heart attack, congestive heart failure, chronic lung disease such as chronic bronchitis or emphysema, chronic kidney disease, serious liver disease or cirrhosis, dementia, Alzheimer's disease, Parkinson's disease or stroke. We classified each TILDA decedent for whom end-of-life interview data were collected as dying with a disease indicating palliative care need [0]1 if they had reported any of these diagnoses in a CAPI prior to death, or if the end-of-life interview with a friend or family member reported any such diagnosis. The following conditions listed in Table 1 are not asked in TILDA, although respondents always have the opportunity to self-report specific conditions: Huntington's disease, motor neurone disease, progressive supranuclear palsy, multiple sclerosis, HIV. For further details on concordance between CSO codes and TILDA diagnoses data, and a quantification of arising underestimation of relevant disease prevalence using TILDA data, see *Underlying/extended data: 20191101 Appendix TILDA Prevalence*³⁴.

Table 1. ICD-10 codes for cause of death to identify palliative care need. Reprinted from Etkind *et al.* (2017)¹² under a [Creative Commons Attribution 4.0 International License](https://creativecommons.org/licenses/by/4.0/).

	ICD-10 code	Conditions
Cancer	C00–C97	Malignant neoplasms
Organ failure	I00–I52 (excl. I12 & I13) J40–J47, J96 I12, I13, N17, N18, N28 K70–K77	Heart disease, heart failure, chronic lower respiratory disease, respiratory failure, reno-vascular disease, renal failure, liver disease
Dementia	F01, F03, G30, R54	Dementia, vascular dementia, Alzheimer's disease, senility
Other	G10, G12.2, G20, G23.1, G35, G90.3 I60–I69 B20–B24	Huntington's disease, motor neurone disease, Parkinson's disease, progressive supranuclear palsy, multiple sclerosis, multi-system atrophy; haemorrhagic, ischaemic and unspecified stroke; HIV

Outcome variables: disability burden, pain prevalence and health care use

In Analyses 2 and 3, we calculated for each TILDA participant their outcomes as follows:

- **Disability burden** using the Activities of Daily Living (ADL) index³⁵. These deficits are identified by asking which activities the participant required help with: dressing, crossing a room, bathing, eating, getting in/out of bed, toileting. Each participant therefore has a score in the range 0–6 based on the number of deficits.
- **Pain burden** using responses to questions on pain severity, ‘Are you often in pain?’ [Yes/No] and ‘How bad is the pain most of the time?’ [Mild/Moderate/Severe]. We attached values to responses so that 0=not regularly troubled by pain; 0.25=mild pain; 0.5=moderate pain and 1=severe pain.
- **Health and social care use.** General practitioner (GP) visits, emergency department (ED) admissions, overnight acute hospital inpatient admissions and hours of home help received were collected as frequency data: how many times was each category used in the last 12 months.

Each of these outcomes was calculated for all TILDA Wave 3 participants, and for all TILDA decedents to Wave 5 with an end-of-life interview.

Projection methods

Analysis 1: estimated total number of people in Ireland dying from a disease indicating palliative care need to 2046. We replicated the Etkind *et al.* (2017) approach to estimate future palliative care need in England and Wales:¹²

- **Method 1:** Gomez-Batiste calculation³⁶. An estimated 75% of people who die, do so with palliative care needs. We access the total number of projected deaths annually in Ireland to 2046, and calculate 75% of this number.
- **Method 2a:** Constant need. The proportion of deaths annually with palliative care need is estimated as % of all deaths with palliative care need at baseline. The most recent year for population cause of death data was 2015. We calculated proportion of 2015 deaths from a relevant disease and combined this proportion with the total number of projected deaths annually in Ireland to 2046.
- **Method 2b:** Assuming annual change, prior eight years. The proportion identified in **2a** is not assumed to be constant but, rather, increases according to a compound interest rate, r , which is calculated as mean rate of annual change over the prior nine years (i.e., 2007 to 2015 inclusive).
- **Method 2c:** Assuming annual change, prior three years. A replication of **2b**, except that r is calculated as mean rate of annual change over the prior four years (i.e., 2012 to 2015 inclusive).

- **Method 2d:** Assuming annual change, by age and gender. A replication of **2b**, except that r is calculated by gender for each five-year age band.

Analysis 2: estimated total number of people aged 50+ in Ireland living and dying with a disease indicating palliative care need to 2046. We estimated the number of people dying in Ireland in a given year, by age and gender, from the CSO mortality projections (2016–2046). We estimated the number of people alive in Ireland throughout a given year, by age and gender, by subtracting mortality projections from CSO population projections (2016–2046). We calculated the proportion of people aged 50+ living with a disease indicating palliative care need, by age and gender, in TILDA Wave 3. We calculated the proportion of people aged 50+ dying with a disease indicating palliative care need, by age, in TILDA end-of-life interviews. For each year, we multiplied the number of people projected by the CSO to live through the year by the proportion in TILDA living with a disease indicating palliative care need, and we multiplied the number of people projected by the CSO to die by the proportion in TILDA dying with a disease indicating palliative care need. Step-by-step calculations can be seen in *Underlying/extended data*³⁴.

Analysis 3: estimated outcomes among people aged 50+ in Ireland living and dying with a disease indicating palliative care need to 2046. For each outcome of interest (disability burden, pain prevalence, utilisation categories), we calculated the mean, adjusted for age, gender and palliative care disease, among people aged 50+ in TILDA Wave 3 and end-of-life interviews. We combined these calculations with the population projections from Analysis 2.

To quantify growth in disability and pain burden, and use of different health care services, in a single comprehensible index we set values in each outcome in 2016 to 100. We then created indices to 2046 with this 2016 value as a base (so a 50% increase in any outcome to 2046 gives a 2046 score of 150, etc.). Health service utilisation is therefore based on current patterns, implicitly assuming no changes in policy or access during the projection period. Step-by-step calculations can be seen in *Underlying/extended data*³⁴.

Results

Analysis 1: estimated total number of people in Ireland dying from a disease indicating palliative care need to 2046 Total number of projected deaths, and estimated proportions of these deaths from a disease associated with palliative care need, are presented in [Table 2](#) and [Figure 1](#).

Total number of recorded deaths at baseline in 2015 was 30,127. Total number of projected deaths in 2046 was 48,631. This is a 30-year increase of 68%. By definition, methods using constant need (Methods 1 and 2a) mirror this growth: 68% increase in number of deaths from a disease associated with palliative care need to 2046.

Table 2. Observed and projected total deaths, and proportions from a disease associated with palliative care need, in Ireland to 2046.

		2015	2026	2036	2046
All recorded deaths	$N_y =$	30,127			
Deaths recorded with PC need	$n_y =$ $p(N_y) =$	22,806 76%			
All projected deaths	$N_y =$ Rate of change index=		32,860 114	40,209 139	48,631 168
Deaths projected with PC need					
<i>Method 1: Gomez-Batiste, 75% of all deaths</i>	$n_y =$ $p(N_y) =$ Rate of change index=		24,645 75% 114	30,157 75% 139	36,473 75% 168
<i>Method 2a: Constant needs from 2015, 76% of all deaths</i>	$n_y =$ $p(N_y) =$ Rate of change index=		24,875 76% 114	30,438 76% 139	36,813 76% 168
<i>Method 2b: Annual change, 2007–2015</i>	$n_y =$ $p(N_y) =$ Rate of change index=		25,699 78% 117	32,392 81% 147	40,355 83% 184
<i>Method 2c: Annual change, 2012–2015</i>	$n_y =$ $p(N_y) =$ Rate of change index=		25,666 78% 117	32,314 80% 147	40,211 83% 183
<i>Method 2d: Annual change, 2007–2015, by age/gender</i>	$n_y =$ $p(N_y) =$ Rate of change index=		25,554 78% 117	31,796 79% 145	39,081 80% 178

For full details of each projection method, see Methods>Projection methods. PC=palliative care. N_y =total number, all deaths in a given year (y); n_y =number of deaths from a disease indicating palliative care need according to a given projection method; $p(N_y)$ is proportion of deaths in a given year with PC need, i.e. $(n_y/N_y)*100$; Rate of change index= $(n_y/[n_{2015}])*100$

Using any method that incorporated changing needs (2b, 2c, 2d), total number of projected deaths from a disease associated with palliative care need in 2046 ranged from 39,081 (=80% of all deaths in 2046; method 2d) to 40,355 (=83% of all deaths of all deaths in 2046, method 2b). These represent a 2016–2046 increase in absolute numbers of deaths from a disease associated with palliative care need between 78% and 84%.

Projected numbers of deaths from a disease associated with palliative care need by age are presented in [Figure 2](#). Both absolute numbers of these deaths at each time point, and the projected growth in numbers over time, are heavily driven by the oldest age groups (85 years and over).

Analysis 2: estimated total number of people aged 50+ in Ireland living and dying with a disease indicating palliative care need to 2046

Projected numbers of people aged 50+ in Ireland to 2046, living and dying with diseases associated with palliative care, are presented in [Table 3](#) and [Figure 3](#).

Total population of people aged 50+ in Ireland between 2016 and 2046 was estimated to rise from 1,428,313 to 2,292,217, an increase of 60%. The number of older people living through the year with a palliative care need was estimated to grow from

290,185 to 548,105, an increase of 89%. This group accounted for 20% of the older population in 2016, rising to 24% by 2046. The number of older people dying annually with a palliative care need was estimated to grow from 24,257 to 42,193, an increase of 74%. This group accounted consistently for about 2% of the population aged 50 and over across the timeframe of analysis.

Analysis 3: estimated outcomes among people aged 50+ in Ireland living and dying with a disease indicating palliative care need to 2046

Estimated increases in outcomes for older people dying with a disease indicating palliative care need are presented in [Figure 4](#). Disability burden was projected to increase 96% between 2016 and 2046, and pain burden is projected to increase 68%. Large increases in health care use were also predicted for all categories: GP visits (74%), emergency department admissions (65%), inpatient hospital admissions (62%) and home health hours (107%).

Estimated increases in outcomes for older people living through the year with a disease indicating palliative care need is presented in [Figure 5](#). Disability burden is projected to increase 173% between 2016 and 2046, and pain burden is projected to increase 83%. Large increases in health care use are also predicted for all categories: GP visits (101%), emergency

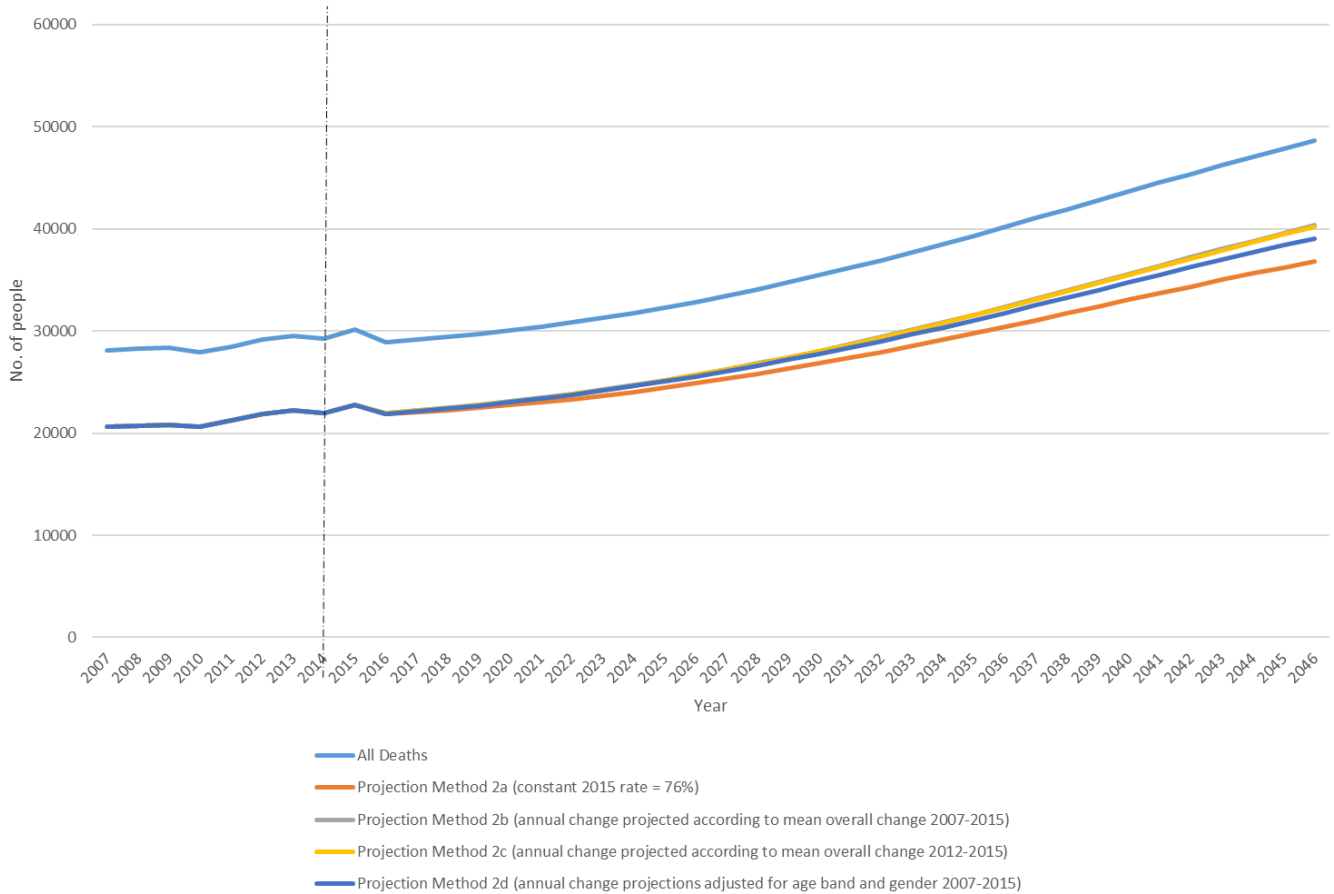


Figure 1. Estimated number of deaths in Ireland from a disease associated with palliative care need 2016–2046, by projection method.

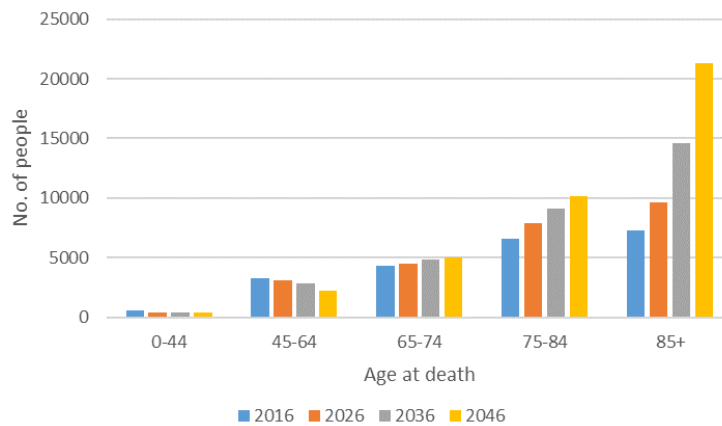


Figure 2. Estimated number of deaths in Ireland from a disease associated with palliative care need 2016–2046, by age.

department admissions (90%), inpatient hospital admissions (100%) and home health hours (106%).

The proportion of estimated outcomes accounted for by those living and dying with diseases indicating palliative care are presented in [Table 4](#).

People in the last year of life with a palliative care need account heavily for observed outcomes. This group was 2% of those aged 50+ in 2016, yet they are estimated to account for 25% of the disability burden and 3% of the pain burden. Under current patterns of service use, they also account for 5% of GP visits, 15% of ED admissions, 10% of inpatient admissions and 11%

Table 3. Estimated numbers aged 50+, living and dying with a disease associated with palliative care need, in Ireland to 2046.

		2016	2026	2036	2046
Total population aged 50+ in Ireland	N_y =	1,428,313	1,818,264	2,181,617	2,292,217
	Rate of change index=	-	127	153	160
Living with a disease associated with palliative care need	n_y =	290,185	383,675	482,548	548,105
	$p(N_y)$ =	20%	21%	22%	24%
	Rate of change index=	-	132	166	189
Living without a disease associated with palliative care need	n_y =	1,111,200	1,403,530	1,661,105	1,698,751
	$p(N_y)$ =	78%	77%	76%	74%
	Rate of change index=	-	126	149	153
Dying with a disease associated with palliative care need	n_y =	24,257	28,145	34,859	42,193
	$p(N_y)$ =	2%	2%	2%	2%
	Rate of change index=	-	116	144	174
Dying without a disease associated with palliative care need	n_y =	2,672	2,914	3,105	3,168
	$p(N_y)$ =	<0.5%	<0.5%	<0.5%	<0.5%
	Rate of change index=	-	109	116	119

For full details of palliative care need, see Methods>Exposure variables. 'Living with(out)' = live the entirety of a given year; 'Dying with(out)' = die within a given year; N_y =total population aged 50+ in Ireland in a given year (y); n_y =number for a given sub-group in a given year; $p(N_y)$ = sub-group as a proportion of 50+ population, i.e. $(n_y/N_y)*100$; Rate of change index= $(n_y/[n_{2016}])*100$

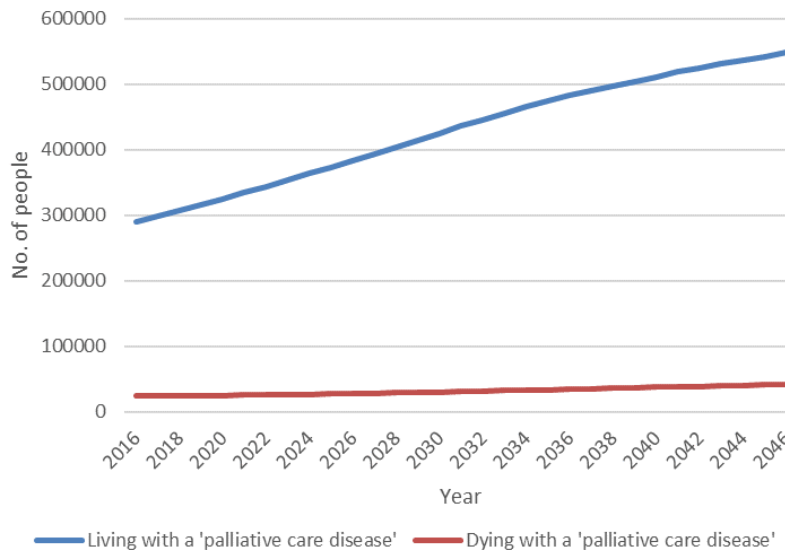


Figure 3. Estimated number of people aged 50+ in Ireland living and dying with a disease associated with palliative care need 2016–2046.

of home help hours. Assuming no change in patterns of use, these proportions are fairly consistent to 2046, as this group remains 2% of all people aged 50+.

People living with a palliative care need also account disproportionately for outcomes, although this disproportionality is not so pronounced. This group was 20% of those aged 50+ in 2016, yet they are estimated to account for 39% of the disability burden, 25% of the pain burden, 29% of GP visits, 37% of ED admissions, 34% of inpatient admissions and 46% of home help hours. All proportions increase moderately to 2046, as this group increases to 24% of all people aged 50+.

Discussion

Key results

The number of people in Ireland dying from a disease associated with palliative care need is estimated to increase 68–84% between 2016 and 2046, depending on projection method employed (Table 2, Figure 1). The equivalent estimates for England and Wales between 2015 and 2040 are 25–43%¹². The difference primarily reflects Ireland’s relatively young population. Projected increases are underpinned by two factors: increasing absolute numbers of people dying (68% increase, 2016–2046), and increasing proportion of all deaths that are from a disease indicating palliative care need

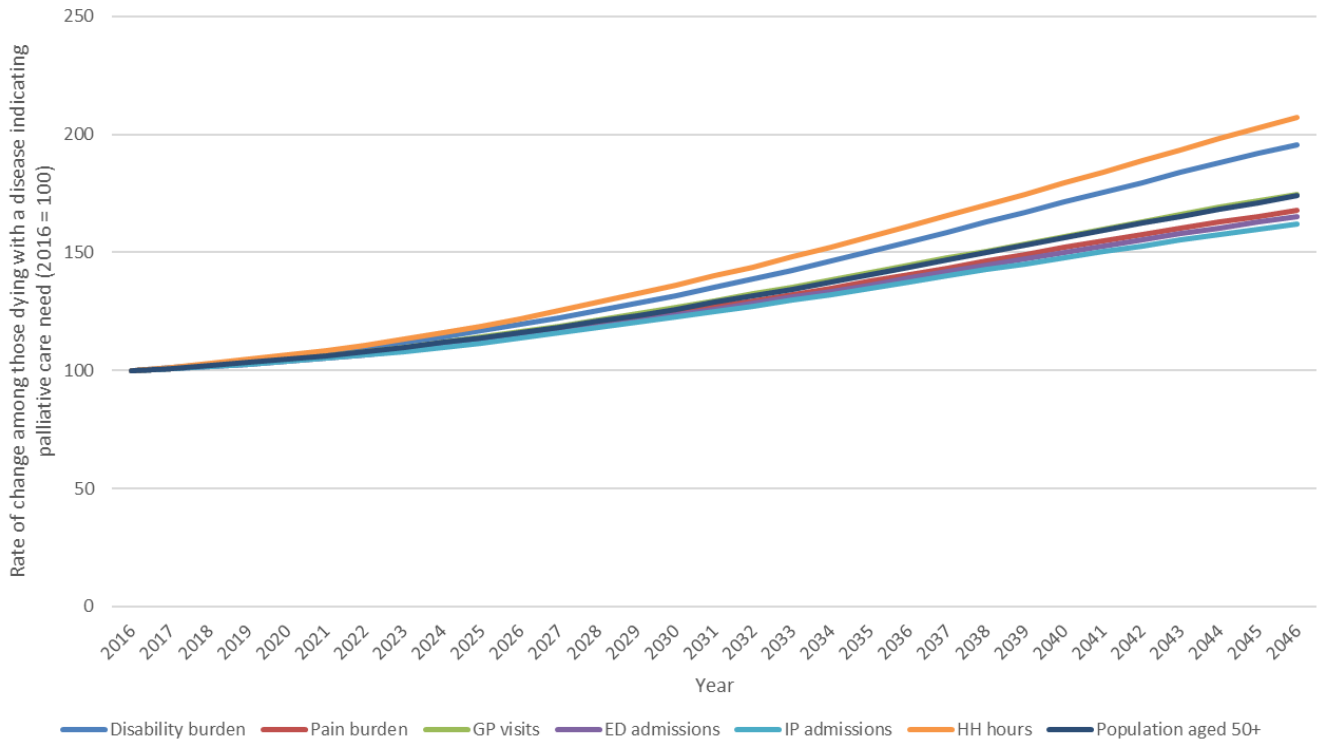


Figure 4. Estimated pain prevalence, disability burden and health care use among people aged 50+ in Ireland dying with a disease associated with palliative care need 2016–2046.

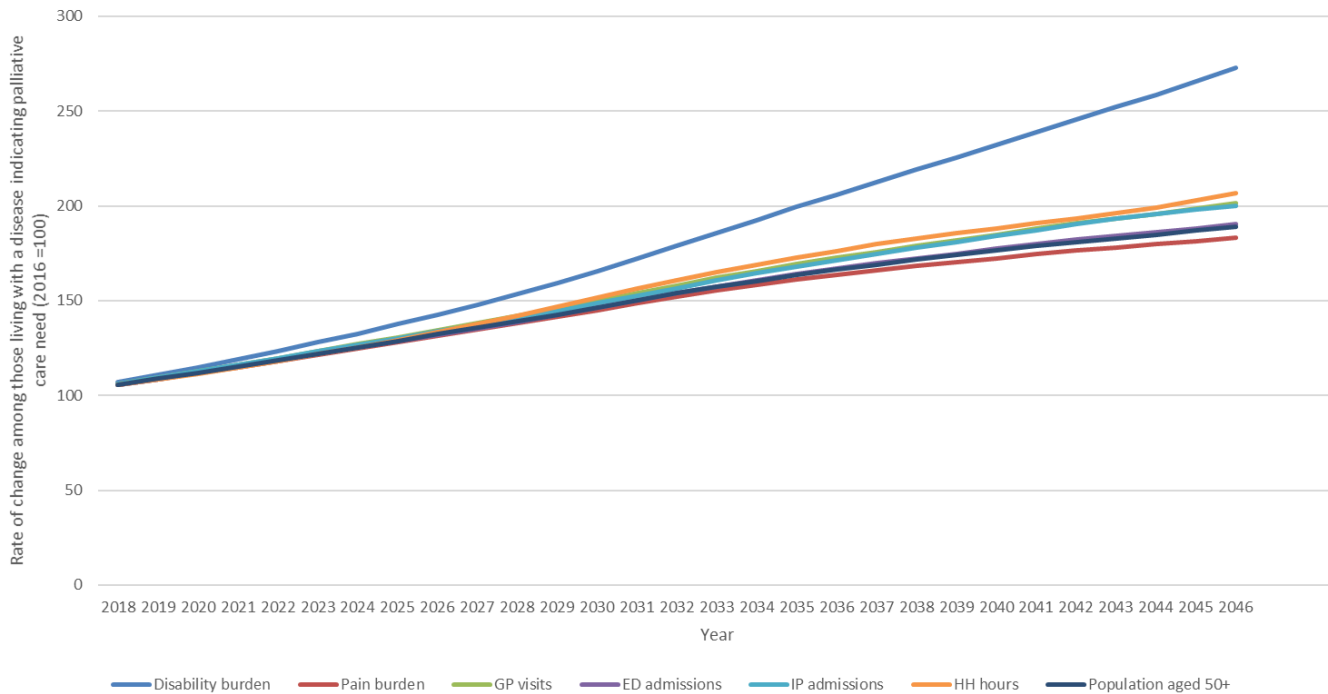


Figure 5. Estimated pain prevalence, disability burden and health care use among people aged 50+ in Ireland living with a disease associated with palliative care need 2016–2046.

Table 4. Estimated outcomes among people living and dying with palliative care-relevant diseases aged 50+ in Ireland to 2046, as a proportion of total outcomes among those aged 50+.

	2016	2026	2036	2046
Living with a disease associated with palliative care need				
<i>Proportion of population aged 50+</i>	20%	21%	22%	24%
<i>Disability burden</i>	39%	42%	44%	46%
<i>Pain burden</i>	25%	26%	27%	28%
<i>GP visits</i>	29%	30%	32%	33%
<i>ED admissions</i>	37%	39%	39%	39%
<i>Inpatient admissions</i>	34%	35%	36%	37%
<i>Home health hours</i>	46%	45%	42%	38%
Dying with a disease indicating palliative care need				
<i>Proportion of population aged 50+</i>	2%	2%	2%	2%
<i>Disability burden</i>	25%	22%	21%	21%
<i>Pain burden</i>	3%	3%	3%	3%
<i>GP visits</i>	5%	4%	4%	5%
<i>ED admissions</i>	15%	13%	12%	12%
<i>Inpatient admissions</i>	10%	9%	9%	10%
<i>Home health hours</i>	11%	10%	9%	9%

For full details of each outcome, see Methods>Outcome variables. 'Living with' = live the entirety of a given year; 'Dying with' = die within a given year; all data points represent the outcome total in a given year for a given population as a proportion of total outcome in all people aged 50+ in Ireland.

(from 76% in 2016 to 80–83% in 2046) (Table 2). Increases are most observable in the 85+ age group (Figure 2).

The number of people living with a disease associated with palliative care need outnumber those in the last year of life with a relevant diagnosis by 12:1, and this ratio is projected to remain fairly constant as both groups increase in absolute size over the next 30 years (Table 3, Figure 3). People living and dying with a disease associated with palliative care need account disproportionately for disability burden, pain prevalence and health care utilisation (Table 4). Per person burden is highest among those who are in the last year of life; total burden is larger among those with life expectancy of more than a year because they are a much larger group. Both groups, and so their associated health burdens and care needs, will increase significantly in size to 2046 (Figure 4, Figure 5).

Limitations

All projections use static modelling to extrapolate future trends. In prevalence projections we implicitly assume no change in disease profile by age and gender, but long-term changes are expected; e.g. smoking prevalence is on the decline so in the future older people should have fewer smoking-related problems than the current cohort, obesity prevalence is on the rise so future cohorts will have more related problems, future

disability burden may grow more slowly than disease prevalence due to assistive technologies³⁷. Palliative care need is defined by prevalence of specific conditions but broader definitions of eligibility, e.g. to include multimorbidity³⁸, frailty³⁹ and pain prevalence⁴⁰, could be defended and would deliver larger projected increases¹². Future research may wish to revisit the definition of palliative care need in routine data⁴¹ and longitudinal ageing surveys⁴², particularly among the oldest old for whom a single diagnosis is not typically the best indicator of need.

In outcome projections we implicitly assume no exogenous changes in these; e.g. reduced pain through improved prescribing policies, increased service use due to ageing among unpaid family carers, reduced hospital use through health service reconfiguration²⁸. Health care use is estimated based on past use not need, so unmet need may be uncounted and unnecessary use over-counted. Dynamic modelling that takes account of the interaction of different variables over time, changing health profiles across generations and an evolving policy landscape, as well as cross-validating predictive accuracy and quantifying the uncertainty associated with all stages of projections, would offer a more sophisticated picture of future population numbers and their associated outcomes. Such analyses are planned.

All CSO population projections are based on assumptions of future fertility (F) and net migration (M)⁴³; our estimates rely on the CSO's mid-range assumptions 'F2' (total fertility rate to decrease to 1.8 by 2026 and to remain constant thereafter) and 'M2' (net migration returning to positive by 2018 and rising slowly thereafter to plus 10,000 by 2021). Since deaths occur overwhelmingly among older age groups, and fertility and immigration impact demographics mainly among younger people, our headline conclusions are robust to alternative assumptions.

In Analysis 1, all data are reliant on death certificates whose reliability as a source of death is sub-optimal and variable^{14,15}. In Analyses 2 and 3, disease prevalence and outcome data were available only for people aged 50+. While this group accounts for the large majority of people living and dying with diseases relevant to palliative care, there are also needs in younger groups that future analyses must address.

TILDA uses self-report data in regular waves, and proxy end-of-life interviews, both of which are subject to biases^{44,45}. TILDA does not ask specifically about all causes of death listed in [Table 1](#), risking under-estimate of relevant deaths. We reviewed CSO cause-of-death data, counting only diseases recorded by TILDA, and found a 1% discrepancy (*Underlying/extended data: 20191101 Appendix TILDA prevalence*³⁴), so we believe this risk to be low. However, neurological diseases are usually associated with high burden of disability so future work should investigate this potential undercounting further. TILDA does not ask about pain specifically associated with terminal illness, so reported pain burden is as a proportion of all chronic pain self-reported by older people.

Analysis 1 quantifies people dying from a given set of diseases, Analyses 2 and 3 people dying with those diseases. The former are a subset of the latter. Our estimated 74% increase in those dying with a relevant disease ([Table 3](#)) is around the midpoint of our 68–84% estimate for those dying from a relevant disease ([Table 1](#)). Possible explanations include (i) Etkind *et al.* (2017) projection methods 2b, 2c, 2d for changing need overestimate future growth, inflating the [Table 1](#) estimates; (ii) TILDA cell size restrictions forced us to pool age bands in the end-of-life interviews to 50–79 and 80+, potentially underestimating disease prevalence in some sub-groups and deflating [Table 3](#) estimates. Future work can examine this further.

Interpretation and policy implications

Where some high-income countries have already experienced their fastest rates of population ageing, this period is still approaching for Ireland. The rate of increase for people dying from a disease indicating palliative care need between 2016 and 2046 is estimated at 68–84%, compared to 25–43% for England and Wales (2015–2040). Those in their last year of life in Ireland with a disease with palliative care needs account heavily disproportionately for disability and pain burden, and health and social care use, and in many cases will require expert supportive care. Need for bereavement services and

appropriate supports among family members will also grow commensurately. Ireland is far from unique in these demographic trends: European Union countries with faster rates of ageing include France, Belgium, the Netherlands, Czech Republic and Poland¹³, while most low- and middle-income countries face challenges of a much larger magnitude¹. The World Health Organization's Public Health Strategy for Palliative Care recommends that countries address all four components of the public health model when developing a whole systems response⁴⁶, and the response of individual countries to these demographic challenges can be tracked in documents such as the European Atlas for Palliative Care²⁰. While previous studies have predominantly used mortality data to estimate palliative care need, this study makes an original contribution to the literature by considering also estimations of palliative care need among those living with life-limiting illness. It is a notable finding that in any given year in Ireland, people aged over 50 living with a disease associated with palliative care need outnumber those in their last year of life with such a disease by approximately 12:1. While a small proportion of those living with relevant diseases require specialist care throughout their disease trajectory, many will benefit from some specialist palliative care input. Although occasional or episodic involvement of specialist palliative care services is proposed as the best practice model of care for Ireland⁴⁷, significant barriers to providing integrated palliative care exist⁴⁸. Focused efforts will be required to overcome these obstacles.

Notably the disability burden – as defined by the number of everyday tasks people require help with – will nearly treble among older people in the next 30 years unless novel treatment modalities are associated with improved disability-free survival rates. Lack of appropriate supports in everyday tasks is an established risk for health deterioration and avoidable service use^{39,49,50}. Reconfiguring care provision and medical training for an age of multimorbidity and complexity is critical to the needs of this group being met. System-wide projections suggest large increases in demand for services in all sectors even under optimistic assumptions around healthy ageing and service reconfiguration⁵¹.

These trends are imposing, particularly given the challenges already facing the Irish health service, but those responsible for planning health care services are forewarned. Previous studies have found that both specialist and generalist palliative care capacity and funding in Ireland are well short of levels required to meet current need^{22,52}. Universal access to generalist and specialist services will require multiplicative increases in available budgets^{28,52}. Resource allocation is necessary but not the sole requirement to meet this growing demand. One foremost supply-side challenge is the identification, training and retention of staff to provide services on a scale outlined in our analyses, although this challenge is faced by the whole health care system. While workforce planning and development is always a complex task, there are particular issues related to palliative care services. For example, healthcare professionals have previously reported lacking the skills or confidence required to provide palliative care^{53,54}. These deficits have been

linked primarily to historical gaps in education and ongoing training in palliative care⁴⁷. However, variation in knowledge or experience in Ireland may also be attributable to regional differences in service provision⁵⁵.

Sláintecare project milestones for 2019 include the development of a revised national palliative care policy⁵⁶. Ireland is recognised to have a high standard of palliative care provision^{10,11,20} and previous policy has done much to enable this. However, it is timely to reflect on the observation that historically key policy goals in palliative care were not realised in Ireland because of “large resource commitments required; the competition for resources from other, better-established healthcare sectors; and challenges in expanding workforce and capacity”⁵². There is a growing literature focused on policy implementation that recognises that policies do not succeed or fail on their own merits, and that endeavours to close the policy-implementation gap. Chief among strategies recommended is improving policy design⁵⁷. The process of policy design should include the use of a good quality evidence base and the detailed population-focused analysis of need presented in this paper aims to serve this purpose in order to advance palliative care service development in Ireland.

Conclusion

Annual deaths in Ireland from a disease associated with palliative care need are estimated to increase up to 84% between 2016 and 2046. The number of people in a given year living through the year with a disease indicating palliative care need is estimated to increase 89% in the same period. These increases are large compared to many other high-income countries, and reflect Ireland’s relatively young population that is in the early stages of demographic ageing. People living with a disease indicating palliative care need outnumber those in the last year of life with such a diagnosis by about 12:1, and this ratio is steady across the period of analyses. To meet population health needs requires urgent strategic steps on funding, workforce development and service provision in specialist and generalist

palliative care. It is hoped that these data will be of value in informing the upcoming review of Irish national palliative care policy.

Data availability

Underlying and extended data

Open Science Framework: Appendix to: [Population-based projections of future palliative care need in Ireland], <https://doi.org/10.17605/OSF.IO/53BJH>³⁴

This project contains the following underlying/extended data:

- 20191101 Appendix Analysis 1 (All source data and results for Analysis 1)
- 20191101 Appendix Analyses 2 3 (All source data and results for Analyses 2 and 3)
- 20191101 Appendix TILDA Prevalence (Calculation of potential underestimation of palliative care need due to TILDA not explicitly recording some relevant diseases)

Data are available under the terms of the [Creative Commons Attribution-ShareAlike 4.0 International license](https://creativecommons.org/licenses/by-sa/4.0/) (CC BY-SA 4.0).

All CSO data can be downloaded directly from their website (last accessed October 17th, 2019): <https://www.cso.ie/en/media/csoie/releasespublications/documents/population/2013/PLFP20162046ZipfileExcel.zip>

TILDA data can be accessed in two ways. Access to all data, including end-of-life interviews, is available only from the TILDA servers at Trinity College Dublin. Application for access can be made via their website: <https://tilda.tcd.ie/data/accessing-data/>. Access to a reduced, harmonized version of Waves 1–4 can be accessed on application here: <https://www.ucd.ie/issda/data/tilda/>. TILDA recognizes replicability as an important part of science and on application can make available all .do files and data used in this study.

References

1. Sleeman KE, de Brito M, Etkind S, *et al.*: **The Escalating Global Burden of Serious Health-Related Suffering: Projections to 2060 by World Regions, Age Groups, and Health Conditions.** *Lancet Glob Health.* 2019; 7(7): e883–e892. [PubMed Abstract](#) | [Publisher Full Text](#) | [Free Full Text](#)
2. GBD 2013 Mortality and Causes of Death Collaborators: **Global, Regional, and National Age-Sex Specific All-Cause and Cause-Specific Mortality for 240 Causes of Death, 1990–2013: A Systematic Analysis for the Global Burden of Disease Study 2013.** *Lancet.* 2015; 385(9963): 117–171. [PubMed Abstract](#) | [Publisher Full Text](#) | [Free Full Text](#)
3. Banerjee S: **Multimorbidity—older Adults Need Health Care That Can Count Past One.** *Lancet.* 2015; 385(9968): 587–589. [PubMed Abstract](#) | [Publisher Full Text](#)
4. Kelley AS, Morrison RS: **Palliative Care for the Seriously Ill.** *N Engl J Med.* 2015; 373(8): 747–755. [PubMed Abstract](#) | [Publisher Full Text](#) | [Free Full Text](#)
5. Mc Veigh C, Reid J, Larkin P, *et al.*: **The Provision of Generalist and Specialist Palliative Care for Patients With Non-Malignant Respiratory Disease in the North and Republic of Ireland: A Qualitative Study.** *BMC Palliat Care.* 2017; 17(1): 6. [PubMed Abstract](#) | [Publisher Full Text](#) | [Free Full Text](#)
6. World Health Organization: **WHO Definition of Palliative Care.** 2017; Accessed August 15th, 2017. [Reference Source](#)
7. Kavalieratos D, Corbelli J, Zhang D, *et al.*: **Association Between Palliative Care and Patient and Caregiver Outcomes: A Systematic Review and Meta-analysis.** *JAMA.* 2016; 316(20): 2104–2114. [PubMed Abstract](#) | [Publisher Full Text](#) | [Free Full Text](#)
8. Gaertner J, Siemens W, Meerpohl JJ, *et al.*: **Effect of Specialist Palliative Care Services on Quality of Life in Adults With Advanced Incurable Illness in Hospital, Hospice, or Community Settings: Systematic Review and Meta-Analysis.** *BMJ.* 2017; 357: j2925. [PubMed Abstract](#) | [Publisher Full Text](#) | [Free Full Text](#)
9. National Clinical Programme for Palliative Care: **Role Delineation Framework for Adult Palliative Care Services.** Dublin: Clinical Strategy and Programmes Division, Health Service Executive; 2015. [Reference Source](#)
10. Connor SR, Bermedo MCS: **Global Atlas of Palliative Care at the End of Life.** London, 2014. [Reference Source](#)

11. Economist Intelligence Unit: **The Quality of Death Index: Ranking palliative care across the world.** 2015.
[Reference Source](#)
12. Etkind SN, Bone AE, Gomes B, *et al.*: **How Many People Will Need Palliative Care in 2040? Past Trends, Future Projections and Implications for Services.** *BMC Med.* 2017; 15(1): 102.
[PubMed Abstract](#) | [Publisher Full Text](#) | [Free Full Text](#)
13. Eurostat: **The share of elderly people continues to increase.** Brussels: European Commission; 2019.
[Reference Source](#)
14. Danilova IA: **Problems of the quality of cause-specific mortality statistics at old ages.** *Adv Gerontol.* 2016; 6(1): 1–5.
[Publisher Full Text](#)
15. Harteloh P: **The Implementation of an Automated Coding System for Cause-Of-Death Statistics.** *Inform Health Soc Care.* 2018; 1–14.
[PubMed Abstract](#) | [Publisher Full Text](#)
16. Ferrell BR, Temel JS, Temin S, *et al.*: **Integration of Palliative Care Into Standard Oncology Care: American Society of Clinical Oncology Clinical Practice Guideline Update.** *J Clin Oncol.* 2017; 35(1): 96–112.
[PubMed Abstract](#) | [Publisher Full Text](#)
17. Bach PB, Schrag D, Begg CB: **Resurrecting treatment histories of dead patients: a study design that should be laid to rest.** *JAMA.* 2004; 292(22): 2765–2770.
[PubMed Abstract](#) | [Publisher Full Text](#)
18. Einav L, Finkelstein A, Mullainathan S, *et al.*: **Predictive modeling of U.S. health care spending in late life.** *Science.* 2018; 360(6396): 1462–1465.
[PubMed Abstract](#) | [Publisher Full Text](#) | [Free Full Text](#)
19. Kane PM, Daveson BA, Ryan K, *et al.*: **The need for palliative care in Ireland: a population-based estimate of palliative care using routine mortality data, inclusive of nonmalignant conditions.** *J Pain Symptom Manage.* 2015; 49(4): 726–733.e721.
[PubMed Abstract](#) | [Publisher Full Text](#)
20. Arias-Casais N, Garralda E, Rhee J, *et al.*: **EAPC Atlas of Palliative Care in Europe 2019.** Vilvoorde. 2019.
[Reference Source](#)
21. National Advisory Committee on Palliative Care: **The Report of the National Advisory Committee on Palliative Care.** In. Dublin: Department of Health and Children; 2001.
[Reference Source](#)
22. Weafer JA, Toft S: **National Summary of Patient Activity Data for Adult Specialist Palliative Care Services in the Republic of Ireland, 2012-2015.** Dublin: Irish Hospice Foundation/Health Service Executive; 2018.
[Reference Source](#)
23. Nolan A, Ma Y, Moore P: **Changes in Public Healthcare Entitlement and Healthcare Utilisation among the Older Population in Ireland.** In: Dublin: The Irish Longitudinal Study on Ageing; 2016.
[Reference Source](#)
24. Eurostat: **Unmet health care needs statistics.** Brussels: European Commission. 2018.
[Reference Source](#)
25. May P, McGarrigle C, Normand C: **Passing on: end-of-life experience for older adults in Ireland.** Dublin: TILDA; 2017.
26. ÓCoimín D, Korn B, Prizeman G, *et al.*: **Survey of Bereaved Relatives: VOICES MaJam.** Dublin: Mater Misericordiae University Hospital and St. James's Hospital; 2017.
[Reference Source](#)
27. Health Service Executive: **Palliative Care Services: Three-year development framework.** Dublin: HSE Primary Care Division; 2017.
[Reference Source](#)
28. Committee on the Future of Healthcare: **Sláintecare Report.** Dublin: Houses of the Oireachtas; 2017.
29. Barrett A, Savva G, Timonen V, *et al.*: **Fifty Plus in Ireland 2011: First Results from The Irish Longitudinal Study on Ageing.** Dublin. 2011.
[Reference Source](#)
30. Kearney PM, Cronin H, O'Regan C, *et al.*: **Cohort profile: the Irish Longitudinal Study on Ageing.** *Int J Epidemiol.* 2011; 40(4): 877–884.
[PubMed Abstract](#) | [Publisher Full Text](#)
31. Kenny R, Whelan B, Cronin H, *et al.*: **The Design of the Irish Longitudinal Study on Ageing.** Dublin, 2010.
[Reference Source](#)
32. **The Irish Longitudinal Study on Ageing.** Study Documents. Accessed 2017-8-31. 2017.
[Reference Source](#)
33. Central Statistics Office: **Population and Labour Force Projections 2016 - 2046.** In. Cork, 2013.
[Reference Source](#)
34. May P: **Appendices To: [population-based Projections of Future Palliative Care Need in Ireland].** *OSF.* 2019.
<http://www.doi.org/10.17605/OSF.IO/53BJH>
35. Katz S, Ford AB, Moskowitz RW, *et al.*: **Studies of the illness in the aged. The index of ADL: a standardized measure of biological and psychological function.** *JAMA.* 1963; 185(12): 914–919.
[PubMed Abstract](#) | [Publisher Full Text](#)
36. Gomez-Batiste X, Martínez-Muñoz M, Blay C, *et al.*: **Prevalence and characteristics of patients with advanced chronic conditions in need of palliative care in the general population: a cross-sectional study.** *Palliat Med.* 2014; 28(4): 302–311.
[PubMed Abstract](#) | [Publisher Full Text](#)
37. Organisation for Economic Co-operation and Development: **Preventing Ageing Unequally.** Paris, 2017.
[Reference Source](#)
38. May P, Normand C, Cassel JB, *et al.*: **Economics of Palliative Care for Hospitalized Adults With Serious Illness: A Meta-analysis.** *JAMA Intern Med.* 2018; 178(6): 820–829.
[PubMed Abstract](#) | [Publisher Full Text](#) | [Free Full Text](#)
39. Roe L, Normand C, Wren MA, *et al.*: **The impact of frailty on healthcare utilisation in Ireland: evidence from the Irish longitudinal study on ageing.** *BMC Geriatr.* 2017; 17(1): 203.
[PubMed Abstract](#) | [Publisher Full Text](#) | [Free Full Text](#)
40. Knaul FM, Bhadelia A, Rodriguez NM, *et al.*: **The Lancet Commission on Palliative Care and Pain Relief—findings, recommendations, and future directions.** *Lancet Glob Health.* 2018; 6: S5–S6.
[Publisher Full Text](#)
41. Storick V, O'Herlihy A, Abdelhafeez S, *et al.*: **Improving palliative care with machine learning and routine data: a rapid review [version 2; peer review: 3 approved].** *HRB Open Res.* 2019; 2: 13.
[Publisher Full Text](#)
42. Kelley AS, Covinsky KE, Gorges RJ, *et al.*: **Identifying Older Adults with Serious Illness: A Critical Step toward Improving the Value of Health Care.** *Health Serv Res.* 2017; 52(1): 113–131.
[PubMed Abstract](#) | [Publisher Full Text](#) | [Free Full Text](#)
43. Central Statistics Office: **Population and Labour Force Projections: 2016-2046.** Dublin, 2013.
[Reference Source](#)
44. Rosenman R, Tennekoon V, Hill LG: **Measuring bias in self-reported data.** *Int J Behav Healthc Res.* 2011; 2(4): 320–332.
[PubMed Abstract](#) | [Publisher Full Text](#) | [Free Full Text](#)
45. George LK: **Research design in end-of-life research: state of science.** *Gerontologist.* 2002; 42 Spec No 3: 86–98.
[PubMed Abstract](#) | [Publisher Full Text](#)
46. Stjernsward J, Foley KM, Ferris FD: **The public health strategy for palliative care.** *J Pain Symptom Manage.* 2007; 33(5): 486–493.
[PubMed Abstract](#) | [Publisher Full Text](#)
47. Ryan K, Creedon B, Myers K, *et al.*: **National Clinical Programme for Palliative Care Model of Care.** 2019.
48. Carmont SA, Mitchell G, Senior H, *et al.*: **Systematic review of the effectiveness, barriers and facilitators to general practitioner engagement with specialist secondary services in integrated palliative care.** *BMJ Support Palliat Care.* 2018; 8(4): 385–399.
[PubMed Abstract](#) | [Publisher Full Text](#)
49. Mytton OT, Oliver D, Mirza N, *et al.*: **Avoidable acute hospital admissions in older people.** *British Journal of Healthcare Management.* 2012; 18(11): 597–603.
[Publisher Full Text](#)
50. Slade SC, Carey DL, Hill AM, *et al.*: **Effects of falls prevention interventions on falls outcomes for hospitalised adults: protocol for a systematic review with meta-analysis.** *BMJ Open.* 2017; 7(11): e017864.
[PubMed Abstract](#) | [Publisher Full Text](#) | [Free Full Text](#)
51. Wren MA, Keegan C, Walsh B, *et al.*: **Projections of demand for healthcare in Ireland, 2015-2030: First report from the Hippocrates Model.** Dublin: Economic and Social Research Institute; 2017.
[Reference Source](#)
52. May P, Hynes G, McCaillon P, *et al.*: **Policy analysis: palliative care in Ireland.** *Health Policy.* 2014; 115(1): 68–74.
[PubMed Abstract](#) | [Publisher Full Text](#)
53. Irish Hospice Foundation: **Primary Palliative Care in Ireland: Identifying improvements in primary care to support the care of those in their last year of life.** 2011.
[Reference Source](#)
54. Johnston BM, May P, McCauley R, *et al.*: **Out-of-hours specialist and generalist palliative care service provision: an evidence review.** Dublin, 2019.
[Reference Source](#)
55. McIlpatrick S, Noble H, McCorry NK, *et al.*: **Exploring public awareness and perceptions of palliative care: a qualitative study.** *Palliat Med.* 2014; 28(3): 273–280.
[PubMed Abstract](#) | [Publisher Full Text](#)
56. Department of Health: **Sláintecare Action Plan.** Dublin, 2019.
[Reference Source](#)
57. May PJ: **Implementation failures revisited: Policy regime perspectives.** *Public Policy Adm.* 2014; 30(3–4): 277–299.
[Publisher Full Text](#)

Open Peer Review

Current Peer Review Status:  

Version 1

Reviewer Report 15 January 2020

<https://doi.org/10.21956/hrbopenres.14060.r26992>

© 2020 Finucane A. This is an open access peer review report distributed under the terms of the [Creative Commons Attribution License](#), which permits unrestricted use, distribution, and reproduction in any medium, provided the original work is properly cited.



Anne Finucane 

Marie Curie Hospice Edinburgh, Edinburgh, UK

This paper describes findings from a study to project future estimates palliative care need in Ireland up to 2046. It replicates an established methodology to estimate needs using national datasets. This study also extends previous work by estimating the number of people aged 50+ living and dying with diseases associated with palliative care need alongside disability burden, pain prevalence and health care utilisation. This latter analysis is original and provides important information on palliative care needs that has not previously been reported. Some further detail and cross-checking of a small number of calculations is needed. However, overall the paper provides clear evidence for significant future increases in the number of people living and dying with palliative care needs in Ireland; and describes the likely impact on health care service use. This is vital information for service commissioners and policy-makers involved in decision-making about end-of-life care in Ireland.

Abstract

- Clear, comprehensive, well written.
- For those outside of Ireland, perhaps clarify if data refers to the island of Ireland or Republic of Ireland.

Introduction

Please clarify whether the study is specific to the Republic of Ireland or the whole island of Ireland? What is the population and number of deaths in recent year(s)? Is it possible to add a comparison graph comparing age distribution of the Irish population (current and projected if available) with that of the EU or other relevant comparison countries (e.g. England/Wales; Scotland). This might provide useful detail on the extent to which the age profile of Ireland's population differs from other high-income countries. This could be presented in the Introduction, or in the Methods (setting) section.

Methods

- Data sources: Please reference data sources used in the first paragraph under Data sources.

- Perhaps clarify what are 'exposure' variables where they are first mentioned.
- Please add content to reference 34 link – further details could not be accessed.
- Please check page 4, last paragraph – last sentence – should this say ICD-10 codes instead of CSO codes?
- In analysis 2 and 3, please justify why those *living* with cancer (as opposed to those who died with cancer) can be classified as having a disease associated with palliative care need, given increased survivorship in those with a cancer diagnosis.
- Please add detail on step-by-step calculations for Analysis 2 & 3 – reference 34 contains no data.

Results

- Please recheck percentages in Results, paragraph 2. A 30-year increase of 68% is reported. Is this correct? Should this be 61% over 31 years? Please clarify.
- Please provide detail on how the increase in absolute numbers of deaths from a disease associated with palliative care need was calculated (78% to 84%) as the percentages are not presented in the table. Please recheck all percentages reported. Is 84% correct?
- Very interesting data in Table 3 and related figures, with important implications for policy and service commissioning.

Discussion

- Please check first line which states that the number of people in Ireland dying from a disease associated with palliative care need is estimated to increase between 68% to 84%. However in the results section, end of paragraph 3, the percentages mentioned are 78% to 84%. Please clarify.
- Please double-check Etkind *et al.* study for equivalent estimates for England and Wales (43% or 47% in Etkind *et al?*).
- Please elaborate on how Ireland's younger population might account for the greater increases in palliative care need in Ireland compared with England and Wales. This is not totally clear given that most of the increases in both studies comes from increases in the number of people dying aged 85+
- Limitations – last paragraph – should Table 1 read Table 2?
- “*and that endeavours to close the policy-implementation gap*”. Is there something missing from this sentence?
- Important points for future approaches to estimating future need are described and will be helpful to other researchers working in this area.

Conclusion

- As above, please recheck data (84% increase?).

- Overall the conclusion summarises the findings well and highlights important implications for palliative care policy and service delivery in Ireland.

Is the work clearly and accurately presented and does it cite the current literature?

Yes

Is the study design appropriate and is the work technically sound?

Yes

Are sufficient details of methods and analysis provided to allow replication by others?

Yes

If applicable, is the statistical analysis and its interpretation appropriate?

Yes

Are all the source data underlying the results available to ensure full reproducibility?

Yes

Are the conclusions drawn adequately supported by the results?

Yes

Competing Interests: No competing interests were disclosed.

Reviewer Expertise: palliative care, complex interventions, mixed-methods

I confirm that I have read this submission and believe that I have an appropriate level of expertise to confirm that it is of an acceptable scientific standard, however I have significant reservations, as outlined above.

Author Response 21 Jan 2020

Peter May, Trinity College Dublin, Dublin, Ireland

We are grateful to the reviewer for their detailed and thoughtful report. We have made a number of changes to the manuscript following these comments. The most substantive change is the addition of a new Figure comparing Ireland's population age distribution to the rest of the European Union (Figure 1, version 2). We also add clarifying text on Ireland's population ageing and the interpretation of our main results tables.

For the most part changes were minor. Each specific change is documented in responses to the relevant reviewer report. For each reviewer comment requiring action, we use the notation [R1/C1, R1/C2, etc], where R indicates which reviewer and C numbers each comment. We mark our responses to each comment >>>.

R2/C1 For those outside of Ireland, perhaps clarify if data refers to the island of Ireland or Republic of Ireland.

>>>Abstract changed to Republic of Ireland to avoid confusion.

>>>In the main manuscript we continue to use 'Ireland' and provide the following explanation under

Methods>Setting:

[Ireland] is sometimes called the Republic of Ireland to distinguish the sovereign state from the island of Ireland (incorporating Northern Ireland), but the country's official name is Ireland and we use this form throughout.

R2/C2 Please clarify whether the study is specific to the Republic of Ireland or the whole island of Ireland?

>>>See R2/C1.

R2/C3 What is the population and number of deaths in recent year(s)?

>>>Added to Methods>Setting

In 2015, the baseline year for our data, the estimated population was 4.7million people with 30,127 (0.006%) recorded deaths.

R2/C4 Is it possible to add a comparison graph comparing age distribution of the Irish population (current and projected if available) with that of the EU or other relevant comparison countries (e.g. England/Wales; Scotland). This might provide useful detail on the extent to which the age profile of Ireland's population differs from other high-income countries. This could be presented in the Introduction, or in the Methods (setting) section.

>>>We have added a new Figure 1 comparing Ireland's population distribution with the rest of the EU-28. Data are from the last Eurostat Census (2011) and are added to the OSF underlying data appendices.

R2/C5 Data sources: Please reference data sources used in the first paragraph under Data sources.

>>>References added.

R2/C6 Perhaps clarify what are 'exposure' variables where they are first mentioned.

>>>We have reworded the end of paragraph 2 in Methods>Data sources, so 'exposure variables' are now mentioned for the first time in their own sub-section, where they are defined.

R2/C7 Please add content to reference 34 link – further details could not be accessed.

>>>This reference mistakenly redirects the reader to the OSF registration, not the OSF content. We have asked editorial to correct. We have also revised how appendices are described in the text so that readers know which specific file to open.

R2/C8 Please check page 4, last paragraph – last sentence – should this say ICD-10 codes instead of CSO codes?

>>>Revised to:

For further details on concordance between the CSO's use of ICD-10 codes...

R2/C9 In analysis 2 and 3, please justify why those *living* with cancer (as opposed to those who

died with cancer) can be classified as having a disease associated with palliative care need, given increased survivorship in those with a cancer diagnosis.

>>>Explanation provided in Introduction>Rationale and aim:
policy and clinical guidelines increasingly recommend palliative care across the trajectory of serious disease, meaning that those dying from these diseases are only a subset of the overall population health need (refs). To inform decision-making in policy and practice, including the targeting of interventions to those who benefit, groups cannot be defined by their characteristics at death and instead must be identified prospectively on the basis of clinical and other relevant factors (refs).

R2/C10 Please add detail on step-by-step calculations for Analysis 2 & 3 – reference 34 contains no data.

>>>See R2/C7.

R2/C11 Please recheck percentages in Results, paragraph 2. A 30-year increase of 68% is reported. Is this correct? Should this be 61% over 31 years? Please clarify.

>>>We replaced the 2015 figure with the 2016 figure, and this is a 30-year change.

R2/C12 Please provide detail on how the increase in absolute numbers of deaths from a disease associated with palliative care need was calculated (78% to 84%) as the percentages are not presented in the table. Please recheck all percentages reported. Is 84% correct?

>>>These numbers are correct and correspond to the relevant cells. We have added more explanatory text prior to Table 2 to assist interpretation:
We quantify changing need over time in three ways in Table 2: absolute number of projected deaths with palliative care need in a given year (denoted n_y), this absolute number as a proportion of all projected deaths in a given year (denoted $p(N_y)$), and this absolute number relative to absolute number of projected deaths with palliative care need at baseline in 2016 (denoted 'Rate of change index').

R2/C13 Please check first line which states that the number of people in Ireland dying from a disease associated with palliative care need is estimated to increase between 68% to 84%. However in the results section, end of paragraph 3, the percentages mentioned are 78% to 84%. Please clarify.

>>>As well as changes under R2/C12, we revise the opening section of the discussion as follows:
The number of people in Ireland dying from a disease associated with palliative care need is estimated to increase 68% between 2016 and 2046 if levels of need stay constant. Under assumptions of changing need, increases are estimated in the range 78–84% depending on projection method employed

R2/C14 Please double-check Etkind *et al.* study for equivalent estimates for England and Wales (43% or 47% in Etkind *et al.*?).

>>>Our 43% comes from the abstract (an increase of 161842 to 537240) but in their Discussion they do report 47% which can be sourced to a different projection method (which gives an increase

of 175,336 to 550,734). Since we also used this latter method, you are correct that this is a valid comparison. 43% has been changed to 47% at all points.

R2/C15 Please elaborate on how Ireland's younger population might account for the greater increases in palliative care need in Ireland compared with England and Wales. This is not totally clear given that most of the increases in both studies comes from increases in the number of people dying aged 85+

>>>Following R2/C4 above, we have added Figure 1 to illustrate this point and also this explanatory text (Methods>Setting):

Compared to the other 27 countries in the European Union (EU), Eurostat's 2011 Census data show that Ireland has a higher proportion of its population for each age group under the age of 40. The EU average is higher for each age group over 40. Therefore Ireland can be seen as relatively early in the current trend for global ageing: in 20-30 years' time it will have proportionally larger numbers moving into older age and retirement compared to other high-income countries who are already experiencing these trends 19 . Need for geriatric and palliative care will rise accordingly as the population ages.

R2/C16 Limitations – last paragraph – should Table 1 read Table 2?

>>>Correct. We have changed.

R2/C17 "*and that endeavours to close the policy-implementation gap*". Is there something missing from this sentence?

>>>Revised for clarity:

There is a growing literature recognising that policy enactment does not translate directly to policy success. Rather, implementation and continued support for the policy after enactment are essential.

R2/C18 As above, please recheck data (84% increase?).

>>>Please see R2/C12 and R2/C13.

Competing Interests: None.

Reviewer Report 08 January 2020

<https://doi.org/10.21956/hrbopenres.14060.r27048>

© 2020 Lundström S. This is an open access peer review report distributed under the terms of the [Creative Commons Attribution License](#), which permits unrestricted use, distribution, and reproduction in any medium, provided the original work is properly cited.



Staffan Lundström 

¹ Department of Palliative Medicine, Stockholms Sjukhem Foundation, Stockholm, Sweden

² Department of Oncology-Pathology, Karolinska Institutet, Stockholm, Sweden

This paper sets out to estimate palliative care needs in Ireland from 2016 and 30 years ahead. The authors use a method for estimation recently used in a study on future palliative care needs in England and Wales, but also adds survey data to study projections of disability burden, pain prevalence and health care utilization among older people with palliative care needs. The results show a marked increase in the need for palliative care during the studied period, and it is the authors ambition to inform authorities and stakeholders in order to advance the development of palliative care services and policy.

The paper is well written, and the limitations are well displayed and discussed. The authors point out that data for analyses 2 and 3 were available only for people aged 50+. Palliative care needs in younger groups can be large and significant, however the numbers are smaller. The paper shows an increased need for palliative care, but could elaborate further on the need for general versus specialised palliative care - where and how should resources be allocated?

Two specific comments:

- For readers outside of Ireland it would be valuable if the authors provided information about the current number of inhabitants in Ireland in Methods/Setting.
- Details on TILDA are provided in references, but I suggest the authors in the text provide the number of participants they base analyses 2 and 3 on, namely Wave 3 (2014) and the end-of-life interviews Waves 1-5. This would facilitate the assessment of validity of the findings.

Is the work clearly and accurately presented and does it cite the current literature?

Yes

Is the study design appropriate and is the work technically sound?

Yes

Are sufficient details of methods and analysis provided to allow replication by others?

Yes

If applicable, is the statistical analysis and its interpretation appropriate?

Yes

Are all the source data underlying the results available to ensure full reproducibility?

Yes

Are the conclusions drawn adequately supported by the results?

Yes

Competing Interests: No competing interests were disclosed.

Reviewer Expertise: Palliative medicine, Pain medicine.

I confirm that I have read this submission and believe that I have an appropriate level of expertise to confirm that it is of an acceptable scientific standard.

Author Response 21 Jan 2020

Peter May, Trinity College Dublin, Dublin, Ireland

We are grateful to the reviewer for their report. Changes were minor. For each reviewer comment requiring action, we use the notation [R1/C1, R1/C2, etc], where R indicates which reviewer and C numbers each comment. We mark our responses to each comment >>>.

R1/C1 For readers outside of Ireland it would be valuable if the authors provided information about the current number of inhabitants in Ireland in Methods/Setting.

>>>Added to Methods>Setting:

In 2015, the baseline year for our data, the estimated population was 4.7million people with 30,127 (0.006%) recorded deaths.

R1/C2 Details on TILDA are provided in references, but I suggest the authors in the text provide the number of participants they base analyses 2 and 3 on, namely Wave 3 (2014) and the end-of-life interviews Waves 1-5. This would facilitate the assessment of validity of the findings.

>>>Sample sizes added to Methods>Data sources for Wave 3 (N=6,381) and end-of-life interview (N=716).

Competing Interests: None.