

A new species of the genus *Deinodryinus* Perkins (Hymenoptera, Dryinidae) from the USA

Stefano Speranza¹, Massimo Olmi², Adalgisa Guglielmino¹, Mario Contarini¹

1 Department of Agriculture and Forest Sciences (DAFNE), University of Tuscia, Viterbo, Italy **2** Tropical Entomology Research Center, Viterbo, Italy

Corresponding author: Adalgisa Guglielmino (guglielm@unitus.it)

Academic editor: Michael Ohl | Received 17 October 2018 | Accepted 20 November 2018 | Published 19 December 2018

<http://zoobank.org/453BD4A0-1DEE-4490-84FB-6BAA780B8B6E>

Citation: Speranza S, Olmi M, Guglielmino A, Contarini M (2018) A new species of the genus *Deinodryinus* Perkins (Hymenoptera, Dryinidae) from the USA. ZooKeys 809: 31–39. <https://doi.org/10.3897/zookeys.809.30647>

Abstract

A new species of *Deinodryinus* Perkins, 1907, is described from the USA, Texas: *D. bimaculatus* sp. n. Morphologically the new species is similar to *D. masneri* (Olmi, 1984), but it is distinguished by the head lacking a frontal line and the forewing crossed by two dark transverse bands; in *D. masneri* the head shows a conspicuous frontal line and the forewing is hyaline and without dark transverse bands.

Keywords

Chrysidoidea, Anteoninae, Texas, Buescher State Park, *Deinodryinus bimaculatus*, *Deinodryinus masneri*, taxonomy, key

Introduction

Dryinidae (Hymenoptera: Chrysidoidea) are parasitoids and often also predators of leafhoppers, planthoppers and treehoppers (Hemiptera, Auchenorrhyncha) (Guglielmino et al. 2013). They comprise 16 subfamilies, 50 genera and more than 1800 world species (Olmi and Xu 2015; Tribull 2015).

One of the most common genera of this family is *Deinodryinus* Perkins, 1907, belonging to the subfamily Anteoninae. *Deinodryinus* species are parasitoids of leafhoppers belonging to the Cicadellidae (Guglielmino et al. 2013; Olmi and Virla 2014;

Olmi and Xu 2015). As in almost all dryinids, females of *Deinodryinus* have a chelate protarsus. Chelae are used to capture and restrain the host during oviposition and host feeding (Olmi 1984, 1994).

According to Olmi (1984, 1987), in the Nearctic region, the genus *Deinodryinus* includes four species. In 2017 the authors examined a further new species collected in Texas. It is described below.

Material and methods

The description follows the terminology used by Olmi (1984), Guglielmino et al. (2017b, 2018) and Olmi and Virla (2014). The measurements reported are relative, except for the total length (head to abdominal tip, without the antennae), which is expressed in millimeters. In the descriptions, POL is the distance between the inner edges of the lateral ocelli; OL is the distance between the inner edges of a lateral ocellus and the median ocellus; OOL is the distance from the outer edge of a lateral ocellus to the compound eye; OPL is the distance from the posterior edge of a lateral ocellus to the occipital carina; TL is the distance from the posterior edge of an eye to the occipital carina.

The term “metapectal-propodeal complex” is here used in the sense of Kawada et al. (2015). It corresponds to the term “metathorax + propodeum” sensu Olmi (1984), Xu et al. (2013), Olmi and Virla (2014) and Olmi and Xu (2015). The terms “metapostnotum” and “first abdominal tergum” sensu Kawada et al. (2015), used here, correspond to the terms “dorsal surface of propodeum” and “posterior surface of propodeum”, sensu Olmi (1984), Xu et al. (2013), Olmi and Virla (2014) and Olmi and Xu (2015).

The types of all Nearctic species of *Deinodryinus* were examined. The material studied in this paper is deposited in the collection of the Department of Entomology, Texas A&M University, College Station, Texas, USA (TAMU).

The description of the new species is based on the study of only a single specimen. The authors are aware that descriptions of new taxa should normally be based on more individuals. However, Dryinidae are so rare that it is uncommon to collect more than one specimen of each species. In addition, on the basis of the experience and knowledge of the authors, the new species is sufficiently delimited by unique characters to justify its description.

Results

Genus *Deinodryinus* Perkins, 1907

Deinodryinus Perkins, 1907: 45.

Type species. *Deinodryinus paradoxus* Perkins, 1907, designated by Muesebeck and Walkley (1951).



Figure 1. *Deinodryinus atriventris* (Cresson), female from Ohio, Columbus: **A** habitus in dorsal view **B** head and mesosoma in dorsal view **C** head and mesosoma in lateral view **D** metapectal-propodeal complex in dorsal view **E** head in frontal view **F** forewing.

Diagnosis. Female (Fig. 1): Macropterous or micropterous; palpal formula 6/3; occipital carina complete; vertex of head frequently with two strong oblique keels connecting posterior ocelli to occipital carina; pronotum with distinct anterior collar and posterior disc; in macropterous females forewing usually with distal part of stigmal vein longer than proximal part, less frequently as long as, or shorter than proximal part; enlarged claw with inner proximal prominence not bearing bristles, with one or two bristles or peg-like hairs located further distally than proximal prominence; tibial

spurs 1/1/2. Male: Macropterous (even with micropterous female); palpal formula 6/3; vertex of head frequently with two strong oblique keels connecting posterior ocelli to occipital carina; antennal hairs usually much longer than breadth of segments, less frequently shorter than breadth of segments; forewing usually with distal part of stigmal vein longer than proximal part, less frequently as long as, or shorter than proximal part; forewing usually with pterostigma four, or more than four, times as long as broad; paramere without dorsal process, usually with one more-or-less large inner branch wrapping penis, less frequently with one reduced inner branch; tibial spurs 1/1/2.

***Deinodryinus bimaculatus* sp. n.**

<http://zoobank.org/229725A4-497A-40D7-AE11-3ED7BCE6D7AB>

Fig. 2

Diagnosis. Female with head not provided with two oblique keels connecting posterior ocelli to occipital carina (Fig. 2B); head without frontal line (Fig. 2B); forewing with two dark transverse bands (Fig. 2C); metapectal-propodeal complex strongly reticulate rugose, mainly on metapostnotum (Fig. 2D).




Figure 2. *Deinodryinus bimaculatus* sp. n., female holotype: **A** habitus in dorsal view **B** head, pronotum and mesoscutum in dorsal view **C** habitus in lateral view **D** metapectal-propodeal complex in dorsal view. Scale bars: 2.09 mm (**A**), 0.95 mm (**B**), 1.50 mm (**C**), 0.99 mm (**D**).

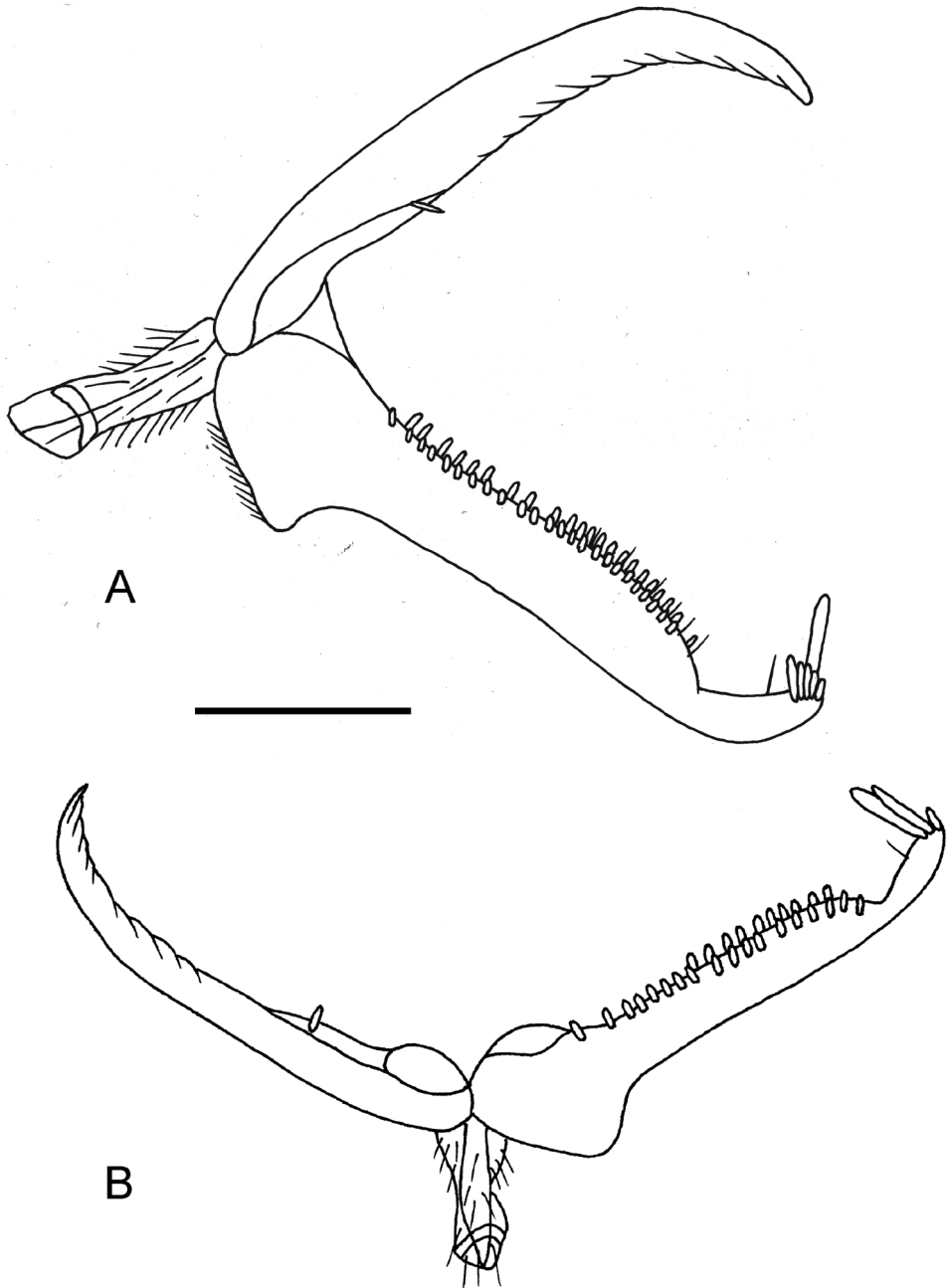


Figure 3. *Deinodryinus bimaculatus* sp. n., female holotype: **A** chela **B** *Deinodryinus masneri* (Olm), female from California, Tulare Co., Clough's Cave; chela. Scale bars: 0.08 mm (**A**), 0.12 mm (**B**).




Figure 4. *Deinodryinus paradoxus* Perkins: female from Arizona, Madera Canyon: **A** mesosoma in dorsal view **C** head in dorsal view. *Deinodryinus atriventris* (Cresson), female from Kentucky, Herndon Farm: **B** head in dorsal view. Scale bars: 0.84 mm (**A**), 0.61 mm (**B**), 0.59 mm (**C**).

Description. Female. Fully winged (Fig. 2). Length 2.4 mm. Head black, except mandible, clypeus and gena testaceous. Antenna testaceous, except antennomere 10 slightly darkened. Mesosoma black, except anterior, posterior and lateral margins of pronotum testaceous. Metasoma brown. Legs testaceous, except metacoxa partly brown, club of metafemur and metatibia with brown spot. Antenna clavate. Antennomeres in following proportions: 9:5:10:7:5:5:5:5:6. Head dull, granulate (Fig. 2B). Frontal line absent. Occipital carina complete. Head without oblique keels connecting posterior ocelli to occipital carina (Fig. 2B). POL = 3; OL = 3; OOL = 5; OPL = 6; TL = 6. Greatest breadth of lateral ocelli shorter than OPL (2:6). Pronotum shiny, punctate, unsculptured among punctures, sculptured by many transverse striae, with posterior surface about as long as mesoscutum. Mesoscutum shiny, very slightly granulate, mainly on lateral regions. Notauli incomplete (Fig. 2B), reaching approximately 0.6 × length of mesoscutum. Mesoscutellum and metanotum shiny, unsculptured. Metapectal-propodeal complex dull, reticulate rugose and granulate, without transverse or longitudinal keels (Fig. 2D). Metapostnotum and first abdominal tergum not separated by transverse keel. Forewing hyaline, with two dark transverse bands (Fig. 2D). Distal part of stigmal vein longer than proximal part (8:6). Protarsomeres in following proportions: 7:3:4:10:18. Enlarged claw (Fig. 3) with one bristle situated further distally than proximal prominence. Protarsomere 5 (Fig. 3) with two rows of about 46 lamellae and distal apex provided

with approximately six lamellae, among which one much longer than others. Tibial spurs 1/1/2.

Male. Unknown.

Material examined. Holotype: female, USA: Texas, Bastrop Co., Buescher State Park, 29.iv–10.v.1990, R. Wharton leg. (TAMU).

Hosts. Unknown.

Distribution. USA (Texas).

Etymology. The species is named *bimaculatus* (adjective formed by the prefix “bi-” meaning “two” + the Latin adjective “maculatus”, meaning “spotted”), because its forewing shows two dark transverse bands.

Remarks. On the basis of the morphological characters indicated in the above diagnosis, *D. bimaculatus* is similar to *D. masneri* (Olmi, 1984), but it differs because the head has no frontal line (frontal line present in *D. masneri*) and the forewing has two dark transverse bands (no dark bands in *D. masneri*). Following the description of the new species, the key to the females of Nearctic *Deinodryinus* published by Olmi (1984) can be revised as follows:

- 1 Metapectal-propodeal complex strongly reticulate rugose, mainly on meta-
postnotum (Figs 1D, 2D) **2**
- Metapectal-propodeal complex not reticulate rugose; metapostnotum surface
mainly smooth, except some slight irregular keels (Fig. 4A) **4**
- 2 Vertex of head with two complete keels connecting posterior ocelli to occipital
carina (Fig. 4B); occasionally keels incomplete (Fig. 1B)
..... ***D. atriventris* (Cresson)**
- Vertex of head without two oblique keels connecting posterior ocelli to occipital
carina (Fig. 2B) **3**
- 3 Head with frontal line; forewing hyaline, without dark transverse bands.....
..... ***D. masneri* (Olmi)**
- Head without frontal line (Fig. 2B); forewing with two dark transverse bands
(Fig. 2C) ***D. bimaculatus* sp. n.**
- 4 Face mostly smooth, except few irregular keels near clypeus.....
..... ***D. quercicolus* Perkins**
- Face completely sculptured by irregular keels (Fig. 4C)
..... ***D. paradoxus* Perkins**

Conclusion

Olmi (1984, 1987) listed in the Nearctic region the following four species of *Deinodryinus*: *D. atriventris* (Cresson, 1872), known from Canada, Mexico and USA; *D. masneri* (Olmi, 1984), *D. paradoxus* Perkins, 1907, and *D. quercicolus* Perkins, 1907, known from Mexico and USA. Following the above description, *D. bimaculatus* sp. n., from Texas, is added to the previous lists.

The genus *Deinodryinus* comprises now 163 species (including the new species hereby described), recorded in all the zoogeographic regions, except Antarctica. In the Neotropical region, 112 species are known (Olmi and Virla 2014). In the other regions the number of known species is fewer: nine species in the Oriental region (Xu et al. 2013), seven species in the Palearctic region (unpublished data), 28 species in the Afrotropical region (unpublished data), two species in the Australian region (Olmi 1991); and five species in the Nearctic region (according to the present paper).

The most common Nearctic species of *Deinodryinus* is *D. atriventris*. One of the authors (MO) reared this species in 2002 in New York state (surroundings of Geneva, Ontario Co.) from *Gyponana cacumina* DeLong and *Gyponana lamina* DeLong (Cicadellidae, Gyponinae), well known vectors of phytoplasmas (Hill and Sinclair 2000) (**New host record**; no other hosts are known). The hosts of other Nearctic species of *Deinodryinus* are unknown (Guglielmino et al. 2013). Records of hosts in the genus *Deinodryinus* are very rare. Previously, the unique records were those of Guglielmino et al. (2013, 2017a). They quoted the following hosts: in Italy, *Laburrus quadratus* (Forel) (Cicadellidae, Deltocephalinae) as host of *Deinodryinus hispanicus* (Olmi, 1991); in South Africa, *Colistra parvulus* (Linnavuori) (Cicadellidae, Deltocephalinae) as host of *Deinodryinus danielssoni* Olmi, 1998; in Namibia, *Aconurella compta* (Naudé), *Exitianus nanus* (Distant) and *Exitianus okahandia* Ross (Cicadellidae, Deltocephalinae) as hosts of *Deinodryinus paulyi* (Olmi, 1987).

Acknowledgements

Many thanks to Prof. James B. Woolley and Dr Karen Wright (Texas A&M University, College Station, USA) for the loan of the specimen described in the present paper. The authors are very grateful to Prof. Maurizio Biondi (University of L'Aquila, Italy) for the multifocal pictures of the new species. Many thanks to Dr. Huayan Chen (Ohio State University) for permission to publish his photos of *Deinodryinus atriventris* (Fig. 1). The authors are grateful to Dr. Clayton Corrêa Gonçalves (Instituto Nacional de Pesquisas de Amazônia, Manaus, Brazil) for the identifications of *Gyponana* species hosts of *Deinodryinus atriventris*. Many thanks to Mr. Massimo Vollaro (University of Tuscia, Viterbo) for his photos of *Deinodryinus atriventris* and *paradoxus* (Fig. 4) and Prof. James B. Woolley for his review of the English language of the present paper. We thank two anonymous referees and the subject editor Michael Ohl for their valuable comments and suggestions. This research was carried out in the frame of the MIUR (Italian Ministry for Education, University and Research) initiative "Department of excellence" (Law 232/2016) and partially supported by the European Commission under the Grant Agreement number 774571 (project PANTHEON – "Precision farming of hazelnut orchards").

References

- Guglielmino A, Olmi M, Bückle C (2013) An updated host-parasite catalogue of world Dryinidae (Hymenoptera: Chrysidoidea). *Zootaxa* 3740: 1–113. <https://doi.org/10.11646/zootaxa.3740.1.1>
- Guglielmino A, Olmi M, Marletta A, Bückle C (2017a) Larval morphology of three species of Anteoninae (Hymenoptera, Dryinidae). *Zootaxa* 4320: 470–486. <https://doi.org/10.11646/zootaxa.4320.3.4>
- Guglielmino A, Olmi M, Marletta A, Speranza S (2017b) Description of the first species of *Gonadryinus* Olmi (Hymenoptera, Dryinidae) from the Afrotropical region. *Zootaxa* 4238: 440–444. <https://doi.org/10.11646/zootaxa.4238.3.11>
- Guglielmino A, Olmi M, Marletta A, Speranza S (2018) Discovery of the first species of *Dryinus* Latreille (Hymenoptera: Dryinidae) from Burmese amber. *Zootaxa* 4394: 443–448. <https://doi.org/10.11646/zootaxa.4394.3.10>
- Hill GT, Sinclair WA (2000) Taxa of Leafhoppers Carrying Phytoplasmas at Sites of Ash Yellows Occurrence in New York State. *Plant Disease* 84(2): 134–138. <https://doi.org/10.1094/PDIS.2000.84.2.134>
- Kawada R, Lanes GO, Azevedo CO (2015) Evolution of metapostnotum in flat wasps (Hymenoptera, Bethyloidea): implications for homology assessments in Chrysidoidea. *PLoS ONE* 10(10): e0140051. <https://doi.org/10.1371/journal.pone.0140051>
- Muesebeck CFW, Walkley LM (1951) Family Dryinidae. In: Muesebeck CFW, Krombein KV, Townes HK (Eds) *Hymenoptera of America North of Mexico. Synoptic catalogue*. U.S. Department of Agriculture, Agriculture Monograph, 2, Washington, D.C., 1034–1043.
- Olmi M (1984) A revision of the Dryinidae (Hymenoptera). *Memoirs of the American Entomological Institute* 37: i–xii + 1–1913.
- Olmi M (1987) New species of Dryinidae (Hymenoptera, Chrysidoidea). *Fragmenta Entomologica* 19: 371–456.
- Olmi M (1991) Supplement to the revision of the world Dryinidae (Hymenoptera Chrysidoidea). *Frustula entomologica* (NS) 12[1989]: 109–395.
- Olmi M (1994) The Dryinidae and Embolemyidae (Hymenoptera: Chrysidoidea) of Fennoscandia and Denmark (*Fauna Entomologica Scandinavica* 30). E.J. Brill, Leiden, Netherlands, 100 pp.
- Olmi M, Virla EG (2014) Dryinidae of the Neotropical Region (Hymenoptera: Chrysidoidea). *Zootaxa* 3792: 1–534. <https://doi.org/10.11646/zootaxa.3792.1.1>
- Olmi M, Xu Z (2015) Dryinidae of the Eastern Palaearctic region (Hymenoptera: Chrysidoidea). *Zootaxa* 3996: 1–253. <https://doi.org/10.11646/zootaxa.3996.1.1>
- Perkins RCL (1907) Parasites of leaf-hoppers. Report of Work of the Experiment Station of the Hawaiian Sugar Planters' Association, Division of Entomology, Bulletin No. 4: 5–59.
- Tribull CM (2015) Phylogenetic relationships among the subfamilies of Dryinidae (Hymenoptera, Chrysidoidea) as reconstructed by molecular sequencing. *Journal of Hymenoptera Research* 45: 15–29. <https://doi.org/10.3897/JHR.45.5010>
- Xu Z, Olmi M, He J (2013) Dryinidae of the Oriental region (Hymenoptera: Chrysidoidea). *Zootaxa* 3614: 1–460. <https://doi.org/10.11646/zootaxa.3614.1.1>