



Review

# Nano-Silica-Modified Concrete: A Bibliographic Analysis and Comprehensive Review of Material Properties

Kaffayatullah Khan <sup>1,\*</sup>, Waqas Ahmad <sup>2</sup>, Muhammad Nasir Amin <sup>1</sup> and Sohaib Nazar <sup>2</sup>

<sup>1</sup> Department of Civil and Environmental Engineering, College of Engineering, King Faisal University, Al-Ahsa 31982, Saudi Arabia; mgadir@kfu.edu.sa

<sup>2</sup> Department of Civil Engineering, COMSATS University Islamabad, Abbottabad 22060, Pakistan; waqasahmad@cuiatd.edu.pk (W.A.); sohaibnazar@cuiatd.edu.pk (S.N.)

\* Correspondence: kkhan@kfu.edu.sa

**Abstract:** Several review studies have been performed on nano-silica-modified concrete, but this study adopted a new method based on scientometric analysis for the keywords' assessment in the current research area. A scientometric analysis can deal with vast bibliometric data using a software tool to evaluate the diverse features of the literature. Typical review studies are limited in their ability to comprehensively and accurately link divergent areas of the literature. Based on the analysis of keywords, this study highlighted and described the most significant segments in the research of nano-silica-modified concrete. The challenges associated with using nano-silica were identified, and future research is directed. Moreover, prediction models were developed using data from the literature for the strength estimation of nano-silica-modified concrete. It was noted that the application of nano-silica in cement-based composites is beneficial when used up to an optimal dosage of 2–3% due to high pozzolanic reactivity and a filler effect, whereas a higher dosage of nano-silica has a detrimental influence due to the increased porosity and microcracking caused by the agglomeration of nano-silica particles. The mechanical strength might enhance by 20–25% when NS is incorporated in the optimal amount. The prediction models developed for predicting the strength of nano-silica-modified concrete exhibited good agreement with experimental data due to lower error values. This type of analysis may be used to estimate the essential properties of a material, therefore saving time and money on experimental tests. It is recommended to investigate cost-effective methods for the dispersion of nano-silica in higher concentrations in cement mixes; further in-depth studies are required to develop more accurate prediction models to predict nano-silica-modified concrete properties.

**Keywords:** nanomaterials; nano-silica; cementitious materials; mechanical properties; durability; microstructure; scientometric analysis



**Citation:** Khan, K.; Ahmad, W.; Amin, M.N.; Nazar, S. Nano-Silica-Modified Concrete: A Bibliographic Analysis and Comprehensive Review of Material Properties. *Nanomaterials* **2022**, *12*, 1989. <https://doi.org/10.3390/nano12121989>

Academic Editors: Francesca Romana Lamastra and Jordi Sort

Received: 26 April 2022

Accepted: 6 June 2022

Published: 9 June 2022

**Publisher's Note:** MDPI stays neutral with regard to jurisdictional claims in published maps and institutional affiliations.



**Copyright:** © 2022 by the authors. Licensee MDPI, Basel, Switzerland. This article is an open access article distributed under the terms and conditions of the Creative Commons Attribution (CC BY) license (<https://creativecommons.org/licenses/by/4.0/>).

## 1. Introduction

Utilizing resources economically and effectively has become a priority nowadays. Cement, being the primary component of concrete, has been under criticism in recent decades for the amount of CO<sub>2</sub> emitted during its manufacture [1–3]. While cement possesses superior mechanical characteristics, it has been unable to meet the standards of durability [4–7]. Due to the limitations of cement, researchers began exploring additives that may improve the concrete properties while simultaneously making it lighter and more durable [8–12]. To increase the compactness, strength, and durability of cementitious materials, fly ash, silica fume, and other microparticles were used [13–16]. Additionally, these additives were chosen since they are industrial waste products that may be used responsibly and are also eco-friendly [17–20]. Fly ash is not favorable for initial strength gain and setting time and, hence, has certain drawbacks [21]. Silica fume, in combination with ceramic waste and rice husk ash, has lately attracted researchers' interest, owing to its impact on the performance of cementitious materials [22]. Rice husk ash is a by-product

of rice production that might be more efficiently exploited by substituting for 10–15% of cement [23–25]. The durability performance of rice husk ash concrete and recycled ceramic waste concrete has been improved in studies [26,27]. The production procedure for RHA is quite laborious, which raises concerns.

Researchers have achieved new heights in the realm of nanotechnology with the discovery of nano-particles (NP) finer than 100 nm in size [28–30]. NP may be used to improve the mechanical characteristics of various materials, such as polymers [31–33] and cementitious materials [34–37], and are also useful in the medical, engineering, and food domains [38–41]. This prompted researchers to perform more research on the impact of nano-silica (NS) on concrete [42]. Numerous NP have been investigated, including nano ZnO, nano Fe<sub>2</sub>O<sub>3</sub>, nano Al<sub>2</sub>O<sub>3</sub>, nano TiO<sub>2</sub>, and NS. Among all these NP, the utilization of NS in concrete enhanced compressive strength (CS) the most [43]. Additionally, NS shortened the initial and final setting times of the concrete and increased its early age strength. The most important component of NS is its nanostructure, which provides an unusually large specific surface area (SSA) and, hence, performs as an aggregate–cement binder [44]. NS's significant pozzolanic activity is ascribed to its nano-particle size [45,46]. The interfacial transition zone (ITZ), which is regarded as a weak phase in cementitious materials, is also improved [47] since these NP pack in all gaps and voids due to their tiny size [48], hence decreasing permeability. NS has been shown to be a highly active component that accelerates the hydration process of cementitious materials [49] and forms more calcium-silicate-hydrate (C-S-H) gel [50,51], which is liable for the material strength [52,53]. The proportion of portlandite-Ca(OH)<sub>2</sub> in cementitious materials decreases when NS combines with Ca(OH)<sub>2</sub> to generate a denser product [54]. Some previous studies have indicated that substituting NS for up to 4% of the cement in concrete can enhance its mechanical strength and durability under adverse circumstances such as elevated temperatures and corrosion [55,56]. Though various researchers have confirmed the use of NS for particular applications of cementitious materials, it has been shown to be highly successful when utilized in a 0.5 to 4% proportion as a cement substitution. The excess amount of NS may cause agglomeration, owing to improper dispersion, hence limiting workability [57]. One of the most distinguishing characteristics of NP is their high volume-to-surface area ratio, as seen in Figure 1 [58]. Numerous NP are employed as nano additives in cementitious composites to improve their macroscopic characteristics and functioning; NS have become prevalent among those NP. However, the restricted practical uses of NS in construction are because of the high cost of NS, which is still 1000 times more expensive than ordinary cement [59,60].

Although studies on NS concrete progress in response to growing mechanical and durability issues, scientists are confronted with information limitations that may impede innovative exploration and academic collaboration. Consequently, it is crucial to develop and implement a system that enables researchers to acquire essential information from the most credible sources possible. Using a software program, a scientometric technique may help to overcome this deficiency. This study's objective was to perform a keywords' assessment utilizing scientometric analysis of bibliographic records published on NS-modified concrete up to 2021. A scientometric analysis can conduct a quantitative assessment of enormous bibliometric data by utilizing the appropriate software application. The capacity of conventional review studies to connect disparate areas of the literature in a comprehensive and accurate manner is limited. Science mapping, co-occurrence, and co-citation are among the most difficult aspects of contemporary exploration. Through the use of scientific maps, a scientometric study may find the most frequent and interconnected terms in a certain research subject. The Scopus database was used to extract bibliometric information from 1015 relevant papers, which were then analyzed using the VOSviewer application. Additionally, this study emphasized and outlined the most important areas of research in the field of NS-modified concrete. The difficulties inherent in the use of NS are highlighted, and future research is directed accordingly. Furthermore, this study performed a regression analysis of the literature data for establishing prediction models for the compressive,

split-tensile, and flexural strengths of NS-modified concrete. This type of analysis might be used to estimate the desired properties of a material, hence reducing the expenses related to experimental works and saving time.

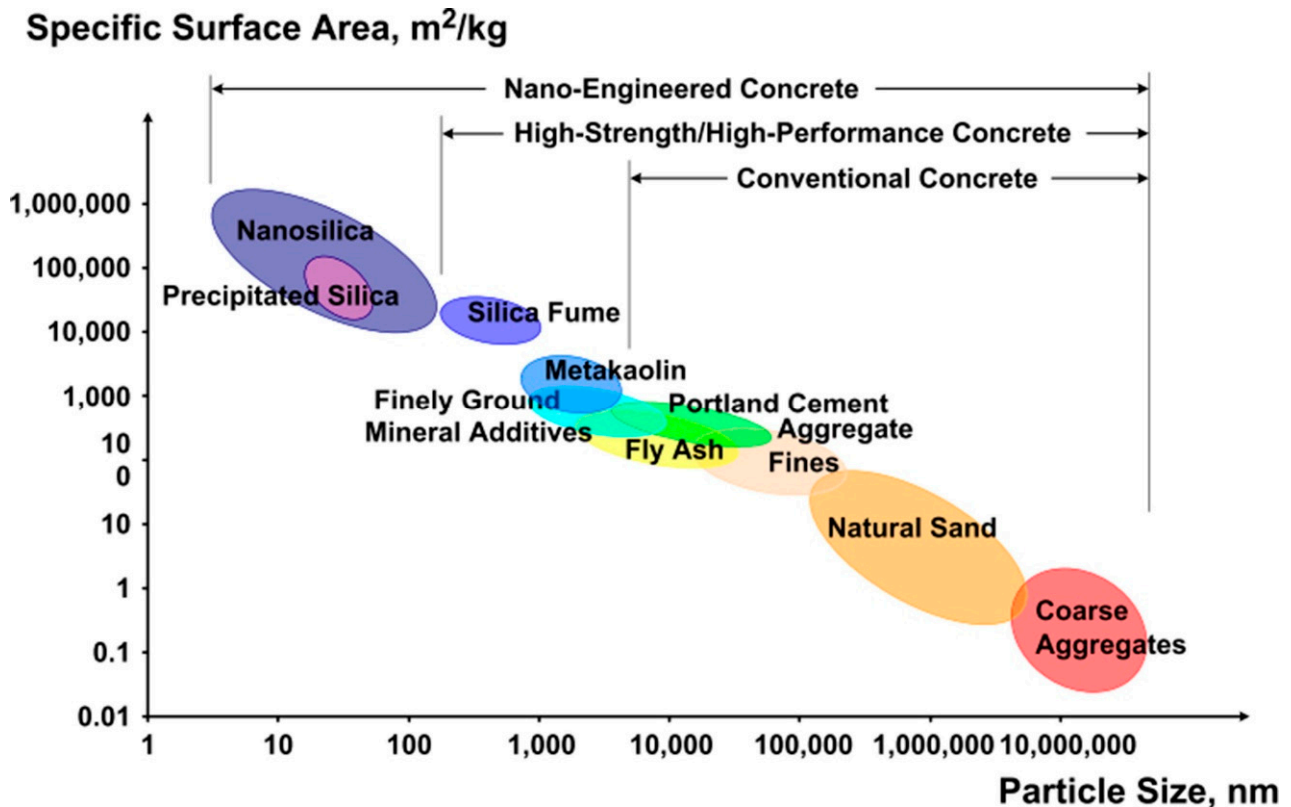


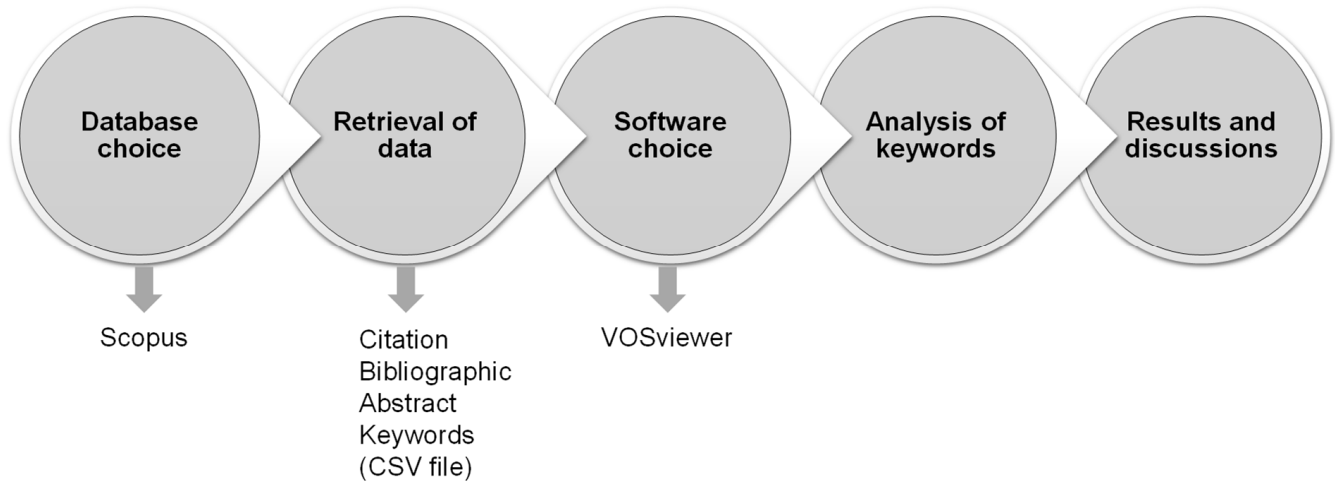
Figure 1. Particle size and SSA related to cementitious materials [58].

## 2. Review Strategy

For the assessment of keywords in the studies of NS-modified concrete, a scientometric analysis [61–63] of bibliographic data was conducted in this study. Numerous articles have been written on the subject; thus, it is essential to utilize a credible search engine. Scopus and Web of Science are two extremely precise search engines that are ideally suited for this purpose [64–66]. Scopus, which is highly recommended by academics [67,68], was used to collect the bibliographic material for this investigation on NS-modified concrete. A Scopus search for “nano-silica concrete” returned 1271 articles in April 2022. Numerous filter settings were utilized to eliminate unnecessary papers. These document kinds were chosen as journal article, journal review, conference paper, and conference review. The source types “journal” and “conference proceedings” were selected. The upper limit for “publishing year” was set to “2021”, while the language restriction was set to “English”. Following the implementation of these criteria, 1015 records were maintained. Researchers have also described a similar method in prior investigations [69,70].

Scientometric studies utilize scientific maps, a technique established by academics for bibliometric data analysis [71]. Scopus records were stored as comma-separated value (CSV) files so that they could be evaluated using the relevant software. VOSviewer (version 1.6.17, Leiden University, Leiden, The Netherlands) was utilized to construct the scientific visualization and quantitative evaluation of the obtained data. VOSviewer is a readily accessible, open-source mapping application that is widely used in a variety of fields and recommended by academics [72–76]. Consequently, the current study’s objectives were met by the usage of VOSviewer. The resulting CSV files were imported to the VOSviewer, and further evaluation was conducted while maintaining data integrity and consistency. During the bibliographic evaluation, the most frequently occurring keywords were evaluated. The

multiple features and their interrelationships and co-occurrence are illustrated graphically, and their statistical data are presented in a table. Figure 2 depicts the flowchart of the scientometric strategy. In addition, based on the analysis of keywords, the significant aspects of the present research were emphasized and described in detail. Additionally, regression analysis was performed in order to construct prediction models for the strength properties of NS-modified concrete.



**Figure 2.** Sequence of the procedure followed for keywords' analysis.

### 3. Analysis of Results

Keywords are significant in research because they define and emphasize the core subject of the study domain [77]. For the assessment, the “analysis type” was set to “co-occurrence” and the “analysis unit” was set to “all keywords”. The minimum repetition requirement for a keyword was kept at 20, and 116 of the 5592 keywords were preserved. Table 1 lists the top 20 keywords most frequently used in published works on the subject. Nano-silica, silica, compressive strength, concretes, and cements are the five most often occurring terms in this field of study. According to the keyword analysis, NS has mostly been explored to enhance the durability, microstructural, and mechanical performances of concretes. Figure 3 illustrates a visualization map of keywords in terms of co-occurrences, connections, and frequency of occurrence density. The size of a keyword node in Figure 3a indicates its frequency, whereas its position indicates its co-occurrence in publications. In addition, the graph demonstrates that the top keywords have larger nodes than the rest, indicating that they are essential for NS concrete research. The graph highlights clusters in a manner that shows their co-occurrence in a variety of publications. The color-coded grouping was determined by the co-occurrence of several keywords in published works. Six separate hues (blue, red, green, purple, cyan, and yellow) represent the existence of six clusters (Figure 3a). As observed in Figure 3b, different colors represent differing keyword density concentrations. The hues red, yellow, green, and blue are arranged according to their density concentrations, with red representing the highest density concentration and blue representing the lowest. Silica, compressive strength, concretes, and nano-silica all display red indicators, indicating a greater density concentration. This discovery will help aspiring authors select keywords that accelerate the identification of published data in a certain topic.

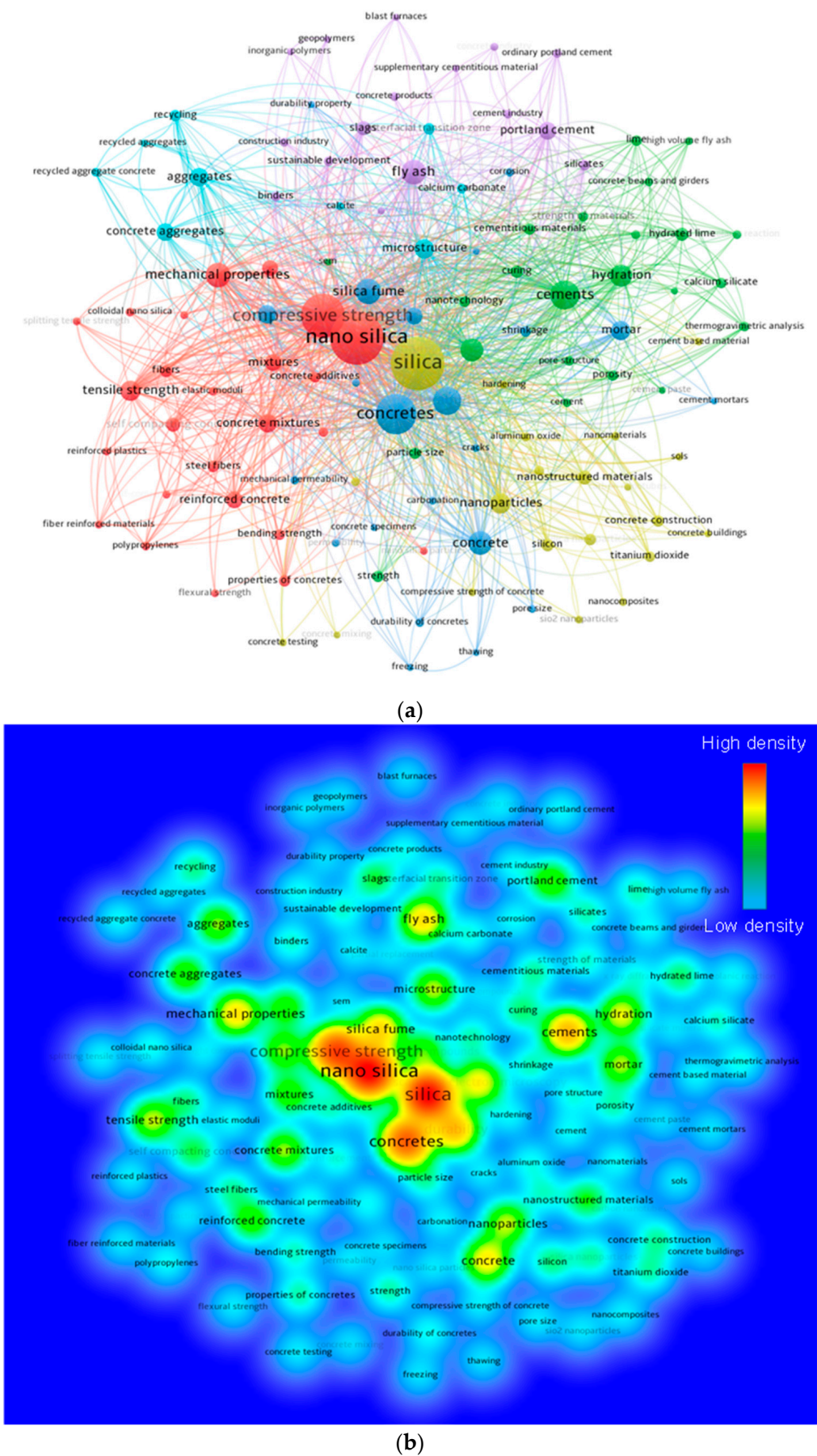


Figure 3. Keywords' analysis: (a) scientific visualization; (b) density visualization.

**Table 1.** List of top 20 frequently used keywords in the research of NS concrete.

S/N	Keyword	Occurrences
1	Nano-silica	539
2	Silica	533
3	Compressive strength	393
4	Concretes	343
5	Cements	202
6	Durability	192
7	Silica fume	159
8	Fly ash	154
9	Mechanical properties	152
10	Concrete	141
11	Scanning electron microscopy	137
12	Hydration	123
13	Nano-particles	108
14	Tensile strength	108
15	Microstructure	106
16	Mortar	103
17	Concrete mixtures	99
18	Aggregates	96
19	Water absorption	93
20	Portland cement	87

#### 4. Findings and Discussions

A scientometric assessment of the keywords in the field of NS concrete was conducted to determine the most frequently employed keywords and the linkage of keywords. After conducting a scientometric analysis of keywords on the bibliometric data, this study highlighted the most significant segments in the subject research area, which are covered briefly in the subsequent sub-sections. This determination was made after a thorough examination of all keywords and a study of the most pertinent literature. Previously, comparable approaches were adopted by other scholars in diverse research areas [78–80].

##### 4.1. Properties of Nano-Silica


The rapid reactivity of NS particles has received interest among diverse nanomaterials. It has accrued further advantages in the glass and concrete industries [81]. NS may be gel, precipitated, or pyrogenic [82]. Colloidal NS is composed of amorphous hydroxylated silica particles ranging in size from 1–500 nm in an aqueous solution [83]. The micrograph of NS is depicted in Figure 4. NS can be used to enhance the durability and mechanical properties of cementitious materials [84]. Substituting NS for cement to a certain amount can help cut CO<sub>2</sub> emissions and make concrete more cost efficient [85]. NS combines with Ca(OH)<sub>2</sub> in cementitious materials to generate C-S-H gel, which plugs the pores and, therefore, improves the early strength. Additionally, NS significantly lowers the porosity of cementitious materials compared to other traditional mineral admixtures due to its superior filling action and particle size distribution [85]. The superior SSA of the NS necessitates a high water–cement ratio (*w/c*) or a greater dose of super-plasticizers for improved flow characteristics and to minimize particle agglomeration. The distribution level of the NS used in the experiment has a substantial effect on the microstructure at the nanoscale. To have a deeper knowledge of the materials utilized in research, it is vital to investigate their physical and chemical characteristics. The physical features of NS are listed in Table 2. Table 3 summarizes the chemical compositions of several forms of NS.

**Table 2.** Physical properties of nano-silica from the literature.

Reference	Type	SSA (m <sup>2</sup> /g)	Size (nm)
[86,87]	Powder	640	15–20
[88]	Colloidal	954.3	10
[89]	Powder	175–225	30–70
[90]	Powder	300	7–40
[91]	Powder	240	7–25
[92]	Powder	125	20–30
[93]	Powder	120–230	10–150
[94]	Colloidal	-	10–140
[95]	Colloidal	-	35

**Table 3.** Chemical composition of nano-silica.

Chemical Compound	Composition (%)				
	Reference	[96]	[86]	[91]	[97]
SiO <sub>2</sub>		95.00	99.50	90.90	99.65
Al <sub>2</sub> O <sub>3</sub>		1.08	0.002	0.29	0.01
Fe <sub>2</sub> O <sub>3</sub>		0.45	0.001	0.10	0.012
MgO		1.06	0.002	0.15	<0.01
CaO		0.20	-	0.19	<0.01
SO <sub>3</sub>		0.31	-	1.16	<0.01
K <sub>2</sub> O		0.12	-	-	<0.01
Na <sub>2</sub> O		0.68	-	1.1	<0.01
TiO <sub>2</sub>		0.18	-	0.29	0.02
P <sub>2</sub> O <sub>5</sub>		0.12	-	-	<0.01

**Figure 4.** Micrograph of nano-silica [86].

#### 4.2. Dispersion of Nano-Silica

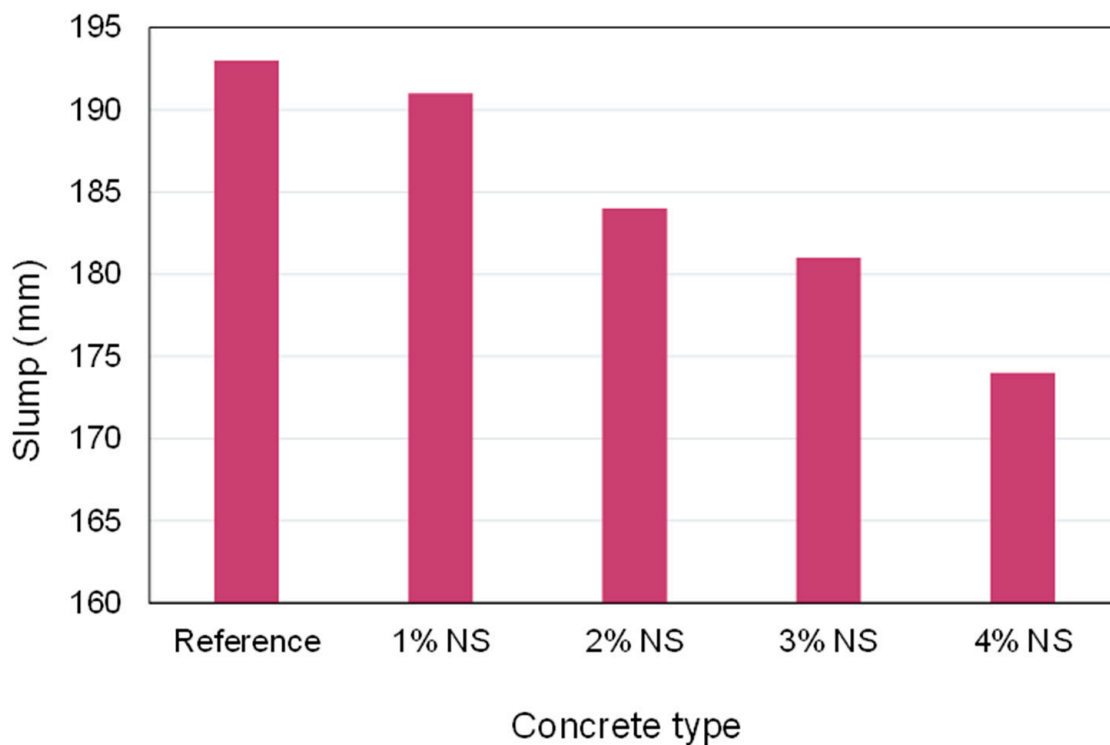
Though NS is distributed effectively in water, it tends to aggregate in alkaline solutions due to the accessible Ca ions in the pore solution adsorbing on the surface of NS, hence initiating flocculation [98]. Although polycarboxylate super-plasticizers (PCE) are often employed to reduce the amount of water in a solution, they have been shown to be an effective dispersion for stabilizing nanomaterials such as nano clay particles [99] and graphene oxide [100] in an alkaline condition. This is because PCE's extended side-chain

structure provides the steric impedance necessary to maintain a satisfactory dispersion of the nanomaterials in pore solutions [99,100]. Similarly, it can aid in the efficient dispersal of NS in an alkaline condition [101]. Liu et al. [102] evaluated the scattering of NS in saturated  $\text{Ca}(\text{OH})_2$  solution with and without the addition of PCE. They discovered that the mean diameter of NS treated with PCE (176.5 nm) was considerably smaller than the mean diameter of NS unmodified with PCE (7994.6 nm). Without PCE, NS will re-agglomerate in the pore solution, hence losing its unique nano characteristics, whereas PCE improves NS dispersion. Additionally, their findings indicated that NS treated with PCE might be employed to lower the porosity and quantity of hazardous voids in hardened cement paste. Feng et al. [103] discovered similar findings. In addition, another study suggested that altering the dispersion of NS will maximize the rheological properties of cement paste [104]. In general, it is critical to provide the adequate dispersal of NS in an alkaline solution in order to maximize cementitious materials' function.

#### *4.3. Fresh State Properties of NS-Modified Concrete*

The contact of NS in a fresh cementitious material mix demonstrates its effect on a variety of fresh mix properties, including consistency, setting time, and workability. Previous studies demonstrated that incorporating 2% NS into fly ash and slag cementitious materials sped up both the initial and final setting times [105,106]. Additionally, other studies observed a comparable impact of NS on the setting durations of ultra-high-performance concrete (UHPC) [107,108]. Numerous investigations have documented a decline in the workability of concrete using NS. The slump of fresh mix reduced as the percentage of NS increased from 1–4%, as shown in Figure 5. A rise in water demand was noticed as the proportion of NS in the cementitious materials increased, which might be attributed to the high SSA or fineness of NS grains, the rapid reaction of NS with the liquid face cement matrix, and the greater water absorption capability of NS [107]. Additionally, it was discovered that when the amount of NS in the concrete rose, the slump value was reduced [108]. Due to the large SSA and unsaturated bonds in NS, a part of the mixed water binds to the surface of the NS grains, forming silanol (Si-OH) groups. As a result, the amount of water required to maintain the workability of the fresh mix becomes inadequate. Ghafari et al. [107] found that the maximum quantity of NS that may be applied to maintain a suitable range of workability is 3% by weight, which was corroborated by [109]. The use of uniformly scattered NS improved the workability of the mix by approximately 35%, which might be attributed to the existence of free water within the ultra-fine NS grains, which enhanced the rolling effects among the grains [110]. This shows that a more uniform distribution of NP may possibly increase the workability of concrete. According to experiments on recycled aggregate concrete incorporating NS, the recycled aggregates and NS absorbed water, which resulted in slump loss, which was larger at higher NS dosages [111]. Elrahman et al. [112] showed that introducing NS lowered the consistency of the new mixture, hence increasing its viscosity. The air content of NS-incorporated concrete mixes was much higher than that of the control mix, owing to the greater viscosity of the paste containing NP with a large SSA [113]. By substituting NS for cement in self-compacting concrete (SCC) containing lightweight aggregates, the fresh density and consistency of the concrete were enhanced [114]. Cho et al. [115] observed that the addition of NS in small concentrations enhanced the rheological behavior of lightweight foam concrete (LWFC), as the stress growth rheometer test revealed a considerable rise in dynamic and static yield stresses.





**Figure 5.** Influence of nano-silica dosage on the slump. Generated from the data obtained from [108].

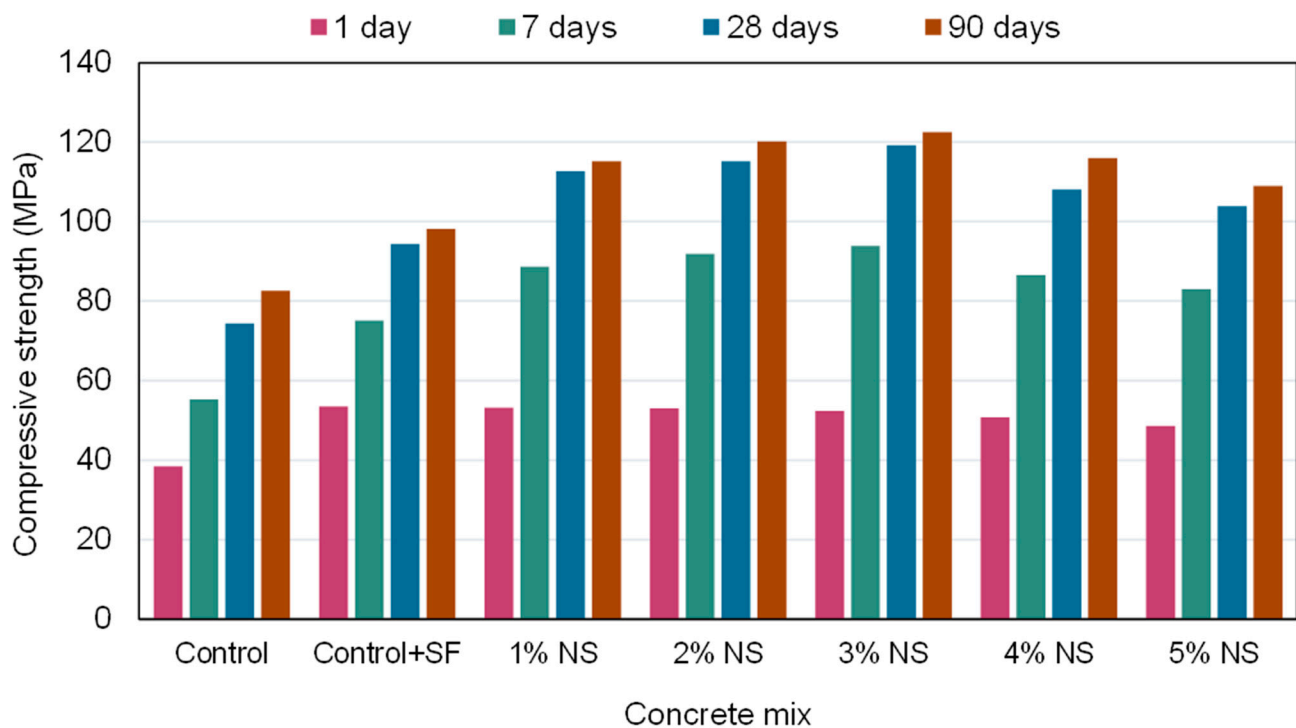
#### 4.4. Hardened State Properties of NS-Modified Concrete

##### 4.4.1. Compressive Strength (CS)

The incorporation of NS into concrete improves its CS. The CS of concrete modified with NS improves as the NS concentration approaches the threshold value. Increased NS content results in a drop in CS over the threshold value. CS is enhanced in NS concrete with an NS composition of 1.5%. When compared to normal concrete, the CS of NS-modified concrete improved by 16–25% after 7 days and by 12–17% after 28 days. The primary explanation for the increase in CS of concrete is the pozzolanic interaction between NS and  $\text{Ca}(\text{OH})_2$ , which results in the creation of C-S-H. However, without NS, concrete can only hydrate to a trace quantity of C-S-H by the action of cement. C-S-H is a critical component of strength. Hence, cementitious materials lacking NS have poor CS [116,117]. It was discovered that the influence of NS-modified cementitious materials on early strength is more pronounced, owing to the increased pozzolan reactivity of NS [44,118–121]. However, as the curing period increased, the quantity of NS particles employed in the pozzolanic reaction reduced, reducing the influence of NS-modified concrete on later-stage compression [122–127]. Ibrahim et al. [128] investigated the CS of NS-modified concrete that had been heated to a high temperature. The testing findings indicated that the samples containing NS had a greater effect on CS improvement at 400 °C. This might be due to the fact that as the temperature hit 400 °C, C-S-H with higher density was formed in the cementitious matrix, increasing the reactivity of NS, which accelerates the process of hydration and enhances the CS of concrete. The CS of concrete mixes at ages 1, 7, 28, and 90 days with increasing NS ratios is shown in Figure 6. As can be seen, NS enhanced the CS of concrete from 28 to 90 days, and the optimum quantity of NS is 3% by cement weight. CS improved by roughly 21% when compared to control mixtures [129]. The increase might be because  $\text{Ca}(\text{OH})_2$  molecules in lime solution react with NS particles to generate extra C-S-H gel, hence enhancing the CS [125].

In addition to the discussion on the impact of NS on the CS of cementitious materials, this study performed a regression analysis of the experimental data retrieved from the literature using three essential variables, i.e., NS content, water-to-binder ratio (w/b), and

the age of the specimen. A total of 218 data samples were collected from the relevant literature [105,111,117,130–134], and the correlation of NS content,  $w/b$ , and specimen age with CS was determined by developing a regression model, as shown in Equation (1). This equation can be employed to calculate the CS of NS-modified concrete for different NS contents,  $w/b$ , and specimen age. The relationship between experimental and predicted results is shown in Figure 7a. The coefficient of determination ( $R^2$ ) for an equation shows the accuracy of the model in predicting the results. A higher  $R^2$  value near 1 suggests a higher accuracy [135]. The resultant relation has an  $R^2$  of 0.91, which indicates a good agreement between experimental and predicted results. Moreover, the divergence of the estimated outcomes (error) from those of the experimental outcomes was analyzed and is displayed in Figure 7b. It was determined that the error values ranged between 0.01 to 19.22 MPa, with an average of 5.63 MPa. Additionally, of the 218 data samples, for around 22 samples, the error was less than 1 MPa, for 57 samples, the error was between 1 to 3 MPa, for 51 samples, the error was between 3 to 6 MPa, for 51 samples, the error was between 6 to 10 MPa, and the error was greater than 10 MPa for 37 samples. These error distributions also indicated a satisfactory performance of the regression for CS prediction of NS-modified concrete.



**Figure 6.** Influence of nano-silica dosage on compressive strength at different curing ages [131].

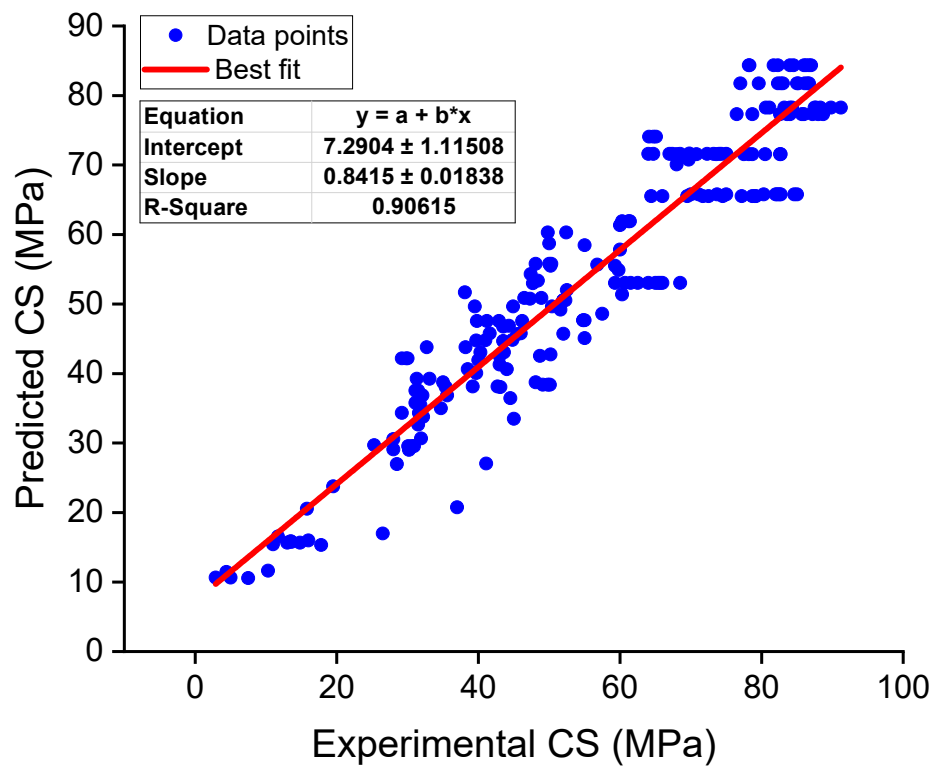
However, to develop more accurate models, further experimental research needs to be conducted to collect more data samples. It is anticipated that using additional data samples would improve the predictive accuracy of the models.

$$CS = -42.52 + 11.04 NS + 494.73 w/b + 0.174 A - 0.80 (NS)^2 - 797.23 (w/b)^2 + 0.0003 A^2 \quad (1)$$

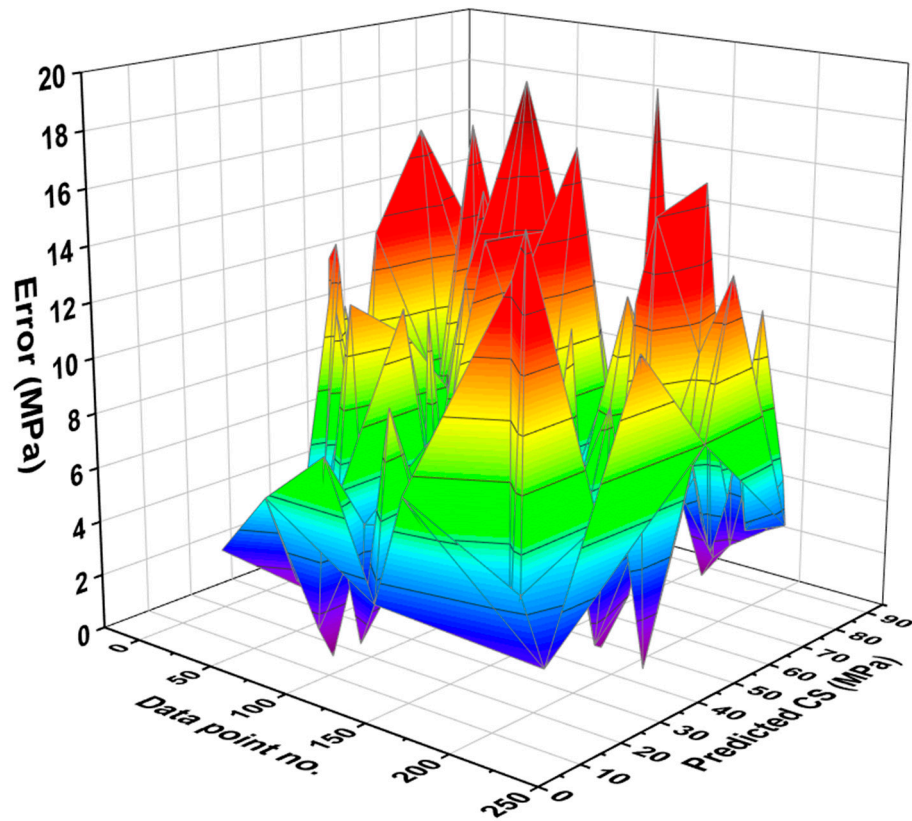
$$R^2 = 0.91$$

where

$CS$  = predicted compressive strength,  
 $NS$  = nano-silica content in percentage by weight,  
 $w/b$  = water-to-binder ratio of the mix, and  
 $A$  = age of specimen in days.



(a)



(b)

Figure 7. Regression model for CS: (a) correlation between actual and predicted results; (b) distribution of predicted and error values.

#### 4.4.2. Split-Tensile Strength (STS)

As anticipated, NS can enhance concrete's STS. It was determined that the effect of 12 nm NS on the STS of concrete was greater than that of 7 nm NS since NS with a smaller SSA disperses more readily in water [119]. The STS of NS concrete was investigated by Fallah et al. [132]. When 3% NS was substituted for cement, the STS of NS-modified cementitious materials was increased by 16.1% compared to normal concrete. In comparison to the addition of NS to concrete, silica fume had a stronger strengthening impact on the STS of the concrete. The STS of cementitious materials incorporating 4% NS was enhanced by 35% when compared to normal concrete. As 4% NS was combined with 0.2% glass fiber, 0.2% polypropylene fiber, and 0.3% steel fiber, the STS of fiber-reinforced composites containing NS was enhanced by 77%, 57%, and 90%, respectively, when compared to the reference sample. This process occurs because NS strengthens the contact between the cement paste, fibers, and aggregates [136]. Not only does adding NS to concrete work as a nano-reinforcement, but it also performs as a filler, packing the voids in the cementitious mix [137,138]. Figure 8 shows the results of an experimental study, which indicated higher STS with NS addition [129]. The highest STS was noted with 3% NS content, while further addition of NS caused a reduction in the STS. This reduction in strength could be because the amount of NP in the mix exceeded the amount essential to react with the liberated lime during the process of cement hydration, resulting in excess silica leaching out and resulting in a strength decrease since it substituted part of the cement but did not contribute to strength. In addition, it is probable that weak regions were produced by flaws formed during nano-particle dispersal. The increased STS in NS-containing cementitious materials is because of the quick utilization of  $\text{Ca}(\text{OH})_2$  generated during the hydration of cement, mostly at initial ages due to the strong reactivity of NS [129].

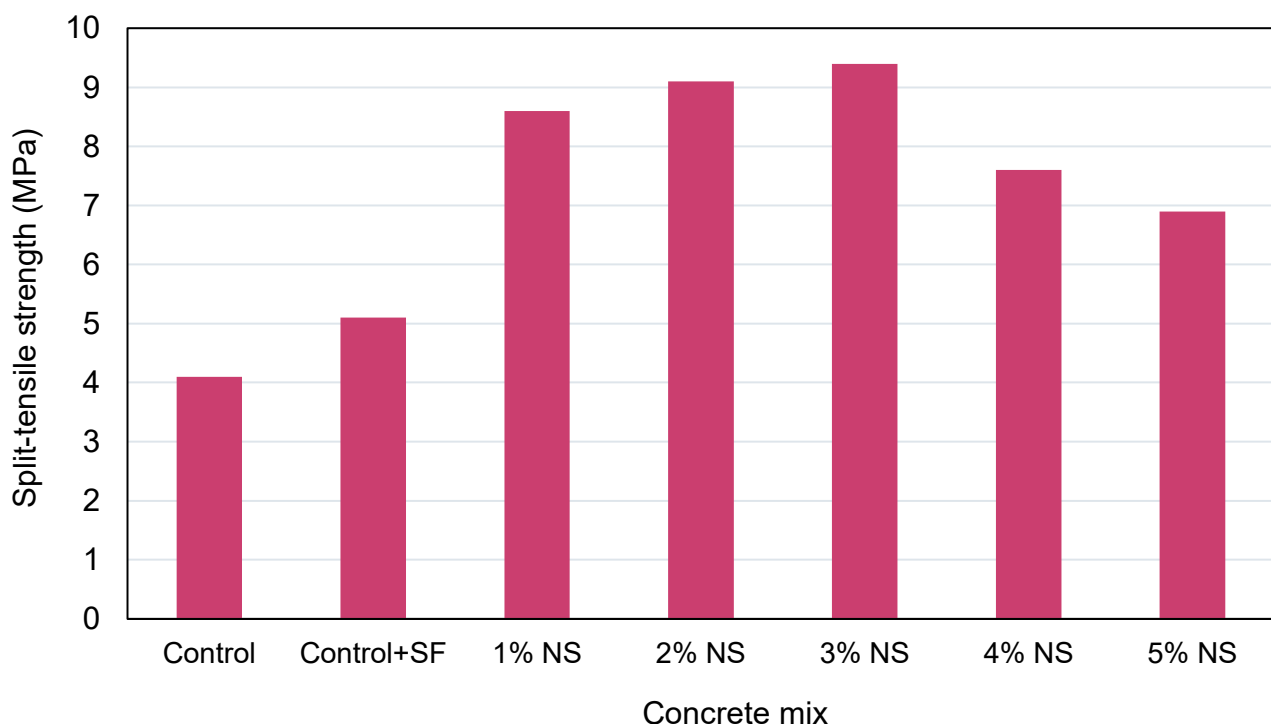


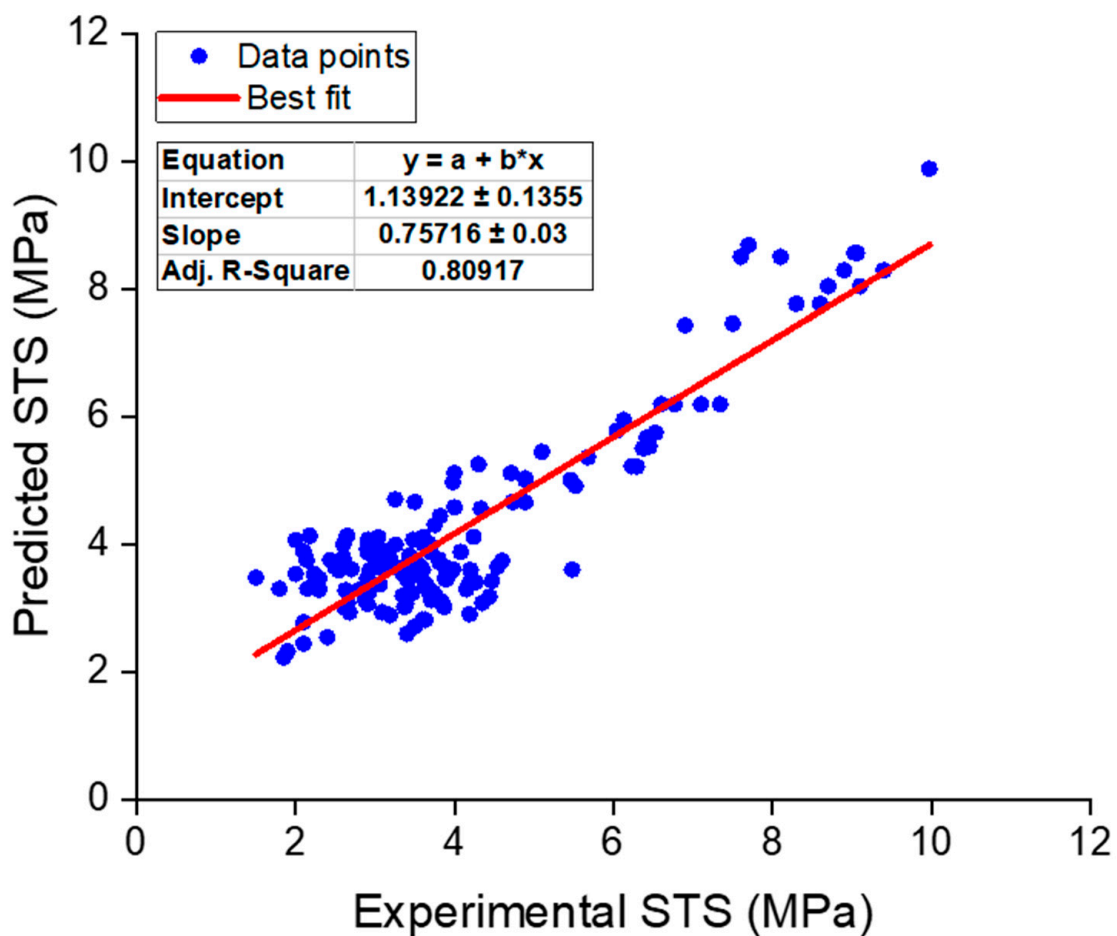
Figure 8. Influence of nano-silica dosage on split-tensile strength [131].

Similar to the CS, a regression analysis was also carried out for the STS data. A total of 151 data samples were collected from the relevant literature [109,111,117,129,132,139–142], and the correlation of NS content,  $w/b$ , and specimen age with STS was established by developing a regression model, as shown in Equation (2). This equation may be used to determine the STS of NS-modified concrete for various NS concentrations,  $w/b$ , and specimen ages. Figure 9a depicts the link between experimental and projected findings. The

resultant model had an  $R^2$  of 0.81, indicating that experimental and anticipated findings corresponded well. In addition, the deviation (error) between the estimated and experimental outcomes was examined and is presented in Figure 9b. The error values were determined to vary from 0.002 to 2.07 MPa, with an average of 0.67 MPa. In addition, for about 65 of the 151 data samples, the error was less than 0.5 MPa, for 52 samples, the error ranged from 0.5 to 1 MPa, and for 34 samples, the error was larger than 1 MPa. These error distributions also indicated that the regression for STS prediction of NS-modified concrete performed satisfactorily. A lower accuracy of the STS model in comparison with the CS model is because of the fewer data samples employed since the experimental studies on the STS of the NS-modified concrete were less than the CS.

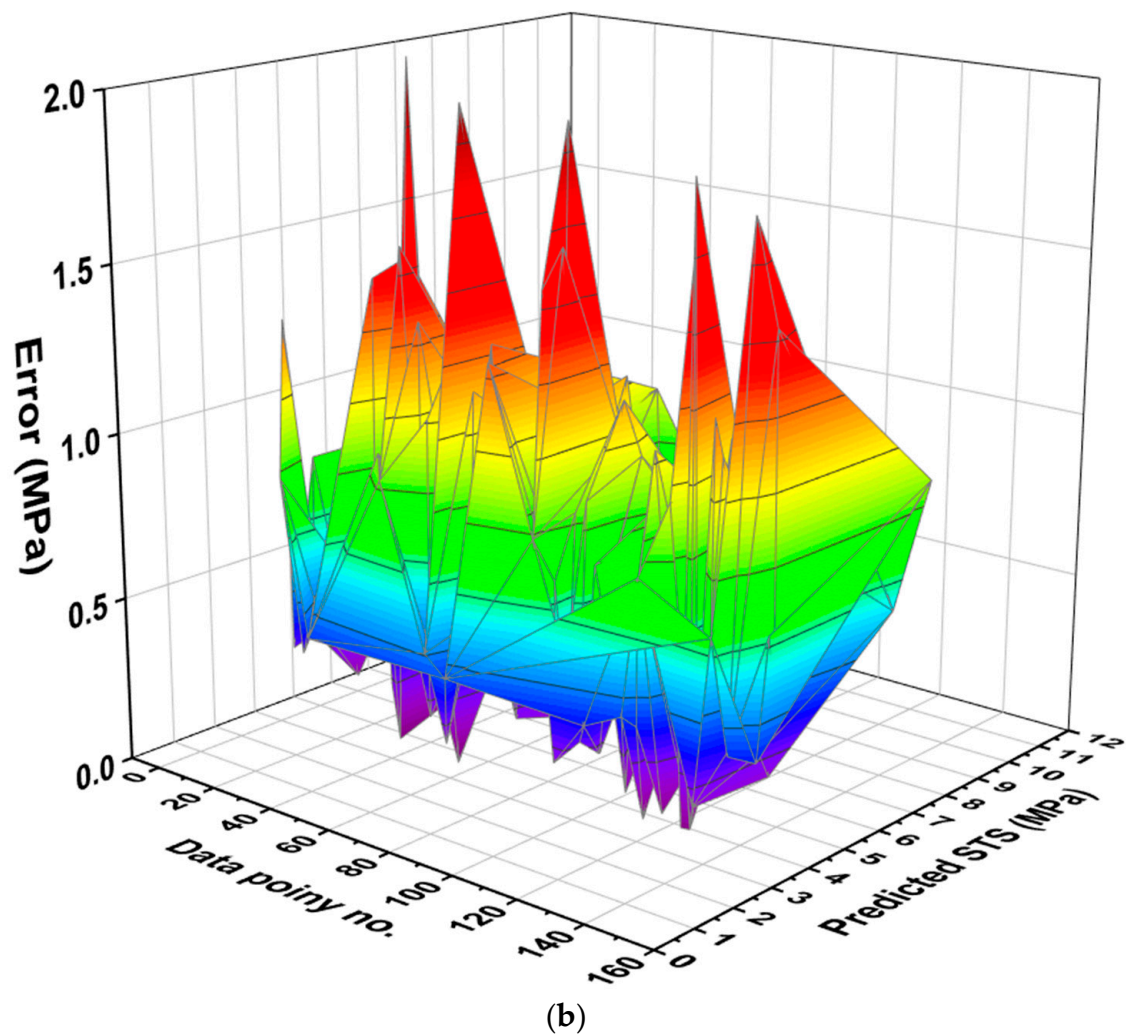
$$STS = 20.91 + 0.325 NS - 72.37 w/b - 0.012 A - 0.016 (NS)^2 + 72.48 (w/b)^2 + 0.0001 A^2 \quad (2)$$

$$R^2 = 0.81$$



(a)

Figure 9. Cont.

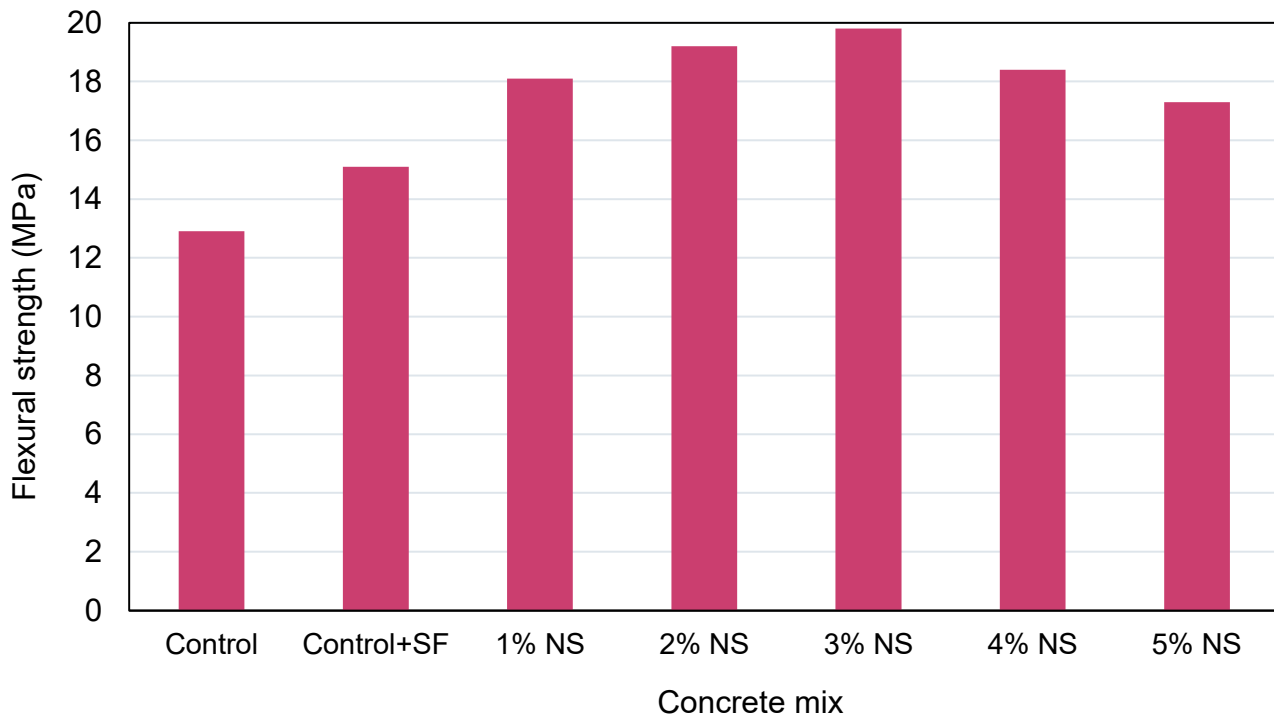


**Figure 9.** Regression model for STS: (a) correlation between actual and predicted results; (b) distribution of predicted and error values.

#### 4.4.3. Flexural Strength (FS)

FS of cementitious materials containing NS was found to follow a comparable pattern to CS. Due to the changes in  $w/c$ , the ideal NS concentration varies, resulting in varying impacts on enhancing the FS of concrete [117,143–147]. Ltifi et al. [148] discovered that increasing the NS content of the mortar from 3 to 10% enhanced the FS. Rong et al. [116] discovered that, at an NS concentration of 3%, the NS-modified mortar had the maximum FS after 3 days, 7 days, 28 days, and 90 days of curing. According to Li et al. [149], the ideal FS content of UHPC is 1%. Wu et al. [150] investigated the FS of NS-modified fiber-reinforced concrete (FRC) at 25 °C, 375 °C, 575 °C, and 775 °C. It was discovered that FRC composed of 1% NS by weight and 0.15% carbon fiber by volume exhibited the maximum FS at room temperature and that the residual FS of FRC composed of various NS contents was improved to a greater or lesser level than that of FRC composed of 0.15% fiber at 375 °C, 575 °C, and 775 °C. This revealed that NS has a considerable influence on the flexural characteristics of FRC subjected to elevated temperature conditions. Beigi et al. [136] determined that a 4% NS concentration was best. The FS of cementitious materials containing 4% carbon fiber was raised by 40% when compared to conventional concrete. As NS was combined with various fibers (0.2% glass fiber, 0.2% polypropylene fiber, and 0.3% steel fiber), the FS of NS-modified FRC was enhanced by 75%, 53%, and 67%, respectively, when compared to the reference sample. This is primarily due to the NS pozzolanic and filler effect, which enhanced the fiber's structural characteristics

and adherence to the interface area. The results of experimental research are shown in Figure 10 [129]. Similar to the STS, the specimens' FS improved with NS replacement up to 3% and subsequently fell, but the values at 4% replacement remained greater than those of the control concrete. Again, the increase in FS was attributed to the quick consumption of  $\text{Ca}(\text{OH})_2$  generated during the hydration of cement, mainly at young ages, due to the strong reactivity of NS [129].

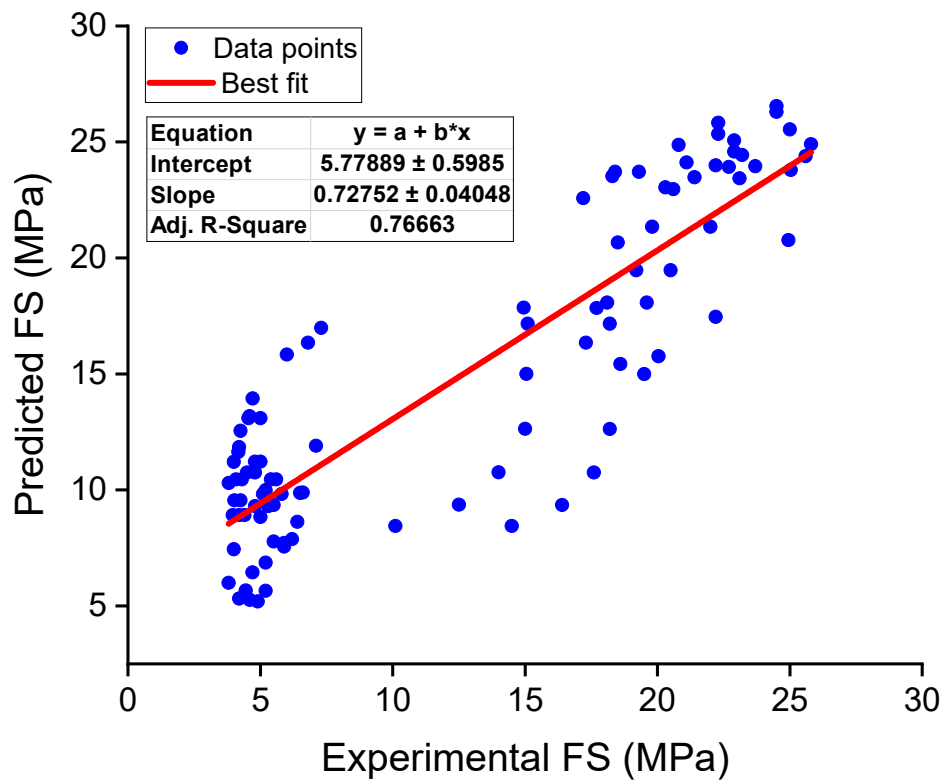


**Figure 10.** Influence of nano-silica dosage on flexural strength [129].

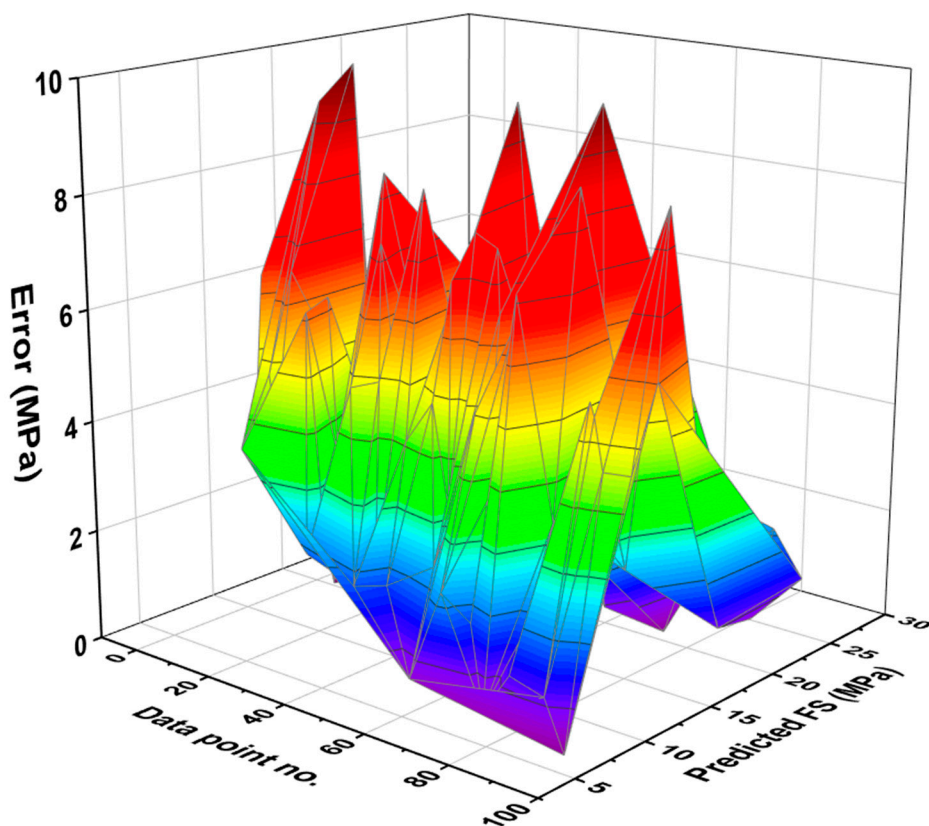
A regression analysis was also performed for the FS of NS-modified concrete. For this analysis, a total of 99 data samples were collected from the relevant literature [113,119,131,136,141,142,151]. The correlation of NS content,  $w/b$ , and specimen age with FS was determined by designing a regression model, as given in Equation (3). This equation may be used to calculate the FS of NS-modified concrete for different NS concentrations,  $w/b$ , and specimen ages. Figure 11a illustrates the relationship between experimental and predicted results. The resulting model had an  $R^2$  value of 0.77, suggesting that the experimental and predicted results did not agree well. This lower precision of the FS regression model might be due to the lower number of data samples employed compared to the CS and STS. In addition, Figure 11b displays the variance (error) between the estimated and experimental results. The error values ranged from 0.027 to 9.84 MPa, with an average of 3.69 MPa. Moreover, the error was less than 1 MPa for about 13 of the 99 data samples, between 1 and 3 MPa for 31 samples, between 3 and 5 MPa for nearly 27 samples, and greater than 5 MPa for 28 samples. These error distributions also revealed that the FS prediction regression for NS-modified concrete functioned less accurately. Hence, further studies are required to increase the number of data samples to develop accurate prediction models for the FS estimation of NS-modified concrete.

$$FS = 42.62 + 0.665 NS - 141.61 w/b - 0.0127 A + 0.243 (NS)^2 + 140.68 (w/b)^2 + 0.001 A^2 \quad (3)$$

$$R^2 = 0.77$$



(a)



(b)

**Figure 11.** Regression model for FS: (a) correlation between actual and predicted results; (b) distribution of predicted and error values.



#### 4.5. Durability Properties of NS-Modified Concrete

##### 4.5.1. Chloride Ion Penetration Resistance

Mercury intrusion porosimetry (MIP) studies indicated that the pozzolanic and filler properties of NS significantly inhibited the rate of chloride ion and water penetration at a low dosage of 0.3% NS [151]. It was reported by Isfahani et al. [152] that the chloride diffusion coefficient decreased at 0.5% NS dosages with water–binder ratios of 0.65 and 0.55; however, no such reduction was seen at higher NS dosages. The decrease in charge transmitted through the slag concrete was shown to correlate with the decrease in a critical maximum width of voids and improved microstructure caused by the addition of NS [105]. While lightweight concrete had a larger porosity of 2% NS, the increased binding capacity of C-S-H gel produced disrupted chloride ion transit [153]. Reduced conductivity in concrete caused less chloride ion diffusion into the matrix when a small quantity of NS was added [95]. The resistance of the NS concrete to chloride ion penetration was comparatively strong in comparison to the micro-silica and reference concretes [154].

##### 4.5.2. Carbonation

According to a study [84], the addition of 3% NS to fly ash–cement composites considerably decreased the carbonation depth by 73% after 180 days of exposure, compared to the control mix, but fly ash concrete containing silica fume exhibited a decrease of just 35% under a similar exposure situation. This is because the hydration products formed due to NS are more established and resilient to aggressive ion infiltration, resulting in a longer lifespan for fly ash concrete. Kumar et al. [155] showed that up to 3% NS lowered the depth of carbonation by 46% and 17% after 7 and 70 days, respectively, as compared to conventional concrete; however, increasing the NS dosage raised the depth of carbonation with time. The authors speculated that this is because excess  $\text{Ca}(\text{OH})_2$  interacted with NS to create C-S-H gel, and a 3% dosage of NS resulted in a compact matrix, with a higher NS dosage having no effect on the density of the concrete. On the other hand, Isfahani et al. [152] found that the use of NS in cementitious materials had a negative impact on carbonation. The carbonation coefficient increased from 24 to 29.3 mm/year at 1% NS in a 0.65 water–binder ratio; the carbonation coefficient decreased from 20.4 to 16 mm/year in a 0.55 water–binder ratio with the same amount of NS. Additionally, Behfarnia et al. [124] described that the addition of NS particles to alkali-activated slag concrete increased the carbonation depth due to greater  $\text{CO}_2$  penetration.

##### 4.5.3. Water Absorption

Numerous investigations have demonstrated that NS can inhibit the adsorption of water and capillary absorption of cementitious materials. It was found that, after 28 and 90 days of curing, the rate and water absorption coefficient of mix incorporating NS was considerably decreased [156]. Water absorption dropped from 5.60 to 4.41%, whereas the water absorption coefficient decreased from 2.86 to 1.39 ( $\text{m}^2/\text{s}$ ). Another study [157] examined the durability of cementitious materials containing between 0.3% and 0.9% NS. The authors discovered that utilizing a modest dose of NS is more successful at reducing permeability than using a high dose of NS since the NS can be effectively disseminated. Moreover, it was proven that permeability varied with NS particle size, i.e., the larger the particle size, the lower the permeability of the cementitious material [158]. This might be because the microstructure of concrete was enhanced using NP. Due to the influence of the nanofiller and the pozzolanic reactivity, the microstructure of cementitious composites became more homogenous and less porous, particularly at the ITZ, resulting in decreased permeability. In addition, hazardous substances' pathways across the cement matrix might be partly filled and prevented [151].

##### 4.5.4. Freeze–Thaw Resistance

Not only may NS help prevent chloride ion and water penetration, but it can also help cementitious materials withstand freezing and thawing. It was found by Gonzalez et al. [159]

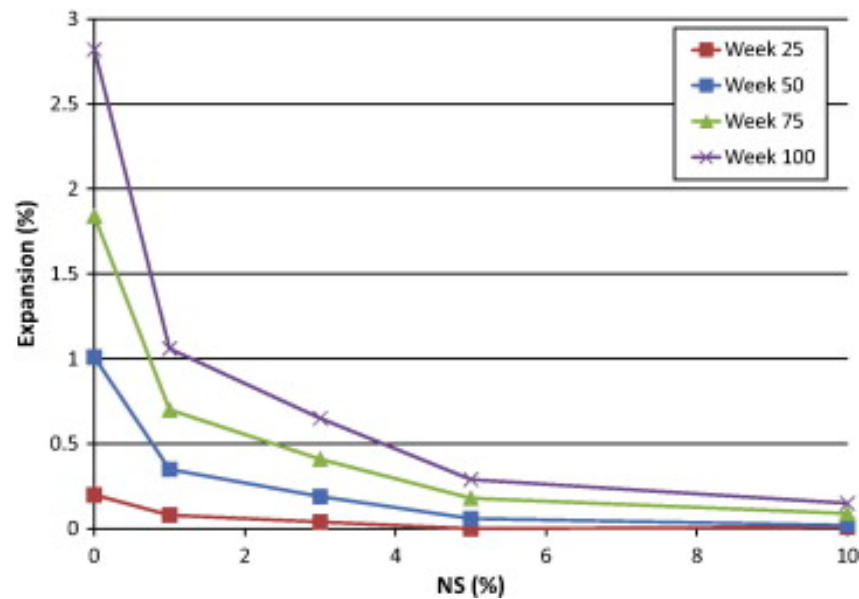
that specimens with NS lost much less weight during freeze–thaw cycles. After 324 cycles, the mass of the control sample fell by 0.15%, whereas the mass of the sample containing 2% NS decreased by just 0.08%. The resistance to freeze–thaw is dependent on the mechanical properties, air void content, porosity, and other characteristics such as the distribution of air voids and the size of pores [113]. Therefore, it is possible to obtain a superior strength with a superior pore structure when utilizing NS in cementitious materials, causing greater resistance to water permeability and saturation [101].

#### 4.5.5. Shrinkage

Shrinkage develops in nearly every cement-based material as a result of the overall mass contracting owing to moisture loss through the components. The most often described influence of NS is its effect on the composite's durability. Although NS has been shown to have therapeutic benefits, its proportion needs to be monitored. Shrinkage of the cement-based material is the primary cause of fractures that compromise the durability of the structure. Robertson [160] discovered that incorporating NS into cement-based materials incorporating pozzolanic materials can significantly minimize the autogenous shrinkage when compared to the reference mix. However, regular mortars incorporating NS shrunk more than the control mortar when dried. This effect was substantially more pronounced in the presence of a greater amount of NS. It can be avoided by using a small amount of super-plasticizer and following proper curing procedures [161,162]. Autogenous shrinkage owing to self-desiccation rises with increasing NS concentrations, leading to a larger cracking potential [163]. To avoid this negative impact, large concentrations of super-plasticizer and water should be used in conjunction with favorable curing conditions [164].

#### 4.5.6. Sulphate Resistance

Sulfate resistance of concrete refers to the material's capacity to withstand the development of secondary ettringite because of the subsequent reactivity of sulphate ions with hydrated aluminate phases. The development of secondary ettringite is an expanding reaction that may wreak havoc on the concrete matrix. Permeability of concrete is critical for sulphate resistance. As a result of the NS grains' capacity to act as an inner filler inside the cementitious mix, the NS may be utilized to lower the permeability of the concrete by refining the pore structure. Arel and Thomas [165] studied the efficacy of NS and micro-silica as a partial substitute for cement in the presence of sulphate assaults. Their mortar mixes had a w/c of 0.5 and were subjected to a 7% sodium sulphate solution for 23 weeks. They determined that NS with an 8% substitute rate is sufficient to produce concrete that is extremely resistant to external sulphate assaults. Moreover, the authors indicated that the benefit of NS materials over micro-silica materials is their capacity to increase physical adhesion at the aggregate–cement interface, resulting in an excessive decrease in overall porosity and, hence, a reduction in chemical species' permeability into concrete. Moslemi et al. [166] reached a similar outcome in their assessment of mortar resistance to sulphate assault. Their findings demonstrated that substituting 8% NS for cement would be adequate to increase concrete's sulphate resistance. Tobón et al. [167] found that adding 3% NS can result in up to a 63% reduction in expansion when compared to a control specimen, showing that a lower replacement amount of NS may be useful for increasing concrete resistance to sulphate. Figure 12 is based on the work of Tobón et al. [167] and depicts the expansion of mortar subjected to a 5%  $MgSO_4$  solution in this investigation. This was also corroborated by research performed by Atahan and Dikme [168], who concluded that even a 2% substitution of NS for cement would be sufficient to successfully prevent expansion caused by sulphate attack. They both agreed that NS contributes to the refinement of the concrete pore system by increasing the smaller holes (gel pores) and decreasing the linked pores (capillary pores), thereby greatly enhancing the concrete's durability. Thus, aggressive  $MgSO_4$  agents are unable to enter the cementitious matrix and generate expansive products.



**Figure 12.** Influence of nano-silica addition on sulphate resistance of cementitious materials [169].

#### 4.5.7. Acid Resistance


The CS of the NS-containing sample subjected to  $H_2SO_4$  rain was much greater than the reference specimen. This is because the filling action of NS decreases the porosity of the sample and enhances the bonding between the cement paste and aggregates due to the addition of NS [169]. Additionally, the study discovered that as the NS concentration increased, the proportion of weight loss of the concrete specimens was reduced. Compared to the usage of NS, silica fume in high-strength FRC improved the durability of samples subjected to an acid condition [170]. After 63 days of immersion in  $H_2SO_4$ , the high-strength FRC samples containing 2% NS displayed a significant reduction in ultrasonic pulse velocity (UPV) in comparison with the 10% silica fume-containing samples. Moreover, the previous study demonstrated that the specimens lost less weight, suggesting less erosion during the acid exposure when a high substitution amount of 10% silica fume was used rather than a low substitution amount of 2% NS. This is because of the lesser possibility for the formation of gypsum and ettringite in cement-based materials incorporating 10% silica fume. In addition, the higher the silica fume substitution amount was compared with the lower NS substitution amount resulted in a larger crushing load loss-to-weight loss ratio.

#### 4.6. Microstructure of NS-Modified Concrete

Based on the chemical characteristics of NS, it has been shown that the NS reacted with free lime ( $Ca(OH)_2$ ) during the hydration processes. As a result of the great fineness of the NS particles, this procedure resulted in the creation of C-S-H gel [171]. The size of NS grains is around 1–100 nm, which is favorable for reacting as a nucleus. As a result, thick cement hydrate products will be produced with an enhanced ITZ, even at low replacement levels [172]. The permeability of concrete can be used to determine its durability. The presence of NS affects the chemical and physical characteristics of cementitious materials. The NS pozzolanic reactivity with  $Ca(OH)_2$  results in the formation of additional C-S-H gels. Physically, NS is about 100 times finer than cement grains, is capable of filling residual gaps in cement paste, and improves the density of the matrix during the early ages [163]. Microstructural investigations of concrete using several electronic microscopy methods (SEM, ESEM, and TEM) revealed that cementitious materials with NS have a more homogeneous and denser microstructure than concrete without NS [163,164]. Due to the interface, filler, and filler impacts of NP, using NS can improve the microstructural properties of concrete. The NS can function as an activator, enhancing concrete's hydration processes and forming huge volumes of C-S-H gel [134,173–175]. Thus, the incorporation of NS

into cement pastes lowers calcium leaching and enhances durability [176]. Said et al. [95] conducted thermal and microstructural experiments to determine the influence of NS on the filler and pozzolanic processes. Due to the nucleation action of NP, the concrete pore structure with NS was enhanced. Lin et al. [177] discovered that adding NS (1–2%) lowered the relative permeability and pore diameters of mixes using an MIP test.

SEM studies were conducted by Jo et al. [178] to confirm the mechanism anticipated by the CS test. It was discovered that the incorporation of NS particles altered the hydration behavior and resulted in changes in the microstructure of the hardened pastes. SEM micrographs of cement paste with and without NS after 7 days are shown in Figure 13. In the SEM micrograph of the cement paste, the C-S-H gel was isolated, bounded by and linked to many needle hydrates called ettringites (Figure 13a,b). On the other hand, the microstructure of the cement paste containing NS demonstrated the production of dense, compact hydration products and a decreased quantity of  $\text{Ca(OH)}_2$  crystals (Figure 13c,d). These observations are in line with the enhanced mechanical and durability properties of NS-modified concrete.



**Figure 13.** Microstructure of matrices: (a) cement paste 10,000×; (b) cement paste 5000×; (c) cement paste with NS 10,000×; (d) cement paste with NS 5000× [178]; CH:  $\text{Ca(OH)}_2$ .

#### 4.7. Challenges to the Use of NS in Concrete

Along with the expensive cost, there are certain barriers to the large-scale application of NS. Between laboratory investigation and on-site application, there is a significant gap. The first issue to address is NS dispersal. It is challenging to have huge ultrasonic equipment or sufficient space on site to meet NS dispersal requirements. Moreover, the ultrasonic therapy technique is lengthy and difficult to regulate. Although a construction firm can procure NS dispersal directly from producers for on-site usage, the materials and transport expenses are substantially high, further increasing the expense of the NS application. Second, the toxicity of NS will result in pulmonary complications and an increase in mortality [179,180]. As a result, laborers must adopt stringent protective measures to maintain an adequate level of safety and health on the job. Thirdly, it is critical to monitor and manage NS dispersion on site in order to reduce the danger to the surrounding environment. Thus, environmental, economic, and health considerations should be addressed prior to the widespread use of NS.

#### 4.8. Future Research Directions

Nanotechnology enables modification of the basic structure of materials in order to improve their characteristics. In concrete, NS works as a nucleation site, accelerating the cement hydration and filling the voids, resulting in a higher packing density and lower porosity. However, to fully exploit the advantages of nanotechnology, upcoming research should solve the following concerns.

- A significant concern is the physical condition and dispersion of NS in concrete. While numerous dispersion agents are in use, their practicality in the field remains debatable. A comprehensive examination of the dispersion process is necessary.
- The optimal amount of NS in cementitious materials cannot be quantified in terms of a percentage. It is entirely dependent on the kind of NS (powder/colloidal) and its average grain size, which may be described in terms of surface area-to-mass ratio. In this regard, a link between the optimal quantity and features of NS should be established.
- While most studies have been conducted on mortars and cement pastes, a limited number of scholars have concentrated on the mechanical characteristics and permeability of NS-modified concrete. Other durability characteristics remain less explored. Due to the integration of finer materials, shrinkage behavior may be changed, which should be investigated in depth. Additional research on acid, sulphate, carbonation, and chloride resistance is required.
- Even though scholars have explored some characteristics of cementitious materials, they are not sufficiently confident in developing for their application in construction. A comprehensive, systematic experimental investigation needs to be conducted to determine the properties of NS-modified concrete. The optimization of concrete's fresh, mechanical, microstructural, and durability characteristics must be pursued vigorously.
- ITZ research is an exciting field in which to discover new things. Because ITZ exhibits behavior that is distinct from the other two phases of concrete, it is the chain's weakest link and, as such, its nanomechanical characteristics should be determined.
- An extensive study into the mathematical modeling or machine learning of concrete behavior is still possible. A study of this area may yield fresh results that contribute to a better understanding of concrete. However, no considerable research has been conducted in these areas to date.

## 5. Conclusions

The intention of this study was to carry out a keywords' evaluation of the published literature on nano-silica (NS)-modified concrete to analyze diverse crucial portions of the current research. The Scopus database was searched for 1015 relevant documents, and the data were evaluated using the VOSviewer software. In addition, this study comprehensively discussed the crucial segments in the present research area and developed prediction

models for the strength estimation of NS-modified concrete. The following conclusions are drawn from this study:

- The analysis of keywords revealed that the five most regularly appearing keywords are nano-silica, silica, compressive strength, concretes, and cements. The assessment of keywords showed that NS had been researched mainly to enhance the durability, mechanical, and microstructural characteristics of concretes
- The inclusion of nano-particles such as NS in cementitious materials necessitates the addition of more water or super-plasticizers to preserve the workability of the fresh mix.
- The impact of NS on cementitious materials is dependent on the particle size, kind (colloidal/powder), surface area, dose, and the w/c of the mix.
- Increasing the NS concentration up to 2% and 3% might enhance the mechanical and durability properties of cementitious materials. This might be because of the pozzolanic reactivity, the refinement of the pore structure, or the filling effect.
- The mechanical strength of concrete improves with increasing the NS concentration, and the NS acts as an activator, promoting the hydration process. However, if the concentration of NS is greater than 3%, the strength may be reduced.
- The prediction models established for the strength prediction of NS-modified concrete showed good agreement with the experimental data due to higher  $R^2$  and reduced error values. This sort of analysis might be used to estimate the required parameters of material, therefore saving time and money associated with experimental studies.
- An increased NS dose, i.e., 3% or more, may deteriorate the characteristics of the material because of the accumulation of NS grains, resulting in increased porosity, microcracking, and decreased mechanical strength.
- NS has a substantially stronger pozzolanic activity than silica fume. At all ages, concrete containing NS displayed a greater compressive strength than conventional concrete. Additionally, the incorporation of NS increased the concrete's flexural and split-tensile strengths.
- As a consequence of the filler effect and pozzolanic activity of NS, as well as its interaction with  $\text{Ca}(\text{OH})_2$  crystals to lower their size and quantity, a compact ITZ microstructure formed between the cement paste and aggregates, resulting in the long-term strength growth and durability of the matrix.
- If the NS particles are equally scattered, the inclusion of NS particles enhances the microstructure of the concrete.
- Even though NS exhibited noteworthy beneficial influences on the durability parameters and mechanical properties of the cementitious materials in a variety of conditions and environments, there remain divergent views on the size and kind of NS, its concentration, and dispersal techniques. Therefore, a broad study in this field is necessary to establish fundamental requirements for the practical deployment of such nano-particles.

**Author Contributions:** K.K.: conceptualization, resources, funding acquisition, project administration, writing, reviewing, and editing; W.A.: conceptualization, software, validation, data curation, investigation, methodology, supervision, and writing—original draft; M.N.A.: resources, formal analysis, methodology, investigation, writing, reviewing, and editing; S.N.: visualization, validation, data curation, resources, writing, reviewing, and editing. All authors have read and agreed to the published version of the manuscript.

**Funding:** The study was supported by the Deanship of Scientific Research, Vice Presidency for Graduate Studies and Scientific Research, at King Faisal University, Al-Ahsa, Saudi Arabia (Project No. GRANT655).

**Data Availability Statement:** The data used in this research has been properly cited and reported in the main text.

**Acknowledgments:** The authors acknowledge the Deanship of Scientific Research, Vice Presidency for Graduate Studies and Scientific Research, at King Faisal University, Al-Ahsa, Saudi Arabia (Project No. GRANT655). The authors wish to express their gratitude for the financial support that made this study possible.

**Conflicts of Interest:** The authors declare no conflict of interest.

## References

1. Parvan, M.-G.; Voicu, G.; Badanoiu, A.-I.; Nicoara, A.-I.; Vasile, E. CO<sub>2</sub> Sequestration in the Production of Portland Cement Mortars with Calcium Carbonate Additions. *Nanomaterials* **2021**, *11*, 875. [[CrossRef](#)] [[PubMed](#)]
2. Huang, J.; Wang, Z.; Li, D.; Li, G. Effect of Nano-SiO<sub>2</sub>/PVA Fiber on Sulfate Resistance of Cement Mortar Containing High-Volume Fly Ash. *Nanomaterials* **2022**, *12*, 323. [[CrossRef](#)] [[PubMed](#)]
3. Valente, M.; Sambucci, M.; Sibai, A. Geopolymers vs. Cement Matrix Materials: How Nanofiller Can Help a Sustainability Approach for Smart Construction Applications—A Review. *Nanomaterials* **2021**, *11*, 2007. [[CrossRef](#)] [[PubMed](#)]
4. Shill, S.K.; Al-Deen, S.; Ashraf, M. Concrete durability issues due to temperature effects and aviation oil spillage at military airbase—A comprehensive review. *Constr. Build. Mater.* **2018**, *160*, 240–251. [[CrossRef](#)]
5. Li, L.; Khan, M.; Bai, C.; Shi, K. Uniaxial Tensile Behavior, Flexural Properties, Empirical Calculation and Microstructure of Multi-Scale Fiber Reinforced Cement-Based Material at Elevated Temperature. *Materials* **2021**, *14*, 1827. [[CrossRef](#)]
6. Khan, M.; Cao, M.; Ai, H.; Hussain, A. Basalt Fibers in Modified Whisker Reinforced Cementitious Composites. *Period. Polytech. Civ. Eng.* **2022**. [[CrossRef](#)]
7. Cao, M.; Khan, M. Effectiveness of multiscale hybrid fiber reinforced cementitious composites under single degree of freedom hydraulic shaking table. *Struct. Concr.* **2021**, *22*, 535–549. [[CrossRef](#)]
8. Shafiqh, P.; Jumaat, M.Z.; Mahmud, H.B.; Alengaram, U.J. Oil palm shell lightweight concrete containing high volume ground granulated blast furnace slag. *Constr. Build. Mater.* **2013**, *40*, 231–238. [[CrossRef](#)]
9. Akkaya, Y.; Ouyang, C.; Shah, S.P. Effect of supplementary cementitious materials on shrinkage and crack development in concrete. *Cem. Concr. Compos.* **2007**, *29*, 117–123. [[CrossRef](#)]
10. Nafees, A.; Khan, S.; Javed, M.F.; Alrowais, R.; Mohamed, A.M.; Mohamed, A.; Vatin, N.I. Forecasting the Mechanical Properties of Plastic Concrete Employing Experimental Data Using Machine Learning Algorithms: DT, MLPNN, SVM, and RF. *Polymers* **2022**, *14*, 1583. [[CrossRef](#)]
11. Liu, T.; Nafees, A.; Javed, M.F.; Aslam, F.; Alabduljabbar, H.; Xiong, J.-J.; Khan, M.I.; Malik, M.Y. Comparative study of mechanical properties between irradiated and regular plastic waste as a replacement of cement and fine aggregate for manufacturing of green concrete. *Ain Shams Eng. J.* **2021**, *13*, 101563. [[CrossRef](#)]
12. Golewski, G.L. Green Concrete Based on Quaternary Binders with Significant Reduced of CO<sub>2</sub> Emissions. *Energies* **2021**, *14*, 4558. [[CrossRef](#)]
13. Khan, M.; Ali, M. Improvement in concrete behavior with fly ash, silica-fume and coconut fibres. *Constr. Build. Mater.* **2019**, *203*, 174–187. [[CrossRef](#)]
14. Khan, M.; Cao, M.; Hussain, A.; Chu, S.H. Effect of silica-fume content on performance of CaCO<sub>3</sub> whisker and basalt fiber at matrix interface in cement-based composites. *Constr. Build. Mater.* **2021**, *300*, 124046. [[CrossRef](#)]
15. Khan, M.; Rehman, A.; Ali, M. Efficiency of silica-fume content in plain and natural fiber reinforced concrete for concrete road. *Constr. Build. Mater.* **2020**, *244*, 118382. [[CrossRef](#)]
16. Nafees, A.; Javed, M.F.; Khan, S.; Nazir, K.; Farooq, F.; Aslam, F.; Musarat, M.A.; Vatin, N.I. Predictive Modeling of Mechanical Properties of Silica Fume-Based Green Concrete Using Artificial Intelligence Approaches: MLPNN, ANFIS, and GEP. *Materials* **2021**, *14*, 7531. [[CrossRef](#)]
17. Ahmad, W.; Ahmad, A.; Ostrowski, K.A.; Aslam, F.; Joyklad, P. A scientometric review of waste material utilization in concrete for sustainable construction. *Case Stud. Constr. Mater.* **2021**, *15*, e00683. [[CrossRef](#)]
18. Ahmad, W.; Ahmad, A.; Ostrowski, K.A.; Aslam, F.; Joyklad, P.; Zajdel, P. Sustainable approach of using sugarcane bagasse ash in cement-based composites: A systematic review. *Case Stud. Constr. Mater.* **2021**, *15*, e00698. [[CrossRef](#)]
19. Li, X.; Qin, D.; Hu, Y.; Ahmad, W.; Ahmad, A.; Aslam, F.; Joyklad, P. A systematic review of waste materials in cement-based composites for construction applications. *J. Build. Eng.* **2021**, *45*, 103447. [[CrossRef](#)]
20. Ahmad, W.; Ahmad, A.; Ostrowski, K.A.; Aslam, F.; Joyklad, P.; Zajdel, P. Application of Advanced Machine Learning Approaches to Predict the Compressive Strength of Concrete Containing Supplementary Cementitious Materials. *Materials* **2021**, *14*, 5762. [[CrossRef](#)]
21. Li, G.; Zhou, C.; Ahmad, W.; Usanova, K.I.; Karelina, M.; Mohamed, A.M.; Khallaf, R. Fly Ash Application as Supplementary Cementitious Material: A Review. *Materials* **2022**, *15*, 2664. [[CrossRef](#)] [[PubMed](#)]
22. Barbhuiya, G.H.; Moiz, M.A.; Hasan, S.D.; Zaheer, M.M. Effects of the nanosilica addition on cement concrete: A review. *Mater. Today Proc.* **2020**, *32*, 560–566. [[CrossRef](#)]
23. Ahmed, A.; Hyndman, F.; Kamau, J.; Fitriani, H. *Rice Husk Ash as a Cement Replacement in High Strength Sustainable Concrete*; Trans Tech Publications Ltd.: Freienbach, Switzerland, 2020; pp. 90–98. [[CrossRef](#)]

24. Zareei, S.A.; Ameri, F.; Dorostkar, F.; Ahmadi, M. Rice husk ash as a partial replacement of cement in high strength concrete containing micro silica: Evaluating durability and mechanical properties. *Case Stud. Constr. Mater.* **2017**, *7*, 73–81. [[CrossRef](#)]
25. De Sensale, G.R. Effect of rice-husk ash on durability of cementitious materials. *Cem. Concr. Compos.* **2010**, *32*, 718–725. [[CrossRef](#)]
26. Ameri, F.; Shoaee, P.; Bahrami, N.; Vaezi, M.; Ozbakkaloglu, T. Optimum rice husk ash content and bacterial concentration in self-compacting concrete. *Constr. Build. Mater.* **2019**, *222*, 796–813. [[CrossRef](#)]
27. Zareei, S.A.; Ameri, F.; Shoaee, P.; Bahrami, N. Recycled ceramic waste high strength concrete containing wollastonite particles and micro-silica: A comprehensive experimental study. *Constr. Build. Mater.* **2019**, *201*, 11–32. [[CrossRef](#)]
28. Hong, X.; Lee, J.C.; Qian, B. Mechanical Properties and Microstructure of High-Strength Lightweight Concrete Incorporating Graphene Oxide. *Nanomaterials* **2022**, *12*, 833. [[CrossRef](#)]
29. Zheng, D.; Monasterio, M.; Feng, W.; Tang, W.; Cui, H.; Dong, Z. Hydration Characteristics of Tricalcium Aluminate in the Presence of Nano-Silica. *Nanomaterials* **2021**, *11*, 199. [[CrossRef](#)]
30. Cho, B.H.; Chung, W.; Nam, B.H. Molecular Dynamics Simulation of Calcium-Silicate-Hydrate for Nano-Engineered Cement Composites—A Review. *Nanomaterials* **2020**, *10*, 2158. [[CrossRef](#)]
31. Trukhanov, A.V.; Tishkevich, D.I.; Podgornaya, S.V.; Kaniukov, E.; Darwish, M.A.; Zubar, T.I.; Timofeev, A.V.; Trukhanova, E.L.; Kostishin, V.G.; Trukhanov, S.V. Impact of the Nanocarbon on Magnetic and Electrodynamic Properties of the Ferrite/Polymer Composites. *Nanomaterials* **2022**, *12*, 868. [[CrossRef](#)]
32. Siegel, J.; Grossberger, D.; Pryjmaková, J.; Šlouf, M.; Švorčík, V. Laser-Promoted Immobilization of Ag Nanoparticles: Effect of Surface Morphology of Poly(ethylene terephthalate). *Nanomaterials* **2022**, *12*, 792. [[CrossRef](#)] [[PubMed](#)]
33. Suvarli, N.; Frenzel, M.; Hubbuch, J.; Perner-Nochta, I.; Wörner, M. Synthesis of Spherical Nanoparticle Hybrids via Aerosol Thiol-Ene Photopolymerization and Their Bioconjugation. *Nanomaterials* **2022**, *12*, 577. [[CrossRef](#)] [[PubMed](#)]
34. Kashif Ur Rehman, S.; Kumarova, S.; Ali Memon, S.; Javed, M.F.; Jameel, M. A Review of Microscale, Rheological, Mechanical, Thermoelectrical and Piezoresistive Properties of Graphene Based Cement Composite. *Nanomaterials* **2020**, *10*, 2076. [[CrossRef](#)] [[PubMed](#)]
35. De Maio, U.; Fantuzzi, N.; Greco, F.; Leonetti, L.; Pranno, A. Failure Analysis of Ultra High-Performance Fiber-Reinforced Concrete Structures Enhanced with Nanomaterials by Using a Diffuse Cohesive Interface Approach. *Nanomaterials* **2020**, *10*, 1792. [[CrossRef](#)] [[PubMed](#)]
36. Luo, J.; Chen, S.; Li, Q.; Liu, C.; Gao, S.; Zhang, J.; Guo, J. Influence of Graphene Oxide on the Mechanical Properties, Fracture Toughness, and Microhardness of Recycled Concrete. *Nanomaterials* **2019**, *9*, 325. [[CrossRef](#)]
37. Zhang, P.; Han, S.; Golewski, G.L.; Wang, X. Nanoparticle-reinforced building materials with applications in civil engineering. *Adv. Mech. Eng.* **2020**, *12*, 1687814020965438. [[CrossRef](#)]
38. Mebert, A.M.; Baglolle, C.J.; Desimone, M.F.; Maysinger, D. Nanoengineered silica: Properties, applications and toxicity. *Food Chem. Toxicol.* **2017**, *109*, 753–770. [[CrossRef](#)]
39. Zhang, P.; Wan, J.; Wang, K.; Li, Q. Influence of nano-SiO<sub>2</sub> on properties of fresh and hardened high performance concrete: A state-of-the-art review. *Constr. Build. Mater.* **2017**, *148*, 648–658. [[CrossRef](#)]
40. Niculescu, A.-G.; Chircov, C.; Bîrcă, A.C.; Grumezescu, A.M. Nanomaterials Synthesis through Microfluidic Methods: An Updated Overview. *Nanomaterials* **2021**, *11*, 864. [[CrossRef](#)]
41. Auría-Soro, C.; Nesma, T.; Juanes-Velasco, P.; Landeira-Viñuela, A.; Fidalgo-Gomez, H.; Acebes-Fernandez, V.; Gongora, R.; Almendral Parra, M.J.; Manzano-Roman, R.; Fuentes, M. Interactions of Nanoparticles and Biosystems: Microenvironment of Nanoparticles and Biomolecules in Nanomedicine. *Nanomaterials* **2019**, *9*, 1365. [[CrossRef](#)]
42. Zhang, P.; Sha, D.; Li, Q.; Zhao, S.; Ling, Y. Effect of Nano Silica Particles on Impact Resistance and Durability of Concrete Containing Coal Fly Ash. *Nanomaterials* **2021**, *11*, 1296. [[CrossRef](#)] [[PubMed](#)]
43. Li, L.G.; Zheng, J.Y.; Zhu, J.; Kwan, A.K.H. Combined usage of micro-silica and nano-silica in concrete: SP demand, cementing efficiencies and synergistic effect. *Constr. Build. Mater.* **2018**, *168*, 622–632. [[CrossRef](#)]
44. Wang, X.F.; Huang, Y.J.; Wu, G.Y.; Fang, C.; Li, D.W.; Han, N.X.; Xing, F. Effect of nano-SiO<sub>2</sub> on strength, shrinkage and cracking sensitivity of lightweight aggregate concrete. *Constr. Build. Mater.* **2018**, *175*, 115–125. [[CrossRef](#)]
45. Ying, J.; Zhou, B.; Xiao, J. Pore structure and chloride diffusivity of recycled aggregate concrete with nano-SiO<sub>2</sub> and nano-TiO<sub>2</sub>. *Constr. Build. Mater.* **2017**, *150*, 49–55. [[CrossRef](#)]
46. Ardalan, R.B.; Jamshidi, N.; Arabameri, H.; Joshaghani, A.; Mehrinejad, M.; Sharafi, P. Enhancing the permeability and abrasion resistance of concrete using colloidal nano-SiO<sub>2</sub> oxide and spraying nanosilicon practices. *Constr. Build. Mater.* **2017**, *146*, 128–135. [[CrossRef](#)]
47. Xu, J.; Kong, F.; Song, S.; Cao, Q.; Huang, T.; Cui, Y. Effect of Fenton pre-oxidation on mobilization of nutrients and efficient subsequent bioremediation of crude oil-contaminated soil. *Chemosphere* **2017**, *180*, 1–10. [[CrossRef](#)]
48. Sharkawi, A.M.; Abd-Elaty, M.A.; Khalifa, O.H. Synergistic influence of micro-nano silica mixture on durability performance of cementitious materials. *Constr. Build. Mater.* **2018**, *164*, 579–588. [[CrossRef](#)]
49. Zahiri, F.; Eskandari-Naddaf, H. Optimizing the compressive strength of concrete containing micro-silica, nano-silica, and polypropylene fibers using extreme vertices mixture design. *Front. Struct. Civ. Eng.* **2019**, *13*, 821–830. [[CrossRef](#)]
50. Mohammed, B.S.; Liew, M.S.; Alaloul, W.S.; Khed, V.C.; Hoong, C.Y.; Adamu, M. Properties of nano-silica modified pervious concrete. *Case Stud. Constr. Mater.* **2018**, *8*, 409–422. [[CrossRef](#)]



51. Norhasri, M.S.M.; Hamidah, M.S.; Fadzil, A.M. Applications of using nano material in concrete: A review. *Constr. Build. Mater.* **2017**, *133*, 91–97. [[CrossRef](#)]
52. Ren, J.; Lai, Y.; Gao, J. Exploring the influence of SiO<sub>2</sub> and TiO<sub>2</sub> nanoparticles on the mechanical properties of concrete. *Constr. Build. Mater.* **2018**, *175*, 277–285. [[CrossRef](#)]
53. Niewiadomski, P.; Stefaniuk, D.; Hoła, J. Microstructural Analysis of Self-compacting Concrete Modified with the Addition of Nanoparticles. *Procedia Eng.* **2017**, *172*, 776–783. [[CrossRef](#)]
54. Massana, J.; Reyes, E.; Bernal, J.; León, N.; Sánchez-Espinosa, E. Influence of nano- and micro-silica additions on the durability of a high-performance self-compacting concrete. *Constr. Build. Mater.* **2018**, *165*, 93–103. [[CrossRef](#)]
55. Mahapatra, C.K.; Barai, S.V. Temperature impact on residual properties of self-compacting based hybrid fiber reinforced concrete with fly ash and colloidal nano silica. *Constr. Build. Mater.* **2019**, *198*, 120–132. [[CrossRef](#)]
56. Erdem, S.; Hanbay, S.; Güler, Z. Micromechanical damage analysis and engineering performance of concrete with colloidal nano-silica and demolished concrete aggregates. *Constr. Build. Mater.* **2018**, *171*, 634–642. [[CrossRef](#)]
57. Zareei, S.A.; Ameri, F.; Bahrami, N.; Shoaee, P.; Moosaei, H.R.; Salemi, N. Performance of sustainable high strength concrete with basic oxygen steel-making (BOS) slag and nano-silica. *J. Build. Eng.* **2019**, *25*, 100791. [[CrossRef](#)]
58. Sobolev, K.; Gutiérrez, M.F. How nanotechnology can change the concrete world. *Am. Ceram. Soc. Bull.* **2005**, *84*, 14.
59. Fang, Y.; Wang, J.; Ma, H.; Wang, L.; Qian, X.; Qiao, P. Performance enhancement of silica fume blended mortars using bio-functionalized nano-silica. *Constr. Build. Mater.* **2021**, *312*, 125467. [[CrossRef](#)]
60. Reches, Y. Nanoparticles as concrete additives: Review and perspectives. *Constr. Build. Mater.* **2018**, *175*, 483–495. [[CrossRef](#)]
61. Xu, Y.; Zeng, J.; Chen, W.; Jin, R.; Li, B.; Pan, Z. A holistic review of cement composites reinforced with graphene oxide. *Constr. Build. Mater.* **2018**, *171*, 291–302. [[CrossRef](#)]
62. Xiao, X.; Skitmore, M.; Li, H.; Xia, B. Mapping knowledge in the economic areas of green building using scientometric analysis. *Energies* **2019**, *12*, 3011. [[CrossRef](#)]
63. Darko, A.; Chan, A.P.; Huo, X.; Owusu-Manu, D.-G. A scientometric analysis and visualization of global green building research. *Build. Environ.* **2019**, *149*, 501–511. [[CrossRef](#)]
64. Aghaei Chadegani, A.; Salehi, H.; Yunus, M.; Farhadi, H.; Fooladi, M.; Farhadi, M.; Ale Ebrahim, N. A comparison between two main academic literature collections: Web of Science and Scopus databases. *Asian Soc. Sci.* **2013**, *9*, 18–26. [[CrossRef](#)]
65. Afgan, S.; Bing, C. Scientometric review of international research trends on thermal energy storage cement based composites via integration of phase change materials from 1993 to 2020. *Constr. Build. Mater.* **2021**, *278*, 122344. [[CrossRef](#)]
66. Amin, M.N.; Ahmad, W.; Khan, K.; Sayed, M.M. Mapping Research Knowledge on Rice Husk Ash Application in Concrete: A Scientometric Review. *Materials* **2022**, *15*, 3431. [[CrossRef](#)]
67. Bergman, E.M.L. Finding citations to social work literature: The relative benefits of using Web of Science, Scopus, or Google Scholar. *J. Acad. Librariansh.* **2012**, *38*, 370–379. [[CrossRef](#)]
68. Meho, L.I. Using Scopus's CiteScore for assessing the quality of computer science conferences. *J. Informetr.* **2019**, *13*, 419–433. [[CrossRef](#)]
69. Darko, A.; Zhang, C.; Chan, A.P. Drivers for green building: A review of empirical studies. *Habitat Int.* **2017**, *60*, 34–49. [[CrossRef](#)]
70. Ahmad, W.; Khan, M.; Smarzewski, P. Effect of Short Fiber Reinforcements on Fracture Performance of Cement-Based Materials: A Systematic Review Approach. *Materials* **2021**, *14*, 1745. [[CrossRef](#)]
71. Markoulli, M.P.; Lee, C.I.; Byington, E.; Felps, W.A. Mapping Human Resource Management: Reviewing the field and charting future directions. *Hum. Resour. Manag. Rev.* **2017**, *27*, 367–396. [[CrossRef](#)]
72. Goulden, S.; Erell, E.; Garb, Y.; Pearlmutter, D. Green building standards as socio-technical actors in municipal environmental policy. *Build. Res. Inf.* **2017**, *45*, 414–425. [[CrossRef](#)]
73. Jin, R.; Gao, S.; Cheshmehzangi, A.; Aboagye-Nimo, E. A holistic review of off-site construction literature published between 2008 and 2018. *J. Clean. Prod.* **2018**, *202*, 1202–1219. [[CrossRef](#)]
74. Park, J.Y.; Nagy, Z. Comprehensive analysis of the relationship between thermal comfort and building control research-A data-driven literature review. *Renew. Sustain. Energy Rev.* **2018**, *82*, 2664–2679. [[CrossRef](#)]
75. Oraee, M.; Hosseini, M.R.; Papadonikolaki, E.; Palliyaguru, R.; Arashpour, M. Collaboration in BIM-based construction networks: A bibliometric-qualitative literature review. *Int. J. Proj. Manag.* **2017**, *35*, 1288–1301. [[CrossRef](#)]
76. Van Eck, N.J.; Waltman, L. Software survey: VOSviewer, a computer program for bibliometric mapping. *Scientometrics* **2010**, *84*, 523–538. [[CrossRef](#)]
77. Su, H.-N.; Lee, P.-C. Mapping knowledge structure by keyword co-occurrence: A first look at journal papers in Technology Foresight. *Scientometrics* **2010**, *85*, 65–79. [[CrossRef](#)]
78. Zakka, W.P.; Lim, N.H.A.S.; Khun, M.C. A scientometric review of geopolymer concrete. *J. Clean. Prod.* **2021**, *280*, 124353. [[CrossRef](#)]
79. Yang, H.; Liu, L.; Yang, W.; Liu, H.; Ahmad, W.; Ahmad, A.; Aslam, F.; Joyklad, P. A comprehensive overview of geopolymer composites: A bibliometric analysis and literature review. *Case Stud. Constr. Mater.* **2022**, *16*, e00830. [[CrossRef](#)]
80. Zhang, B.; Ahmad, W.; Ahmad, A.; Aslam, F.; Joyklad, P. A scientometric analysis approach to analyze the present research on recycled aggregate concrete. *J. Build. Eng.* **2022**, *46*, 103679. [[CrossRef](#)]
81. Nandhini, K.; Karthikeyan, J. Influence of Industrial and Agricultural by-Products as Cementitious Blends in Self-Compacting Concrete—A Review. *Silicon* **2021**, *14*, 2431–2452. [[CrossRef](#)]

82. Kumar, S.; Ali, N.; Begum, S.; Rahman, Z. Characterization, properties and microstructure studies of cement mortar incorporating nano-SiO<sub>2</sub>. *Mater. Today Proc.* **2021**, *37*, 425–430. [[CrossRef](#)]
83. Garg, R.; Garg, R.; Bansal, M.; Aggarwal, Y. Experimental study on strength and microstructure of mortar in presence of micro and nano-silica. *Mater. Today Proc.* **2021**, *43*, 769–777. [[CrossRef](#)]
84. Singh, L.P.; Ali, D.; Tyagi, I.; Sharma, U.; Singh, R.; Hou, P. Durability studies of nano-engineered fly ash concrete. *Constr. Build. Mater.* **2019**, *194*, 205–215. [[CrossRef](#)]
85. Abhilash, P.P.; Nayak, D.K.; Sangoju, B.; Kumar, R.; Kumar, V. Effect of nano-silica in concrete; A review. *Constr. Build. Mater.* **2021**, *278*, 122347.
86. Ghafoori, N.; Najimi, M. Sulfate resistance of nanosilica and microsilica contained mortars. *ACI Mater. J.* **2016**, *113*, 459–469. [[CrossRef](#)]
87. Ghafoori, N.; Batilov, I.; Najimi, M. Effects of blaine and tricalcium aluminate on the sulfate resistance of nanosilica-containing mortars. *J. Mater. Civ. Eng.* **2018**, *30*, 04017272. [[CrossRef](#)]
88. Huang, Q.; Zhu, X.; Zhao, L.; Zhao, M.; Liu, Y.; Zeng, X. Effect of nanosilica on sulfate resistance of cement mortar under partial immersion. *Constr. Build. Mater.* **2020**, *231*, 117180. [[CrossRef](#)]
89. Mohammed, A.; Rafiq, S.; Mahmood, W.; Noaman, R.; Hind, A.L.D.; Ghafor, K.; Qadir, W. Microstructure characterizations, thermal properties, yield stress, plastic viscosity and compression strength of cement paste modified with nanosilica. *J. Mater. Res. Technol.* **2020**, *9*, 10941–10956. [[CrossRef](#)]
90. Hou, P.; Shi, J.; Prabakar, S.; Cheng, X.; Wang, K.; Zhou, X.; Shah, S.P. Effects of mixing sequences of nanosilica on the hydration and hardening properties of cement-based materials. *Constr. Build. Mater.* **2020**, *263*, 120226. [[CrossRef](#)]
91. Hani, N.; Nawawy, O.; Ragab, K.S.; Kohail, M. The effect of different water/binder ratio and nano-silica dosage on the fresh and hardened properties of self-compacting concrete. *Constr. Build. Mater.* **2018**, *165*, 504–513. [[CrossRef](#)]
92. Younis, K.H.; Mustafa, S.M. Feasibility of using nanoparticles of SiO<sub>2</sub> to improve the performance of recycled aggregate concrete. *Adv. Mater. Sci. Eng.* **2018**, *2018*, 1512830. [[CrossRef](#)] [[PubMed](#)]
93. Nasution, A.; Imran, I.; Abdullah, M. Improvement of concrete durability by nanomaterials. *Procedia Eng.* **2015**, *125*, 608–612.
94. Sikora, P.; Rucinska, T.; Stephan, D.; Chung, S.-Y.; Abd Elrahman, M. Evaluating the effects of nanosilica on the material properties of lightweight and ultra-lightweight concrete using image-based approaches. *Constr. Build. Mater.* **2020**, *264*, 120241. [[CrossRef](#)]
95. Said, A.M.; Zeidan, M.S.; Bassuoni, M.T.; Tian, Y. Properties of concrete incorporating nano-silica. *Constr. Build. Mater.* **2012**, *36*, 838–844. [[CrossRef](#)]
96. El-Ghany Abo El-Enein, S.A.; El-Aziz Kishar, E.A.; Refaey Zedan, S.R.; Abu-Elwafa Mohamed, R. Effect of nano-SiO<sub>2</sub> (NS) on dolomite concrete towards alkali silica reaction. *HBRC J.* **2018**, *14*, 165–170. [[CrossRef](#)]
97. Tawfik, T.A.; Metwally, K.A.; El-Beshlawy, S.A.; Al Saffar, D.M.; Tayeh, B.A.; Hassan, H.S. Exploitation of the nanowaste ceramic incorporated with nano silica to improve concrete properties. *J. King Saud Univ. Eng. Sci.* **2021**, *33*, 581–588. [[CrossRef](#)]
98. Lavergne, F.; Belhadi, R.; Carriat, J.; Fraj, A.B. Effect of nano-silica particles on the hydration, the rheology and the strength development of a blended cement paste. *Cem. Concr. Compos.* **2019**, *95*, 42–55. [[CrossRef](#)]
99. Qian, Y.; De Schutter, G. Enhancing thixotropy of fresh cement pastes with nanoclay in presence of polycarboxylate ether superplasticizer (PCE). *Cem. Concr. Res.* **2018**, *111*, 15–22. [[CrossRef](#)]
100. Lu, Z.; Hanif, A.; Ning, C.; Shao, H.; Yin, R.; Li, Z. Steric stabilization of graphene oxide in alkaline cementitious solutions: Mechanical enhancement of cement composite. *Mater. Des.* **2017**, *127*, 154–161. [[CrossRef](#)]
101. Yang, H.; Monasterio, M.; Zheng, D.; Cui, H.; Tang, W.; Bao, X.; Chen, X. Effects of nano silica on the properties of cement-based materials: A comprehensive review. *Constr. Build. Mater.* **2021**, *282*, 122715. [[CrossRef](#)]
102. Liu, X.; Feng, P.; Shu, X.; Ran, Q. Effects of highly dispersed nano-SiO<sub>2</sub> on the microstructure development of cement pastes. *Mater. Struct.* **2020**, *53*, 1–12. [[CrossRef](#)]
103. Feng, P.; Chang, H.; Liu, X.; Ye, S.; Shu, X.; Ran, Q. The significance of dispersion of nano-SiO<sub>2</sub> on early age hydration of cement pastes. *Mater. Des.* **2020**, *186*, 108320. [[CrossRef](#)]
104. Rostami, M.R.; Abbassi-Sourki, F.; Bouhendi, H. Synergistic effect of branched polymer/nano silica on the microstructures of cement paste and their rheological behaviors. *Constr. Build. Mater.* **2019**, *201*, 159–170. [[CrossRef](#)]
105. Zhang, M.-H.; Islam, J. Use of nano-silica to reduce setting time and increase early strength of concretes with high volumes of fly ash or slag. *Constr. Build. Mater.* **2012**, *29*, 573–580. [[CrossRef](#)]
106. Zhang, M.-H.; Islam, J.; Peethamparan, S. Use of nano-silica to increase early strength and reduce setting time of concretes with high volumes of slag. *Cem. Concr. Compos.* **2012**, *34*, 650–662. [[CrossRef](#)]
107. Ghafari, E.; Costa, H.; Júlio, E.; Portugal, A.; Durães, L. The effect of nanosilica addition on flowability, strength and transport properties of ultra high performance concrete. *Mater. Des.* **2014**, *59*, 1–9. [[CrossRef](#)]
108. Mukharjee, B.B.; Barai, S.V. Influence of incorporation of colloidal nano-silica on behaviour of concrete. *Iran. J. Sci. Technol. Trans. Civ. Eng.* **2020**, *44*, 657–668. [[CrossRef](#)]
109. Hasan-Nattaj, F.; Nematzadeh, M. The effect of forta-ferro and steel fibers on mechanical properties of high-strength concrete with and without silica fume and nano-silica. *Constr. Build. Mater.* **2017**, *137*, 557–572. [[CrossRef](#)]
110. Elkady, H.; Serag, M.I.; Elfeky, M.S. Effect of nano silica de-agglomeration, and methods of adding super-plasticizer on the compressive strength, and workability of nano silica concrete. *Civ. Environ. Res.* **2013**, *3*, 21–34.

111. Mukharjee, B.B.; Barai, S.V. Influence of nano-silica on the properties of recycled aggregate concrete. *Constr. Build. Mater.* **2014**, *55*, 29–37. [[CrossRef](#)]
112. Abd Elrahman, M.; Chung, S.-Y.; Sikora, P.; Rucinska, T.; Stephan, D. Influence of nanosilica on mechanical properties, sorptivity, and microstructure of lightweight concrete. *Materials* **2019**, *12*, 3078. [[CrossRef](#)] [[PubMed](#)]
113. Quercia, G.; Spiesz, P.; Hüsken, G.; Brouwers, H.J.H. SCC modification by use of amorphous nano-silica. *Cem. Concr. Compos.* **2014**, *45*, 69–81. [[CrossRef](#)]
114. Güneysi, E.; Gesoglu, M.; Azez, O.A.; Öz, H.Ö. Effect of nano silica on the workability of self-compacting concretes having untreated and surface treated lightweight aggregates. *Constr. Build. Mater.* **2016**, *115*, 371–380. [[CrossRef](#)]
115. Cho, S.; Kruger, J.; Rooyen, A.V.; Zeranka, S.; Zijl, G.V. Rheology of 3D printable lightweight foam concrete incorporating nano-silica. In *Rheology and Processing of Construction Materials*; Springer: Berlin/Heidelberg, Germany, 2019; pp. 373–381.
116. Rong, Z.; Sun, W.; Xiao, H.; Jiang, G. Effects of nano-SiO<sub>2</sub> particles on the mechanical and microstructural properties of ultra-high performance cementitious composites. *Cem. Concr. Compos.* **2015**, *56*, 25–31. [[CrossRef](#)]
117. Naji Givi, A.; Abdul Rashid, S.; Aziz, F.N.A.; Salleh, M.A.M. Experimental investigation of the size effects of SiO<sub>2</sub> nano-particles on the mechanical properties of binary blended concrete. *Compos. Part B Eng.* **2010**, *41*, 673–677. [[CrossRef](#)]
118. Abdellahi, M.; Karafshani, M.K.; Rizi, A.S. Modeling effect of SiO<sub>2</sub> nanoparticles on the mechanical properties of the concretes. *J. Build. Pathol. Rehabil.* **2017**, *2*, 8. [[CrossRef](#)]
119. Khaloo, A.; Mobini, M.H.; Hosseini, P. Influence of different types of nano-SiO<sub>2</sub> particles on properties of high-performance concrete. *Constr. Build. Mater.* **2016**, *113*, 188–201. [[CrossRef](#)]
120. Horszczaruk, E.; Sikora, P.; Cendrowski, K.; Mijowska, E. The effect of elevated temperature on the properties of cement mortars containing nanosilica and heavyweight aggregates. *Constr. Build. Mater.* **2017**, *137*, 420–431. [[CrossRef](#)]
121. Heidari, A.; Tavakoli, D. A study of the mechanical properties of ground ceramic powder concrete incorporating nano-SiO<sub>2</sub> particles. *Constr. Build. Mater.* **2013**, *38*, 255–264. [[CrossRef](#)]
122. Pourjavadi, A.; Fakoorpoor, S.M.; Hosseini, P.; Khaloo, A. Interactions between superabsorbent polymers and cement-based composites incorporating colloidal silica nanoparticles. *Cem. Concr. Compos.* **2013**, *37*, 196–204. [[CrossRef](#)]
123. Hosseini, P.; Booshehrian, A.; Farshchi, S. Influence of Nano-SiO<sub>2</sub> Addition on Microstructure and Mechanical Properties of Cement Mortars for Ferrocement. *Transp. Res. Rec.* **2010**, *2141*, 15–20. [[CrossRef](#)]
124. Behfarnia, K.; Rostami, M. Effects of micro and nanoparticles of SiO<sub>2</sub> on the permeability of alkali activated slag concrete. *Constr. Build. Mater.* **2017**, *131*, 205–213. [[CrossRef](#)]
125. Najjigivi, A.; Khaloo, A.; Irajizad, A.; Abdul Rashid, S. Investigating the effects of using different types of SiO<sub>2</sub> nanoparticles on the mechanical properties of binary blended concrete. *Compos. Part B Eng.* **2013**, *54*, 52–58. [[CrossRef](#)]
126. Sanchez, F.; Sobolev, K. Nanotechnology in concrete—A review. *Constr. Build. Mater.* **2010**, *24*, 2060–2071. [[CrossRef](#)]
127. Quercia, G.; Hüsken, G.; Brouwers, H.J.H. Water demand of amorphous nano silica and its impact on the workability of cement paste. *Cem. Concr. Res.* **2012**, *42*, 344–357. [[CrossRef](#)]
128. Ibrahim, R.K.; Hamid, R.; Taha, M.R. Fire resistance of high-volume fly ash mortars with nanosilica addition. *Constr. Build. Mater.* **2012**, *36*, 779–786. [[CrossRef](#)]
129. Amin, M.; Abu el-hassan, K. Effect of using different types of nano materials on mechanical properties of high strength concrete. *Constr. Build. Mater.* **2015**, *80*, 116–124. [[CrossRef](#)]
130. Ashrafian, A.; Taheri Amiri, M.J.; Rezaie-Balf, M.; Ozbakkaloglu, T.; Lotfi-Omran, O. Prediction of compressive strength and ultrasonic pulse velocity of fiber reinforced concrete incorporating nano silica using heuristic regression methods. *Constr. Build. Mater.* **2018**, *190*, 479–494. [[CrossRef](#)]
131. Salemi, N.; Behfarnia, K. Effect of nano-particles on durability of fiber-reinforced concrete pavement. *Constr. Build. Mater.* **2013**, *48*, 934–941. [[CrossRef](#)]
132. Fallah, S.; Nematzadeh, M. Mechanical properties and durability of high-strength concrete containing macro-polymeric and polypropylene fibers with nano-silica and silica fume. *Constr. Build. Mater.* **2017**, *132*, 170–187. [[CrossRef](#)]
133. Sadrmomtazi, A.; Fasihi, A. Influence of Polypropylene Fibers on the Performance of Nano-SiO<sub>2</sub>-Incorporated Mortar. *Iran. J. Sci. Technol. Trans. B Eng.* **2010**, *34*, 385–395.
134. Yu, R.; Spiesz, P.; Brouwers, H.J.H. Effect of nano-silica on the hydration and microstructure development of Ultra-High Performance Concrete (UHPC) with a low binder amount. *Constr. Build. Mater.* **2014**, *65*, 140–150. [[CrossRef](#)]
135. Zou, Y.; Zheng, C.; Alzahrani, A.M.; Ahmad, W.; Ahmad, A.; Mohamed, A.M.; Khallaf, R.; Elattar, S. Evaluation of Artificial Intelligence Methods to Estimate the Compressive Strength of Geopolymers. *Gels* **2022**, *8*, 271. [[CrossRef](#)] [[PubMed](#)]
136. Beigi, M.H.; Berenjian, J.; Lotfi Omran, O.; Sadeghi Nik, A.; Nikbin, I.M. An experimental survey on combined effects of fibers and nanosilica on the mechanical, rheological, and durability properties of self-compacting concrete. *Mater. Des.* **2013**, *50*, 1019–1029. [[CrossRef](#)]
137. Zhang, A.; Ge, Y.; Yang, W.; Cai, X.; Du, Y. Comparative study on the effects of nano-SiO<sub>2</sub>, nano-Fe<sub>2</sub>O<sub>3</sub> and nano-NiO on hydration and microscopic properties of white cement. *Constr. Build. Mater.* **2019**, *228*, 116767. [[CrossRef](#)]
138. Nili, M.; Ehsani, A. Investigating the effect of the cement paste and transition zone on strength development of concrete containing nanosilica and silica fume. *Mater. Des.* **2015**, *75*, 174–183. [[CrossRef](#)]
139. Hussain, S.T.; Sastry, K. Study of strength properties of concrete by using micro silica and nano silica. *Int. J. Res. Eng. Technol.* **2014**, *3*, 103–108.

140. Behzadian, R.; Shahrajabian, H. Experimental study of the effect of Nano-silica on the mechanical properties of concrete/PET composites. *KSCE J. Civ. Eng.* **2019**, *23*, 3660–3668. [[CrossRef](#)]
141. Bernal, J.; Reyes, E.; Massana, J.; León, N.; Sánchez, E. Fresh and mechanical behavior of a self-compacting concrete with additions of nano-silica, silica fume and ternary mixtures. *Constr. Build. Mater.* **2018**, *160*, 196–210. [[CrossRef](#)]
142. Yunchao, T.; Zheng, C.; Wanhui, F.; Yumei, N.; Cong, L.; Jieming, C. Combined effects of nano-silica and silica fume on the mechanical behavior of recycled aggregate concrete. *Nanotechnol. Rev.* **2021**, *10*, 819–838. [[CrossRef](#)]
143. Mohamed, A.M. Influence of nano materials on flexural behavior and compressive strength of concrete. *HBRC J.* **2016**, *12*, 212–225. [[CrossRef](#)]
144. Naji Givi, A.; Abdul Rashid, S.; Aziz, F.N.A.; Salleh, M.A.M. The effects of lime solution on the properties of SiO<sub>2</sub> nanoparticles binary blended concrete. *Compos. Part B Eng.* **2011**, *42*, 562–569. [[CrossRef](#)]
145. Qing, Y.; Zenan, Z.; Li, S.; Rongshen, C. A comparative study on the pozzolanic activity between nano-SiO<sub>2</sub> and silica fume. *J. Wuhan Univ. Technol. Mater. Sci. Ed.* **2006**, *21*, 153–157. [[CrossRef](#)]
146. Qing, Y.; Zenan, Z.; Deyu, K.; Rongshen, C. Influence of nano-SiO<sub>2</sub> addition on properties of hardened cement paste as compared with silica fume. *Constr. Build. Mater.* **2007**, *21*, 539–545. [[CrossRef](#)]
147. Li, H.; Zhang, M.-H.; Ou, J.-P. Flexural fatigue performance of concrete containing nano-particles for pavement. *Int. J. Fatigue* **2007**, *29*, 1292–1301. [[CrossRef](#)]
148. Ltifi; Guefrech, A.; Mounanga, P.; Khelidj, A. Experimental study of the effect of addition of nano-silica on the behaviour of cement mortars Mounir. *Procedia Eng.* **2011**, *10*, 900–905. [[CrossRef](#)]
149. Li, W.; Huang, Z.; Cao, F.; Sun, Z.; Shah, S.P. Effects of nano-silica and nano-limestone on flowability and mechanical properties of ultra-high-performance concrete matrix. *Constr. Build. Mater.* **2015**, *95*, 366–374. [[CrossRef](#)]
150. Wu, L.; Lu, Z.; Zhuang, C.; Chen, Y.; Hu, R. Mechanical Properties of Nano SiO<sub>2</sub> and Carbon Fiber Reinforced Concrete after Exposure to High Temperatures. *Materials* **2019**, *12*, 3773. [[CrossRef](#)]
151. Du, H.; Du, S.; Liu, X. Durability performances of concrete with nano-silica. *Constr. Build. Mater.* **2014**, *73*, 705–712. [[CrossRef](#)]
152. Torabian Isfahani, F.; Redaelli, E.; Lollini, F.; Li, W.; Bertolini, L. Effects of nanosilica on compressive strength and durability properties of concrete with different water to binder ratios. *Adv. Mater. Sci. Eng.* **2016**, *2016*, 8453567. [[CrossRef](#)]
153. Du, H.; Du, S.; Liu, X. Effect of nano-silica on the mechanical and transport properties of lightweight concrete. *Constr. Build. Mater.* **2015**, *82*, 114–122. [[CrossRef](#)]
154. Lincy, V.; Rao, V.V.L.K.; Lakshmy, P. A study on nanosilica-and microsilica-added concretes under different transport mechanisms. *Mag. Concr. Res.* **2018**, *70*, 1205–1216. [[CrossRef](#)]
155. Givi, A.N.; Rashid, S.A.; Aziz, F.N.A.; Salleh, M.A.M. Investigations on the development of the permeability properties of binary blended concrete with nano-SiO<sub>2</sub> particles. *J. Compos. Mater.* **2011**, *45*, 1931–1938. [[CrossRef](#)]
156. Zhuang, C.; Chen, Y. The effect of nano-SiO<sub>2</sub> on concrete properties: A review. *Nanotechnol. Rev.* **2019**, *8*, 562–572. [[CrossRef](#)]
157. Haruehansapong, S.; Pulngern, T.; Chucheepsakul, S. Effect of nanosilica particle size on the water permeability, abrasion resistance, drying shrinkage, and repair work properties of cement mortar containing nano-SiO<sub>2</sub>. *Adv. Mater. Sci. Eng.* **2017**, *2017*, 4213690. [[CrossRef](#)]
158. Gonzalez, M.; Tighe, S.L.; Hui, K.; Rahman, S.; de Oliveira Lima, A. Evaluation of freeze/thaw and scaling response of nanoconcrete for Portland Cement Concrete (PCC) pavements. *Constr. Build. Mater.* **2016**, *120*, 465–472. [[CrossRef](#)]
159. Robertson, B. *Preliminary Chemical Shrinkage Analysis of Nano Silica Cementitious Binders*; US Department of the Interior, Bureau of Reclamation, Technical Service Center: Washington, DC, USA, 2013.
160. Björnström, J.; Martinelli, A.; Matic, A.; Börjesson, L.; Panas, I. Accelerating effects of colloidal nano-silica for beneficial calcium-silicate-hydrate formation in cement. *Chem. Phys. Lett.* **2004**, *392*, 242–248. [[CrossRef](#)]
161. Senff, L.; Hotza, D.; Repette, W.L.; Ferreira, V.M.; Labrincha, J.A. Mortars with nano-SiO<sub>2</sub> and micro-SiO<sub>2</sub> investigated by experimental design. *Constr. Build. Mater.* **2010**, *24*, 1432–1437. [[CrossRef](#)]
162. Balapour, M.; Joshaghani, A.; Althoey, F. Nano-SiO<sub>2</sub> contribution to mechanical, durability, fresh and microstructural characteristics of concrete: A review. *Constr. Build. Mater.* **2018**, *181*, 27–41. [[CrossRef](#)]
163. Ramezaniapour, A.A.; Karein, S.M.M.; Vosoughi, P.; Pilvar, A.; Isapour, S.; Moodi, F. Effects of calcined perlite powder as a SCM on the strength and permeability of concrete. *Constr. Build. Mater.* **2014**, *66*, 222–228. [[CrossRef](#)]
164. Arel, H.Ş.; Thomas, B.S. The effects of nano-and micro-particle additives on the durability and mechanical properties of mortars exposed to internal and external sulfate attacks. *Results Phys.* **2017**, *7*, 843–851. [[CrossRef](#)]
165. Moslemi, A.M.; Khosravi, A.; Izadinia, M.; Heydari, M. *Application of Nano Silica in Concrete for Enhanced Resistance Against Sulfate Attack*; Trans Tech Publications, Ltd.: Freienbach, Switzerland, 2014; pp. 874–878. [[CrossRef](#)]
166. Tobon, J.I.; Payá, J.; Restrepo, O.J. Study of durability of Portland cement mortars blended with silica nanoparticles. *Constr. Build. Mater.* **2015**, *80*, 92–97. [[CrossRef](#)]
167. Atahan, H.N.; Dikme, D. Use of mineral admixtures for enhanced resistance against sulfate attack. *Constr. Build. Mater.* **2011**, *25*, 3450–3457. [[CrossRef](#)]
168. Mahdikhani, M.; Bamshad, O.; Shirvani, M.F. Mechanical properties and durability of concrete specimens containing nano silica in sulfuric acid rain condition. *Constr. Build. Mater.* **2018**, *167*, 929–935. [[CrossRef](#)]
169. Nematzadeh, M.; Fallah-Valukolaee, S. Erosion resistance of high-strength concrete containing forta-ferro fibers against sulfuric acid attack with an optimum design. *Constr. Build. Mater.* **2017**, *154*, 675–686. [[CrossRef](#)]

170. Li, H.; Xiao, H.-g.; Yuan, J.; Ou, J. Microstructure of cement mortar with nano-particles. *Compos. Part B Eng.* **2004**, *35*, 185–189. [[CrossRef](#)]
171. Carmichael, J.; Prince, M.; Arulraj, G. Influence of nano materials on consistency, setting time and compressive strength of cement mortar. *Eng. Sci. Technol.* **2012**, *1*, 158–162.
172. Ji, T. Preliminary study on the water permeability and microstructure of concrete incorporating nano-SiO<sub>2</sub>. *Cem. Concr. Res.* **2005**, *35*, 1943–1947. [[CrossRef](#)]
173. Chithra, S.; Kumar, S.R.R.S.; Chinnaraju, K. The effect of colloidal nano-silica on workability, mechanical and durability properties of high performance concrete with copper slag as partial fine aggregate. *Constr. Build. Mater.* **2016**, *113*, 794–804. [[CrossRef](#)]
174. Hou, P.; Kawashima, S.; Kong, D.; Corr, D.J.; Qian, J.; Shah, S.P. Modification effects of colloidal nanoSiO<sub>2</sub> on cement hydration and its gel property. *Compos. Part B Eng.* **2013**, *45*, 440–448. [[CrossRef](#)]
175. Aly, M.; Hashmi, M.S.J.; Olabi, A.G.; Messeiry, M.; Abadir, E.F.; Hussain, A.I. Effect of colloidal nano-silica on the mechanical and physical behaviour of waste-glass cement mortar. *Mater. Des.* **2012**, *33*, 127–135. [[CrossRef](#)]
176. Gaitero, J.J.; Campillo, I.; Guerrero, A. Reduction of the calcium leaching rate of cement paste by addition of silica nanoparticles. *Cem. Concr. Res.* **2008**, *38*, 1112–1118. [[CrossRef](#)]
177. Lin, K.L.; Chang, W.C.; Lin, D.F.; Luo, H.L.; Tsai, M.C. Effects of nano-SiO<sub>2</sub> and different ash particle sizes on sludge ash–cement mortar. *J. Environ. Manag.* **2008**, *88*, 708–714. [[CrossRef](#)] [[PubMed](#)]
178. Jo, B.-W.; Kim, C.-H.; Tae, G.-H.; Park, J.-B. Characteristics of cement mortar with nano-SiO<sub>2</sub> particles. *Constr. Build. Mater.* **2007**, *21*, 1351–1355. [[CrossRef](#)]
179. Delaval, M.; Boland, S.; Solhonne, B.; Nicola, M.-A.; Mornet, S.; Baeza-Squiban, A.; Sallenave, J.-M.; Garcia-Verdugo, I. Acute exposure to silica nanoparticles enhances mortality and increases lung permeability in a mouse model of *Pseudomonas aeruginosa* pneumonia. *Part. Fibre Toxicol.* **2015**, *12*, 1–13. [[CrossRef](#)]
180. Napierska, D.; Thomassen, L.C.J.; Lison, D.; Martens, J.A.; Hoet, P.H. The nanosilica hazard: Another variable entity. *Part. Fibre Toxicol.* **2010**, *7*, 1–32. [[CrossRef](#)]