



OPEN

Controls of a superconducting quantum parametron under a strong pump field

Shumpei Masuda , Toyofumi Ishikawa, Yuichiro Matsuzaki & Shiro Kawabata

Pumped at approximately twice the natural frequency, a Josephson parametric oscillator called parametron or Kerr parametric oscillator shows self-oscillation. Quantum annealing and universal quantum computation using self-oscillating parametrons as qubits were proposed. However, controls of parametrons under the pump field are degraded by unwanted rapidly oscillating terms in the Hamiltonian, which we call non-resonant rapidly oscillating terms (NROT) coming from the violation of the rotating wave approximation. Therefore, the pump field can be an intrinsic origin of the imperfection of controls of parametrons. Here, we theoretically study the influence of the NROT on the accuracy of controls of a parametron: a cat-state creation and a single-qubit gate. It is shown that there is a trade-off relationship between the suppression of the nonadiabatic transitions and the validity of the rotating wave approximation in a conventional approach. We also show that the tailored time dependence of the detuning of the pump field can suppress both of the nonadiabatic transitions and the disturbance of the state of the parametron due to the NROT.

Parametric phase-locked oscillators¹, which are also called parametrons², can store binary digital information as the phase of the self-oscillation when they are driven via a periodic modulation of their circuit element. Parametrons were actually operated as classical bits in digital computers in 1950s and 1960s until the transistor acquired the solid stability. More recently, parametrons were revived in the nanoelectromechanical, optical and the superconducting circuit systems. Basic bit operations have been demonstrated in a nanoelectromechanical system using a electromechanical resonator³, and the Ising machine based on optical parametron has been proposed⁴. To see the quantum nature of the parametron, the nonlinearity should be sufficiently large compared to the decay rate. The nonlinearity smaller than the decay rate gives rise to the appearance of classical dynamics of the system⁵. The quantum regime with the nonlinearity larger than the decay rate has been studied theoretically^{6–8} and experimentally^{9,10}. We consider this quantum regime in this paper.

The parametron was applied to the qubit readout^{11,12} in circuit QED architectures which are promising platform of quantum information processing^{13–15}. Quantum annealing^{16–18} and universal quantum computation¹⁹, which utilize the quantum nature of parametrons in a superconducting circuit, have been proposed. Recently, the bias-preserving gates²⁰ and single-qubit operations²¹ were studied theoretically and experimentally. Exponential increase of the bit-flip time with the cat size was also observed²².

Under the pump field oscillating at approximately twice its natural frequency, a superconducting quantum parametron (we refer parametron hereafter) can work as a qubit in contrast to transmons and flux qubits which do not require an oscillating pump field to realize an effective two-level system.

The decay from the parametron causes the decoherence of the qubit states²³. In order to avoid the decoherence, we need controls much faster than the decay rate. For such rapid controls, we require a large pump field to avoid unwanted nonadiabatic transitions¹⁹. However, the strong pump field can be an origin of the degradation of qubit operations. Such a trade-off relationship has been overlooked in earlier studies on the parametron.

In this paper, we study the effect of the strong pump field to the operations of a parametron in the quantum regime assuming that the operation time is much shorter than the coherence time. First, in order to quantitatively assess the feasibility of superconducting parametron for quantum applications, we study the effect of the unwanted non-resonant rapidly oscillating terms (NROT) in the Hamiltonian on the accuracy of the creation of a cat state. It is shown that there is a trade-off relationship between the suppression of the nonadiabatic transitions and the validity of the rotating wave approximation in a conventional approach^{16,19}. Second, we also show that the tailored time dependence of the detuning of the pump field can suppress both the nonadiabatic

Research Center for Emerging Computing Technologies (RCECT), National Institute of Advanced Industrial Science and Technology (AIST), 1-1-1, Umezono, Tsukuba, Ibaraki 305-8568, Japan. ✉email: shumpei.masuda@aist.go.jp

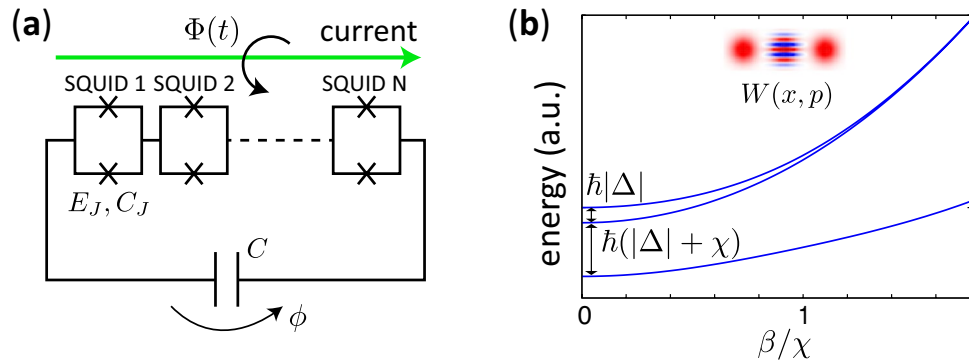


Figure 1. (a) Schematic of a superconducting quantum parametron. E_J and C_J are the Josephson energy of a single SQUID and the capacitance of a single Josephson junction, respectively. C denotes the capacitor shunting the SQUID array. ϕ is the overall phase across the junction array. $\Phi(t)$ is the external magnetic flux threading the SQUIDs. (b) Energy level diagram as a function of pump strength for $\Delta < 0$ and $\chi > 0$. Because $\Delta < 0$, the highest energy level is the vacuum state for $\beta = 0$. The inset is a typical image of the Wigner function of the highest energy level for large $\sqrt{2\beta/\chi} (\simeq 2.5)$. The top two curves overlap as β is sufficiently large.

transitions and the disturbance of the state of a parametron due to the NROT. Finally, we study the effect of the NROT on an R_x gate.

Model

We consider a parametron composed of a SQUID-array resonator with N SQUIDs (Fig. 1a) which was implemented in Ref.¹⁰. The effective Hamiltonian of the system is represented as¹⁰

$$H = 4E_C n^2 - NE_J [\Phi(t)] \cos \frac{\phi}{N}, \tag{1}$$

where ϕ and n are the overall phase across the junction array and its conjugate variable, respectively. E_J is the Josephson energy of a single SQUID. The effective Hamiltonian with a single degree of freedom, ϕ , is valid when the Josephson energy E_J is much greater than the charging energy of a single junction²⁴. E_C is the resonator’s charging energy including the contributions of the junction capacitance C_J and the shunt capacitance C , and can be extracted from measurements and also can be calculated with finite-element capacitance simulations¹⁰. The Josephson energy is periodically modulated by the external magnetic flux, $\Phi(t)$, threading the SQUIDs as $E_J(t) = E_J + \delta E_J \cos \omega_p t$.

Taking into account up to the 4th order of ϕ/N in Eq. (1), we obtain an approximate Hamiltonian

$$\frac{H}{\hbar} = \omega_c^{(0)} \left(a^\dagger a + \frac{1}{2} \right) - \frac{\chi}{12} (a + a^\dagger)^4 + \left[-\frac{N\delta E_J}{\hbar} + 2\beta (a + a^\dagger)^2 - \frac{2\chi\beta}{3\omega_c^{(0)}} (a + a^\dagger)^4 \right] \cos \omega_p t, \tag{2}$$

where $\omega_c^{(0)} = \frac{1}{\hbar} \sqrt{8E_C E_J / N}$, $\chi = E_C / \hbar N^2$ and $\beta = \omega_c^{(0)} \delta E_J / 8E_J$. Here, β corresponds to the pump strength. The annihilation operator a is related to n and ϕ as $n = -in_0 (a - a^\dagger)$ and $\phi = \phi_0 (a + a^\dagger)$ with $n_0^2 = \sqrt{E_J / 32NE_C}$ and $\phi_0^2 = \sqrt{2NE_C / E_J}$. For the expansion of Eq. (1), we considered the parameter regime, where $\phi_0 / N = 2\sqrt{\chi / \omega_c^{(0)}}$ is sufficiently smaller than unity so that the approximation is valid. We took into account up to the fourth order of ϕ/N to see the effect of the Kerr nonlinearity, which is important for a parametron. We neglect the last term in Eq. (2) assuming $\chi\beta \ll \omega_c^{(0)}$, and drop c-valued terms to obtain

$$\frac{H}{\hbar} = \omega_c^{(0)} a^\dagger a - \frac{\chi}{12} (a + a^\dagger)^4 + 2\beta (a + a^\dagger)^2 \cos \omega_p t. \tag{3}$$

Moving into a rotating frame at the frequency of $\omega_p/2$, the Hamiltonian is written as

$$\frac{H}{\hbar} = \left(\omega_c^{(0)} - \omega_p/2 \right) a^\dagger a - \frac{\chi}{12} (ae^{-i\frac{\omega_p}{2}t} + a^\dagger e^{i\frac{\omega_p}{2}t})^4 + 2\beta (ae^{-i\frac{\omega_p}{2}t} + a^\dagger e^{i\frac{\omega_p}{2}t})^2 \cos \omega_p t. \tag{4}$$

When we neglect all the oscillating terms such as $a^2 e^{-2i\omega_p t}$ which are called NROT, we obtain an approximate Hamiltonian (rotating wave approximation),

$$\frac{H_{RWA}}{\hbar} = \Delta a^\dagger a - \frac{\chi}{2} a^\dagger a^\dagger a a + \beta (a^2 + a^{\dagger 2}), \tag{5}$$

where $\Delta = \omega_c^{(0)} - \chi - \omega_p/2$. We compare the results for the Hamiltonians in Eqs. (4) and (5) in the following sections. We neglect the decay and the dephasing to highlight the effect of the NROT assuming that the decay and the dephasing time is sufficiently longer than the duration of the controls.

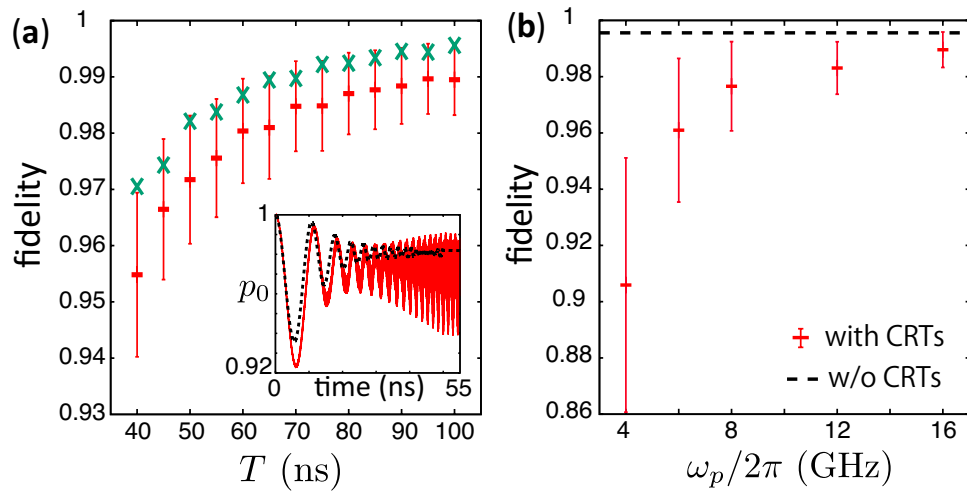


Figure 2. (a) Fidelity of the creation of a cat state as a function of T for the dynamics with (red) and without (green) the NROTs, where the error bars represent the standard deviation calculated using the data for $t > T$. The used parameters are $\beta_0/2\pi = 200$ MHz, $\Delta/2\pi = -6.7$ MHz, $\omega_p/2\pi = 16$ GHz and $\chi/2\pi = 68$ MHz. The inset shows the time evolution of p_0 for $T = 50$ ns. The red solid and the black dashed curves are for with and without the NROTs, respectively. We chose Δ to be the same as the previous study¹⁰. (b) Fidelity as a function of $\omega_p/2\pi$ for $T = 100$ ns. We use the same value for β_0 , χ and Δ as (a), while $\omega_c^{(0)}$ is changed so that Δ is unchanged (Note that $\omega_c^{(0)} = \omega_p/2 + \Delta + \chi$). The dashed line corresponds to the dynamics without the NROTs.

Figure 1(b) shows a schematic of the energy level diagram of the Hamiltonian (5). The vacuum state is the highest energy level in the rotating frame when $\beta = 0$. The highest and the second highest energy levels for sufficiently large β/χ are represented as

$$\begin{aligned} |\varphi_0\rangle &\simeq \frac{|-\alpha\rangle + |\alpha\rangle}{\sqrt{2}}, \\ |\varphi_1\rangle &\simeq \frac{|-\alpha\rangle - |\alpha\rangle}{\sqrt{2}}, \end{aligned} \tag{6}$$

respectively, with coherent states, $|-\alpha\rangle$ and $|\alpha\rangle$, where $\alpha = \sqrt{(2\beta + \Delta)/\chi}$ ²⁵, and $|\Delta|$ is much smaller than β . These coherent states, $|-\alpha\rangle$ and $|\alpha\rangle$, can be used as a qubit for quantum annealing and universal quantum computation^{16,19}. Thus, the creation of predetermined states such as cat states in Eq. (6) is of importance for quantum information processing.

In this paper, we consider the case that $\Delta \leq 0$. If Δ is positive, the vacuum state is not the highest energy level in the rotating frame when $\beta = 0$, and the vacuum state is driven to a state different from $|\varphi_0\rangle$ as the pump field is ramped⁸.

Results

We examine the effect of the NROTs on the creation of a cat state, $|\varphi_0\rangle$, and on an accuracy of a single-qubit gate along the x axis (R_x gate). We solve the time-dependent Schrödinger equation with a fourth-order Runge-Kutta integrator with the time step of 0.025 fs in the following numerical simulations.

Creation of a cat state. We assume that the system is in the vacuum state and $\beta = 0$ at $t = 0$; and β is gradually increased for $0 \leq t \leq T$. The quantum adiabatic theorem states that the system remains in the highest energy level if β is increased slowly enough. Thus, the population of the highest energy level, p_0 , is unity if the evolution is completely adiabatic. We set the time dependence of β as

$$\beta(t) = \begin{cases} \beta_0 t/T & \text{for } 0 \leq t \leq T, \\ \beta_0 & \text{for } t > T. \end{cases} \tag{7}$$

(We consider a linear ramp of β for simplicity.) We define the fidelity of the control as $p_0(t)$ for $t > T$.

Figure 2a shows the fidelity of the control as a function of T . The fidelity for short T is lowered due to unwanted nonadiabatic transitions in the dynamics without NROTs. In the dynamics with the NROTs, the fidelity is even lower and keeps fluctuating after the ramp of the pump field. The standard deviation of the fluctuation of p_0 for $t > T$ is considerably large even for $T = 100$ ns where the nonadiabatic transitions are negligible. The fluctuation becomes large when T is short because of the large population of the lower levels. Figure 2b shows the fidelity as a function of ω_p . In this numerical simulation, $\omega_c^{(0)}$ is changed with ω_p so that the detuning is fixed. It is seen that, as ω_p increases, the fidelity is increased and the fluctuation of p_0 is suppressed. This comes from the fact that the rotating wave approximation becomes more accurate as we increase ω_p and $\omega_c^{(0)}$.

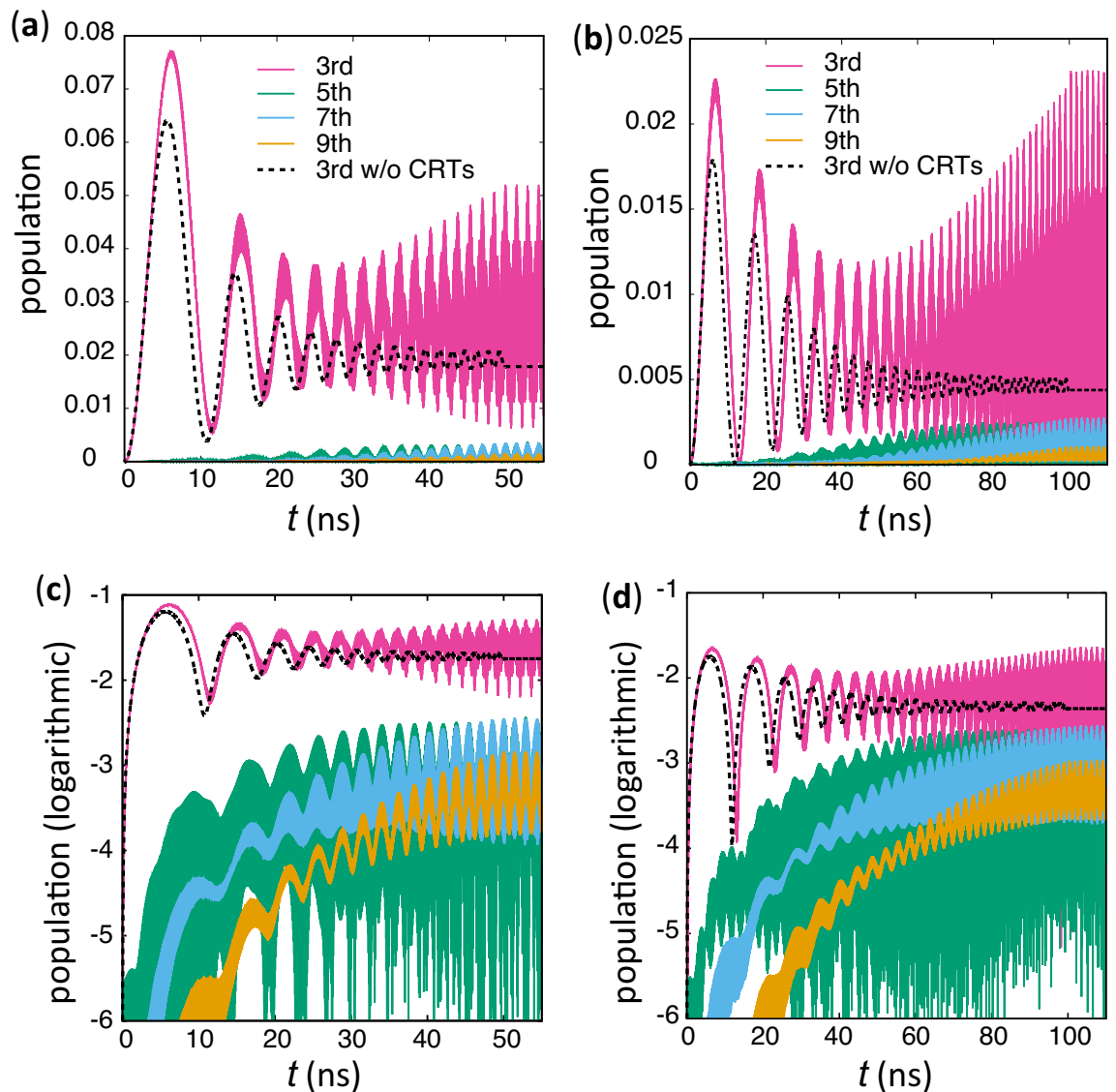


Figure 3. Time dependence of the population of the third, fifth, seventh and the ninth highest levels during the cat-state creation for $T = 50$ ns (a) and 100 ns (b). The population of the second, fourth, sixth, ... levels is vanishing because of the difference of the parity. The dotted curves represent the population of the third highest level in the dynamics without NROTs. The used parameters are the same as Fig. 2a. (c) and (d) are the same things as (a) and (b), respectively, but with the vertical axis in the logarithmic scale.

The time dependences of the population of lower levels are shown for $T = 50$ ns and 100 ns in Fig. 3a,c and Fig. 3b,d respectively. In the case without the NROTs, the third highest level is populated due to the nonadiabatic transition while the population of the other lower levels are approximately zero (e.g., the population of the fifth highest level is less than 10^{-5} and 10^{-6} at $t = T$ for the parameters used in Fig. 3a,c and Fig. 3b,d respectively). The population of the second, fourth, sixth, ... levels is vanishing because of the parity difference from the highest level. On the other hand, the other lower levels with the same parity as the highest level are also populated in the dynamics with the NROTs as apparently seen in Fig. 3. The fluctuating population of the third highest level is higher than that without the NROTs for the both values of T . The oscillation of the populations saturates for $t > T$, when β is constant.

We discuss the significance of our results here. It is worth mentioning that we need a condition of $\langle -\alpha | \alpha \rangle \simeq 0$ to use the parametron as a qubit, and so β/χ should be sufficiently large. (The overlap, $\langle -\alpha | \alpha \rangle$, becomes negligible when β/χ is sufficiently large because $\langle -\alpha | \alpha \rangle = \exp[-2|\alpha|^2]^{16}$ and $\alpha = \sqrt{(2\beta + \Delta)/\chi}$.) For this purpose, we could decrease χ , but this leads us to a smaller energy gap between the eigenenergies of the Hamiltonian, which could induce more nonadiabatic transitions. An alternative approach to satisfy $\langle -\alpha | \alpha \rangle \simeq 0$ while suppressing the nonadiabatic transitions could be an increase of β . However, as we showed in this subsection, a large β could be another source of error due to the violation of the rotating wave approximation. Therefore, in the conventional approach, there is a trade-off relationship between the suppression of the nonadiabatic transitions and the validity of the rotating wave approximation, which was often overlooked in earlier works.

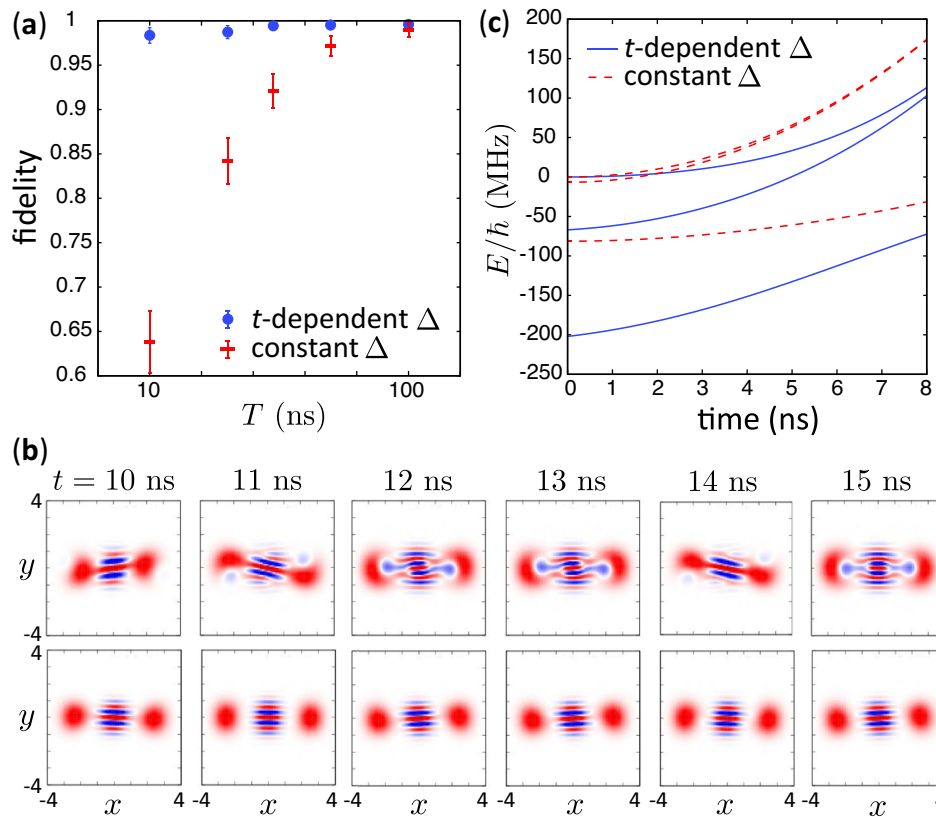


Figure 4. (a) Fidelity of the creation of a cat state as a function of T with the time-dependent detuning in Eq. (8) (blue circles) and the constant detuning of $\Delta/2\pi = -6.7$ MHz (red bars). The NROTs are taken into account in the both dynamics. The error bars represent the standard deviation which is calculated using the data for $t > T$. The used parameters are $\Delta_0/2\pi = -67$ MHz, $\beta_0/2\pi = 200$ MHz, $\omega_p/2\pi = 16$ GHz and $\chi/2\pi = 68$ MHz. (b) Wigner functions for $t \geq T (= 10$ ns) in the controls with the constant (upper figures) and the time-dependent (lower figures) detunings. The other parameters are the same as (a). (c) The three highest eigenenergies of instantaneous H_{RWA} in Eq. (5) for the constant and the time-dependent detuning for $T = 20$ ns. The other parameters are the same as (a).

Suppression of nonadiabatic transitions. In order to overcome the trade-off relationship discussed in the previous subsection, we examine a way to enhance the fidelity of the creation of a cat state based on the time-dependent detuning²⁶. We show that the fluctuation of the population of the target state due to the NROTs and the nonadiabatic transitions are greatly suppressed without increasing β nor decreasing χ .

In this method, we set the initial detuning large and decrease it to zero as

$$\Delta(t) = \begin{cases} \Delta_0(1 - t/T) & \text{for } 0 \leq t \leq T, \\ 0 & \text{for } t > T. \end{cases} \quad (8)$$

The pump is ramped following Eq. (7). We set the initial detuning $\Delta_0/2\pi = -67$ MHz. The time-dependent detuning can be implemented by controlling $\omega_c^{(0)}$ depending on E_j which can be controlled with the magnetic flux. Unwanted resultant change in β can be compensated by changing δE_j . Alternatively, the time-dependent frequency of the pump field can be used for the implementation of the time-dependent detuning.

Figure 4a represents the fidelity of the creation of a cat state as a function of T . The modified method gives the fidelity considerably higher than the one with the constant detuning. We have obtained the fidelity of more than 0.995 with the modified method for $T = 50$ ns while the average fidelity for the control with the constant detuning is approximately 0.97. We emphasize that the fluctuation of the fidelity is suppressed in the modified method as seen in the error bars of Fig. 4a. We attribute this to the fact that the population of the lower levels are much smaller than the case with the constant detuning. Note that the NROTs, which couples the highest level to the other levels, weakly influence to the population of the highest level, when the population of the other levels are small. Figure 4b represents the Wigner function¹⁶ for $t \geq T (= 10$ ns) in the controls with the constant and the time-dependent detunings. The Wigner function is disturbed and time dependent in the control with the constant detuning for $t \geq T$, while in the modified method it is approximately stationary and coincides with that of the highest energy level of H_{RWA} . The results for the controls with different values of Δ_0 are shown in Supplementary Section S1.

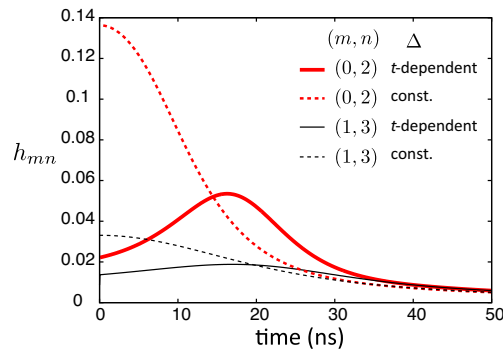


Figure 5. Time dependence of h_{mn} for the creation of a cat state for $T = 50$ ns with the time-dependent detuning in Eq. (8) and the constant detuning. Other parameters are the same as Fig. 2a.

Figure 4c shows the three highest eigenenergies of instantaneous H_{RWA} in Eq. (5) for the constant and the time-dependent detuning. The reader may consider that the nonadiabatic transitions occur when t is large because the interval between the highest and the second highest levels become small. However, such transition does not occur because of the parity difference. The major population transfer is from the highest level to the third highest level.

The enhancement of the fidelity in the modified method is explained as follows. It is known that the adiabatic condition:

$$h_{mn}(t) = \hbar |\langle \varphi_n(t) | \dot{\varphi}_m(t) \rangle| / |E_n(t) - E_m(t)| \ll 1 \quad (9)$$

should be satisfied to suppress the nonadiabatic transition between levels m and n , where E_m is an eigenvalue of the instantaneous H_{RWA} , and $m \neq n$. The state of the highest level of H_{RWA} changes drastically from the zero photon state to a superposition of Fock states as the pump is ramped in the small pump regime. The introduced large detuning in the small pump regime makes slow the rate of the change of the highest level, and makes the denominator of Eq. (9) large. Thus, the dynamics is well approximated by the adiabatic dynamics (nonadiabatic transitions are suppressed). On the other hand, the rate of the change of the highest level is slow for the large pump regime compared to the small pump regime. Therefore, the detuning can be gradually turned off.

Figure 5 shows the time dependence of h_{mn} during the creation of a cat state with the time-dependent detuning in Eq. (8) and the constant detuning. It is seen that h_{mn} for the time-dependent detuning are smaller than the one for the constant detuning around $t = 0$, and the peaks of h_{mn} for the time-dependent detuning is lower than the maximum value for the control with the constant detuning.

Now, a comment is in order. Using larger constant detuning also can improve the fidelity of the creation of a cat state. However, finite Δ causes R_x gate of the parametron as explained in the following section because Δ increases the gap between the highest level and the second highest level of the parametron. Although using larger pump strength can decrease the gap, it increases the disturbance of the state due to NROTs. Therefore, it is favorable to make Δ zero at the end of the creation of a cat state from the point of view of the information processing.

The decay from the parametron, which decoheres the qubit state, is another origin of the imperfection of the control. The effect of the decay to the creation of a cat state is examined in Supplementary Section S2, although we focus mainly on the effect of NROTs in this paper.

Before moving to the next section, we summarize the trade-off relations and explain the role of our method. Creation of a cat state should be followed by some other controls such as gate operations and a measurement in applications. Therefore, the speed of creation of cat state should be sufficiently faster than the decay rate for practical purposes. Moreover, for quantum computation, such a fast control is essential to improve the clock frequency. β/χ should be increased rapidly, and its final value should be sufficiently large to use $|-\alpha\rangle$ and $|\alpha\rangle$ as qubit state. Then, we have the trade-off relations: 1. Choosing smaller χ causes more nonadiabatic transitions due to a smaller energy gap between the eigenenergies; 2. Making β larger causes more decrease and larger fluctuation of the fidelity of the control due to the effect of NROTs. The modified method with the time dependent detuning can increase the fidelity by decreasing the nonadiabatic transitions and can suppress the fluctuation of the fidelity.

$R_x(\frac{\pi}{2})$ gate. A pulsed detuning realizes a rotation of a parametron around the x axis¹⁹. The detuning enlarges the energy difference between the highest and the second highest levels of the instantaneous Hamiltonian. Thus, the states obtain the different dynamical phases, which give rise to a R_x gate. This scheme of the R_x gate differs from the one which utilizes the time-dependent pump strength in Ref. 21.

We examine the degradation of the fidelity of the $R_x(\frac{\pi}{2})$ gate due to the NROTs using the pulsed detuning given by

$$\Delta(t) = \begin{cases} \Delta_0 \sin^2(\pi t/T_g) & \text{for } 0 \leq t \leq T_g, \\ 0 & \text{for } t > T_g, \end{cases} \quad (10)$$

where T_g is the gate time and Δ_0 is optimized for $R_x(\frac{\pi}{2})$ gate (the angle of rotation is determined by Δ_0). The other parameters are fixed during the control. The initial state is set to be

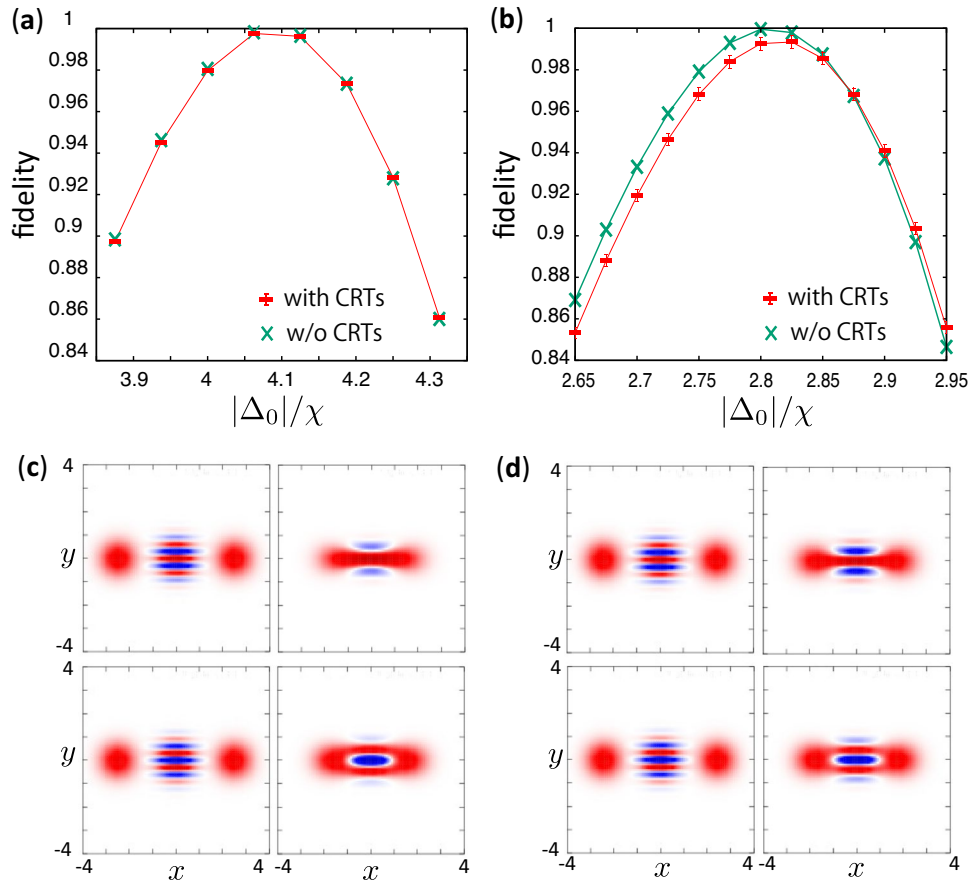


Figure 6. Fidelity of $R_x(\frac{\pi}{2})$ gate. The used parameters are $\beta/2\pi = 53$ MHz, $\chi/2\pi = 17$ MHz for (a) and $\beta/2\pi = 200$ MHz, $\chi/2\pi = 68$ MHz for (b). We used $\omega_p/2\pi = 16$ GHz and $T_g = 100$ ns for the both panels. The error bars represent the standard deviation calculated using the data for $t > T_g$. (c) and (d): Wigner function of the highest (upper panels) and the second highest levels (lower panels) of H_{RWA} in Eq. (5). The left and the right panels correspond to $\Delta = 0$ and $\Delta = \Delta_0$, where $|\Delta_0|/\chi = 4.1$ for (c) and 2.8 for (d), respectively. The other parameters used in (c) and (d) are the same as (a) and (b), respectively.

$$|\Psi(0)\rangle = (|\varphi_0\rangle + |\varphi_1\rangle)/\sqrt{2} \simeq |-\alpha\rangle. \tag{11}$$

The fidelity of the gate is defined by the population of the target state,

$$|\Psi_{\text{tar}}\rangle = (|\varphi_0\rangle - |\varphi_1\rangle)/\sqrt{2} \simeq |\alpha\rangle \tag{12}$$

at $t = T_g$.

We consider two sets of (β, χ) which give approximately the same α . Figure 6a,b show the fidelity of the $R_x(\frac{\pi}{2})$ gate for the both parameter sets with and without the NROTs. In the case without NROTs, the both parameter sets give the fidelity of approximately unity. The maximum fidelity for the smaller β and χ is approximately the same as the case without the NROTs [Fig. 6a] (The difference between them is less than 0.1%). On the other hand, the fidelity for the parameter set with larger β and χ is degraded when the NROTs are taken into account as seen in Fig. 6b. This means that, smaller parameter set is more suitable to decrease the disturbance by the NROTs in the R_x gate, although the smaller parameter set tends to induce more nonadiabatic transitions during the creation of the cat state. Fortunately, we have found that the method with Eq. (8) suppresses the nonadiabatic transitions and the fluctuation of the state when we create a cat state, as shown in Fig. 4. Therefore, we can safely choose the smaller parameter set of β and χ to achieve the higher fidelity of R_x gate while the nonadiabatic transitions and the fluctuation of the state during the cat-state creation are still significantly suppressed by using the modified method.

A comment on the intermediate state during the gate operation is in order. The larger parameter set gives small values of $|\Delta_0|/\chi$ and $|\Delta_0|/\beta$ to perform the $R_x(\frac{\pi}{2})$ gate. The required value of $|\Delta_0|/\chi$ is approximately 4.1 and 2.8 for the smaller and the larger parameter sets, respectively. Thus, the intermediate states during the gate operations are different. Figure 6c,d show the Wigner function of the highest and the second highest levels of H_{RWA} in Eq. (5) for $\Delta = 0$ and $\Delta = \Delta_0$. The Wigner function, which is separated in three parts for $\Delta = 0$, is connected near the origin for $\Delta = \Delta_0$. It represents that the highest and the second highest levels become closer to the zero photon and the one photon Fock states, respectively. The Wigner function for the larger parameter

set is shrunk in the y -direction around the origin compared to that for the smaller parameter set because of the difference in $|\Delta_0|/\chi$.

R_z and R_x gates can consist of a universal single-qubit gate set. R_z gates for a parametron can be realized by a drive with a microwave pulse¹⁹. Because the intensity of the microwave pulse is sufficiently smaller than the pump field, the interplay between the microwave pulse and the NROTs is negligible (see S3 for detail).

Conclusion

We have quantitatively investigated the effect of the non-resonant rapidly oscillating terms (NROTs) on controls of a parametron. It has been shown that the NROTs cause unwanted population transfer from the qubit levels to the other energy levels, and degrade the fidelity of the cat-state creation. The population transfer is mainly from the highest level to the third highest level when the frequency of the pump field is sufficiently high. However, we can increase the control fidelity by suitably choosing parameters such as the nonlinearity parameter, the pump strength and frequency. Furthermore, starting from large detuning and decreasing it to zero as the pump is ramped, we can greatly enhance the fidelity of the cat-state creation, which we call a modified method. Interestingly, the fluctuation of the population of the target state is suppressed in the modified method. The mechanism of the enhancement of the fidelity has been explained from the viewpoint of the adiabatic condition. Also, we have studied the effect of the NROTs on a R_x gate. The fidelity of the R_x gate depends on the pump strength because of the NROTs. We have shown that smaller pump field and nonlinearity parameter realize higher gate fidelity.

Turning on and off the pump field can be used not only for the cat-state creation but also for transforming a parametron to a transmon for the qubit readout²¹. Therefore, the inverse process of the modified adiabatic method of the creation of a cat state is expected to be useful also for that purpose.

Received: 8 March 2021; Accepted: 17 May 2021

Published online: 01 June 2021

References

- Onyshkevych, L. S., Kosonocky, W. F. & Lo, A. W. Parametric phase-locked oscillator-characteristics and applications to digital systems. *Trans. Inst. Radio Eng.* **EC-8**, 277–286 (1959).
- Goto, E. The parametron, a digital computing element which utilizes parametric oscillation. *Proc. Inst. Radio Eng.* **47**, 1304–1316 (1959).
- Mahboob, I. & Yamaguchi, H. Bit storage and bit flip operations in an electromechanical oscillator. *Nat. Nanotechnol.* **3**, 275–279 (2008).
- Wang, Z., Marandi, A., Wen, K., Byer, R. L. & Yamamoto, Y. Coherent Ising machine based on degenerate optical parametric oscillators. *Phys. Rev. A* **88**, 063853 (2013).
- Wilson, C. M. *et al.* Photon generation in an electromagnetic cavity with a time-dependent boundary. *Phys. Rev. Lett.* **105**, 233907 (2010).
- Kinsler, P. & Drummond, P. D. Quantum dynamics of the parametric oscillator. *Phys. Rev. A* **43**, 6194 (1991).
- Wustmann, W. & Shumeiko, V. Parametric resonance in tunable superconducting cavities. *Phys. Rev. B* **87**, 184501 (2013).
- Zhang, Y. & Dykman, M. I. Preparing quasienergy states on demand: a parametric oscillator. *Phys. Rev. A* **95**, 053841 (2017).
- Ding, S., Maslennikov, G., Hablützel, R., Loh, H. & Matsukevich, D. Quantum parametric oscillator with trapped ions. *Phys. Rev. Lett.* **119**, 150404 (2017).
- Wang, Z. *et al.* Quantum dynamics of a few-photon parametric oscillator. *Phys. Rev. X* **9**, 021049 (2019).
- Lin, Z. R. *et al.* Josephson parametric phase-locked oscillator and its application to dispersive readout of superconducting qubits. *Nat. Commun.* **5**, 4480 (2014).
- Yamamoto, T., Koshino, K. & Nakamura, Y. Parametric amplifier and oscillator based on Josephson junction circuitry in principles and methods of quantum information technologies. *Lect. Notes Phys.* **911**, 495–513 (2016).
- Nakamura, Y., Pashkin, Y. A. & Tsai, J. S. Coherent control of macroscopic quantum states in a single-Cooper-pair box. *Nature (London)* **398**, 786–788 (1999).
- Krantz, P. *et al.* A quantum engineer's guide to superconducting qubits. *Appl. Phys. Rev.* **6**, 021318 (2019).
- Blais, A., Grimsmo, A. L., Girvin, S. M. & Wallraff, A. Circuit Quantum Electrodynamics. arXiv:2005.12667 (2020).
- Goto, H. Bifurcation-based adiabatic quantum computation with a nonlinear oscillator network. *Sci. Rep.* **6**, 21686 (2016).
- Nigg, S. E., Lörch, N. & Tiwari, R. P. Robust quantum optimizer with full connectivity. *Sci. Adv.* **3**, e1602273 (2017).
- Puri, S., Andersen, C. K., Grimsmo, A. L. & Blais, A. Quantum annealing with all-to-all connected nonlinear oscillators. *Nat. Commun.* **8**, 15785 (2017).
- Goto, H. Universal quantum computation with a nonlinear oscillator network. *Phys. Rev. A* **93**, 050301(R) (2016).
- Puri, S. *et al.* Bias-preserving gates with stabilized cat qubits. *Sci. Adv.* **6**, eaay5901 (2020).
- Grimm, A. *et al.* Stabilization and operation of a Kerr-cat qubit. *Nature* **584**, 205–209 (2020).
- Lescanne, R. *et al.* Exponential suppression of bit-flips in a qubit encoded in an oscillator. *Nat. Phys.* **16**, 509–513 (2020).
- Puri, S., Boutin, S. & Blais, A. Engineering the quantum states of light in a Kerr-nonlinear resonator by two-photon driving. *NPI Quantum Inf.* **3**, 18 (2017).
- Frattini, N. E. *et al.* 3-wave mixing Josephson dipole element. *Appl. Phys. Lett.* **110**, 222603 (2017).
- Goto, H. Quantum computation based on quantum adiabatic bifurcations of Kerr-nonlinear parametric oscillators. *J. Phys. Soc. Jpn.* **8**, 061015 (2019).
- Goto, H. Inventor; Kabushiki Kaisha Toshiba assignee. Quantum computation apparatus and quantum computation method. United States patent US 10,250,271 B2. 2019 Apr 2.

Acknowledgements

This paper is partly based on results obtained from a project, JPNP16007, commissioned by the New Energy and Industrial Technology Development Organization (NEDO), Japan. S.M. acknowledges the support from JSPS KAKENHI (grant number 18K03486). Y. M. was supported by Leading Initiative for Excellent Young Researchers MEXT Japan and JST presto (Grant No. JPMJPR1919). The authors thank T. Yamamoto, T. Yamaji and A. Yamaguchi for fruitful discussions.

Author contributions

S.M. provided the initial ideas and performed numerical simulations. S.M., T.I. and Y.M. contributed to theoretical analysis. S.K. supervised the work in all respects. All authors reviewed the manuscript.

Competing interests

The authors declare no competing interests.

Additional information

Supplementary Information The online version contains supplementary material available at <https://doi.org/10.1038/s41598-021-90874-4>.

Correspondence and requests for materials should be addressed to S.M.

Reprints and permissions information is available at www.nature.com/reprints.

Publisher's note Springer Nature remains neutral with regard to jurisdictional claims in published maps and institutional affiliations.



Open Access This article is licensed under a Creative Commons Attribution 4.0 International License, which permits use, sharing, adaptation, distribution and reproduction in any medium or format, as long as you give appropriate credit to the original author(s) and the source, provide a link to the Creative Commons licence, and indicate if changes were made. The images or other third party material in this article are included in the article's Creative Commons licence, unless indicated otherwise in a credit line to the material. If material is not included in the article's Creative Commons licence and your intended use is not permitted by statutory regulation or exceeds the permitted use, you will need to obtain permission directly from the copyright holder. To view a copy of this licence, visit <http://creativecommons.org/licenses/by/4.0/>.

© The Author(s) 2021